



BRAKE CABLES

CAVI FRENO A MANO



ADRIAN BIAUT

| application | OE reference | pos | year | length | code |
|-------------|--------------|-----|------|--------|------|
|-------------|--------------|-----|------|--------|------|

ALFA ROMEO

33

| | | | | | |
|------------------------------|-------------------|------------|-------|-----------|----------------|
| 33 _ all | 60501672-60501673 | rear LH-RH | 83-89 | 1665/1455 | 01.0221 |
| 33 _ 1.5 ie 4WD | 60500501 | rear LH-RH | 89- | 1615/1380 | 01.0251 |
| 33 _ ANTISKID, 4WD all | 60548443-60580074 | rear LH | 90-94 | 1660/1500 | 01.0223 |
| 33 _ ANTISKID, 4WD all | 60548444-60580073 | rear RH | 90-94 | 1790/1620 | 01.0224 |
| 33 _ ELEGANT, SPORT, 2WD all | 60580075 | rear LH | 90-94 | 1590/1380 | 01.0232 |
| 33 _ ELEGANT, SPORT, 2WD all | 60580076 | rear RH | 90-91 | 1615/1380 | 01.0233 |
| 33 _ ELEGANT, SPORT, 2WD all | 60580072-60559851 | rear RH | 92-94 | 1715/1510 | 01.0237 |

75 - 90

| | | | | | |
|-------------|-----------------------|------------|-----|-----------|----------------|
| 75-90 _ all | 116334203000-60521838 | rear LH-RH | 85- | 1620/1335 | 01.0207 |
|-------------|-----------------------|------------|-----|-----------|----------------|

145 - 146

| | | | | | |
|----------------------------|--|---------|-----|-----------|------------------|
| 145-146 _ all | 46410282-60806293-60811362-7609367-92323732 | front | 92- | 410 | 11.0266 |
| 145-146 _ all exc. 1.7 16v | 60809991-7773019 | rear LH | 95- | 1425/1015 | 01.0236 |
| 145-146 _ all exc. 1.7 16v | 60809992-7773015-60813764 | rear RH | 95- | 1465/1055 | 01.0235 |
| 145-146 _ 1.7 16v | 46460508-46465948-7714822-60806307 60806311-60812546 | rear LH | 92- | 1500/1150 | 11.0220.1 |
| 145-146 _ 1.7 16v | 46456850-60577826-60806310-60812799 60813055-60816031 | rear RH | 92- | 1455/1110 | 11.0232.1 |

147

| | | | | | |
|-----------|---|---------|-----|----------|----------------|
| 147 _ all | 46410282-60806293-60811362-7609367-92323732 | front | 00- | 410 | 11.0266 |
| 147 _ all | 46542828-46847297 | rear LH | 00- | 1240/960 | 01.0248 |



| | | | | | |
|-----------|-------------------|---------|-----|----------|----------------|
| 147 _ all | 46542755-46843743 | rear RH | 00- | 1175/895 | 01.0247 |
|-----------|-------------------|---------|-----|----------|----------------|



155

| | | | | | |
|------------|--|---------|-----|-----------|------------------|
| 155 _ all | 46410282-60806293-60811362-7609367-92323732 | front | 92- | 410 | 11.0266 |
| 155 _ all | 46460508-46465948-7714822-60806307 60806311-60812546 | rear LH | 92- | 1500/1150 | 11.0220.1 |
| 155 _ all | 46456850-60577826-60806310-60812799 60813055-60816031 | rear RH | 92- | 1455/1110 | 11.0232.1 |
| 155 _ 2.0T | 60807561-82464806 | rear LH | - | 2430/795 | 19.0223 |
| 155 _ 2.0T | 60807562-82464807 | rear RH | - | 1190/800 | 19.0224 |

BRAKE CABLES

Cavi freno a mano - Handbremsseile - Cables de frein - Mando freno



| application | OE reference | pos | year | length | code |
|-------------|--------------|-----|------|--------|------|
|-------------|--------------|-----|------|--------|------|

156

| | | | | | |
|---------|---|---------|-----|----------|----------------|
| 156_all | 46410282-60806293-60811362-7609367-92323732 | front | 97- | 410 | 11.0266 |
| 156_all | 60624591-60680457 | rear LH | 97- | 1255/980 | 01.0243 |
| 156_all | 60624590 | rear RH | 97- | 1195/920 | 01.0242 |

159

| | | | | | |
|---------|-------------------|---------|-----|-----------|----------------|
| 159_all | 50500558-50505371 | rear LH | 05- | 1750/1600 | 01.0253 |
| | | | | | |
| 159_all | 50500557-50505370 | rear RH | 05- | 1730/1585 | 01.0252 |
| | | | | | |

164

| | | | | | |
|---------------------------|--|-------|-------|--------------------|----------------|
| 164_all | 60511898-60807617-82399827 | front | 87- | 205 | 11.0260 |
| 164_all | 60801383-60801449-60801790-82390671-82441688 | rear | 87-92 | 2945/1380 +1235 | 11.0261 |
| 164_all (with protection) | 46408830-60808316-60811973-82481842 | rear | 92- | 2945/1380 +1240 | 11.0292 |

166

| | | | | | |
|---------|-------------------|---------|-----|-----------|----------------|
| 166_all | 60813842-82488247 | front | 98- | 315 | 19.0239 |
| 166_all | 60630812-60661488 | rear LH | 98- | 1440/1320 | 01.0246 |
| 166_all | 60630814-60661490 | rear RH | 98- | 1420/1305 | 01.0245 |

1750 - 2000

| | | | | | |
|----------------------|-----------------------|----|-----|-----------|----------------|
| 1750-2000_all | 105484203003 | - | 68- | 1720/1240 | 01.0203 |
| 1750-2000_all | 105484206100 | LH | - | 555/450 | 01.0218 |
| 1750-2000_all | 105484206200 | RH | - | 530/430 | 01.0219 |
| 1750-2000 GTV_all | 105304203003 | - | 68- | 1550/1030 | 01.0204 |
| 1750-2000 SPIDER_all | 105574203003-60517076 | - | - | 1490/980 | 01.0205 |

ALFASUD

| | | | | | |
|-----------------------------|-----------------|------------|-------|-----------|----------------|
| ALFASUD, ALFASUD SPRINT_all | 530728-60745071 | rear LH-RH | 72-83 | 1385/1255 | 01.0206 |
| ALFASUD SPRINT_all | 543079-60505003 | rear LH-RH | 83-88 | 1700/1500 | 01.0211 |

| application | OE reference | pos | year | length | code |
|------------------------|------------------------------|------------|-------|-----------|----------------|
| ALFETTA | | | | | |
| ALFETTA _ 1.6, 1.8 | 116004203001-60515933 | rear LH-RH | 74-79 | 1525/1255 | 01.0208 |
| ALFETTA _all | 116334203000-60521838 | rear LH-RH | 80-86 | 1620/1335 | 01.0207 |
| ARNA | | | | | |
| ARNA _all | 543611-3653101A01-3653104A01 | rear LH | 83- | 1100/730 | 28.0208 |
| ARNA _all | 543610-3653001A01-3653004A01 | rear RH | 83- | 900/675 | 28.0209 |
| BRERA | | | | | |
| BRERA _all | 50500861-50505483 | rear LH | 05- | 1660/1530 | 01.0255 |
| BRERA _all | 50500862-50505484 | rear RH | 05- | 1575/1445 | 01.0254 |
| GIULIA | | | | | |
| GIULIA _all | 105144203001-105394203000 | - | 70- | 2570/2190 | 01.0200 |
| GIULIA _all | 105264203001-60712612 | - | 70- | 1670/1125 | 01.0201 |
| GIULIA 1750-2000 _all | 105484206100 | LH | - | 555/450 | 01.0218 |
| GIULIA 1750-2000 _all | 105484206200 | RH | - | 530/430 | 01.0219 |
| GIULIETTA | | | | | |
| GIULIETTA _all | 116334203000-60521838 | rear LH-RH | 77- | 1620/1335 | 01.0207 |
| GIULIETTA '10 | | | | | |
| GIULIETTA _all | 50502989-50522877 | rear LH | 10- | 1795/1615 | 01.0256 |
| GIULIETTA _all | 50502987-50522876 | rear RH | 10- | 1860/1690 | 01.0257 |
| GT | | | | | |
| GT _all | 60624591-60680457 | rear LH | 03- | 1255/980 | 01.0243 |
| | | | | | |
| GT _all | 60624590 | rear RH | 03- | 1195/920 | 01.0242 |
| | | | | | |
| GTV | | | | | |
| GTV 6 _all | 116464060010 | rear LH-RH | 81- | 1370/1090 | 01.0220 |
| GTV COUPÉ, SPIDER _all | 60616741-60626919 | rear LH-RH | 95- | 1580/1240 | 01.0238 |

BRAKE CABLES

Cavi freno a mano - Handbremsseile - Cables de frein - Mando freno



| application | OE reference | pos | year | length | code |
|-------------|--------------|-----|------|--------|------|
|-------------|--------------|-----|------|--------|------|

MiTo

| | | | | | |
|--------------------------------------|-------------------------------------|---------|-----|-----------|------------------|
| MiTo _ all (disc brake) | 50519022-50519023 | rear LH | 08- | 1640/1430 | 11.0255.2 |
| MiTo _ all (disc brake) | 50519020-50519021 | rear RH | 08- | 1660/1445 | 11.0256.2 |
| MiTo _ 1.4, 1.3/1.6 JTD (disc brake) | 55700929-55704104-51871599-51844531 | rear LH | 08- | 1650/1430 | 11.0201.2 |
| MiTo _ 1.4, 1.3/1.6 JTD (disc brake) | 55700927-55704103-51871598 | rear RH | 08- | 1670/1445 | 11.0200.2 |

SPIDER

| | | | | | |
|--------------------|---|------------|-------|-----------|----------------|
| SPIDER (II) _ all | 46410282-60806293-60811362-7609367-92323732 | front | 94-06 | 410 | 11.0266 |
| SPIDER (II) _ all | 60616741-60626919 | rear LH-RH | 94-06 | 1580/1240 | 01.0238 |
| SPIDER (III) _ all | 50500861-50505483 | rear LH | 06- | 1660/1530 | 01.0255 |
| SPIDER (III) _ all | 50500862-50505484 | rear RH | 06- | 1575/1445 | 01.0254 |

ALFA ROMEO commercial vehicles

AR8

| | | | | | |
|-----------|----------|---------|-----|------------------|----------------|
| AR8 _ all | 93801422 | front A | -85 | 1255/1030 | 11.0247 |
| AR8 _ all | 93801912 | front B | -85 | 1650/1435 | 11.0248 |
| AR8 _ all | 93801943 | front C | -85 | 2055/1835 | 11.0249 |
| AR8 _ all | 93801482 | rear | -89 | 2390/920 +920 | 11.0250 |

AUDI

50

| | | | | | |
|----------|-----------------------|-------|-----|------------------|----------------|
| 50 _ all | 861609729 | front | 74- | 795 | 55.0246 |
| 50 _ all | 861609721 | rear | 74- | 1945/630 +370 | 55.0209 |
| 50 _ all | 861609721A-861609721B | rear | 75- | 1990/610 +365 | 55.0210 |

80

| | | | | | |
|--|---|---------|-------|------------------|----------------|
| 80 _ all | 823609721A | rear | 73-74 | 2200/560 +560 | 03.0202 |
| 80 _ all | 321609721 | rear | 74-76 | 2385/460 +470 | 55.0215 |
| 80 _ all | 321609721A | rear | 76-78 | 2250/460 +460 | 55.0216 |
| 80 _ all | 811609721 | rear | 78-85 | 2355/400 +400 | 03.0205 |
| 80 _ all (with reinforced shockabsorber) | 811609721A | rear | 78-85 | 2385/420 +420 | 03.0222 |
| 80, 80 COUPÉ _ all (drum brake) | 811609721B-811609721C-811609721H-811609721J | rear LH | 85-91 | 1180/400 | 03.0213 |
| 80, 80 COUPÉ _ all (drum brake) | 811609722A-811609722B-811609722D-811609722E | rear RH | 85-91 | 1135/400 | 03.0214 |
| 80 COUPÉ _ all (drum brake) | 893609721A-893609721G | rear LH | 87-91 | 1355/1080 | 03.0219 |
| 80 COUPÉ _ all (drum brake) | 893609722A-893609722G | rear RH | 87-91 | 1300/1040 | 03.0220 |



| application | OE reference | pos | year | length | code |
|---------------------------------|---|------------|-------|--------------------|----------------|
| > 80 | | | | | |
| 80, 80 COUPÉ _ all (disc brake) | 811609721D-811609721G | rear LH | 87-91 | 1250/515 | 03.0226 |
| 80, 80 COUPÉ _ all (disc brake) | 811609722C | rear RH | 87-91 | 1205/515 | 03.0227 |
| 80 COUPÉ _ all (disc brake) | 893609721F | rear LH | 89-91 | 1400/1185 | 03.0230 |
| 80 COUPÉ _ all (disc brake) | 893609722F | rear RH | 89-91 | 1360/1150 | 03.0229 |
| 80 _ all (drum brake) | 8A0609721AE-8A0609721H-8A0609721S | rear LH-RH | 91- | 1575/1355 | 03.0235 |
| 80 _ all (disc brake) | 8A0609721AF-8A0609721J-8A0609721T | rear LH-RH | 91- | 1725/1565 | 03.0234 |
| | | | | | |
| 80 (8C2/8C5) AVANT _ all | 8A0609701A | rear LH | 91-95 | 1725/1565 | 03.0259 |
| 80 (8C2/8C5) AVANT _ all | 8A0609702A | rear RH | 91-95 | 1725/1565 | 03.0258 |
| 80 QUATTRO _ all | 857609721D | rear LH | - | 1150/530 | 03.0277 |
| 80 QUATTRO _ all | 857609721E | rear RH | - | 1120/500 | 03.0278 |
| 80 QUATTRO COUPÉ _ all | 893609721E | rear LH | - | 1340/1125 | 03.0251 |
| 80 QUATTRO COUPÉ _ all | 893609722E | rear RH | - | 1305/1095 | 03.0250 |
| 90 | | | | | |
| 90, 90 COUPÉ _ all (drum brake) | 811609721B-811609721C-811609721H-811609721J | rear LH | 85-91 | 1180/400 | 03.0213 |
| 90, 90 COUPÉ _ all (drum brake) | 811609722A-811609722B-811609722D-811609722E | rear RH | 85-91 | 1135/400 | 03.0214 |
| 90 COUPÉ _ all (drum brake) | 893609721A-893609721G | rear LH | 87-91 | 1355/1080 | 03.0219 |
| 90 COUPÉ _ all (drum brake) | 893609722A-893609722G | rear RH | 87-91 | 1300/1040 | 03.0220 |
| 90, 90 COUPÉ _ all (disc brake) | 811609721D-811609721G | rear LH | 87-91 | 1250/515 | 03.0226 |
| 90, 90 COUPÉ _ all (disc brake) | 811609722C | rear RH | 87-91 | 1205/515 | 03.0227 |
| 90 COUPÉ _ all (disc brake) | 893609721F | rear LH | 89-91 | 1400/1185 | 03.0230 |
| 90 COUPÉ _ all (disc brake) | 893609722F | rear RH | 89-91 | 1360/1150 | 03.0229 |
| 90 QUATTRO _ all | 857609721D | rear LH | - | 1150/530 | 03.0277 |
| 90 QUATTRO _ all | 857609721E | rear RH | - | 1120/500 | 03.0278 |
| 100 | | | | | |
| 100 _ all | 803609721B-803609721C-803609721D | rear | 74-76 | 2340/710 +710 | 03.0208 |
| 100 _ all | 431609721D | rear | 76-82 | 2850/1083 +1083 | 03.0209 |
| 100 _ all (drum brake) | 443609721-443609721K | rear LH-RH | 83- | 1395/790 | 03.0211 |
| 100 _ all (disc brake) | 443609721A | rear LH-RH | 83- | 1435/870 | 03.0212 |
| 100 _ all (disc brake) | 443609721E-443609721G | rear LH-RH | 85- | 1455/890 | 03.0221 |
| 100 _ all (drum brake) | 4A0609721B-4A0609721E | rear LH-RH | 92-94 | 1420/820 | 03.0231 |
| 100 _ all (disc brake) | 4A0609721C-4A0609721F | rear LH-RH | 92-94 | 1475/905 | 03.0232 |
| 100 QUATTRO _ all | 443609721C | rear LH-RH | 85-88 | 1710/1550 | 03.0233 |
| 100 QUATTRO _ all | 441609721A | rear LH-RH | 88-89 | 1675/1515 | 03.0271 |
| 100 QUATTRO _ all | 441609721D | rear LH | 91-94 | 1690/1520 | 03.0240 |
| 100 QUATTRO _ all | 441609722D | rear RH | 91-94 | 1675/1505 | 03.0241 |

BRAKE CABLES

Cavi freno a mano - Handbremsseile - Cables de frein - Mando freno



| application | OE reference | pos | year | length | code |
|---|--|------------|-------|-----------|------------------|
| 200 | | | | | |
| 200 _ all (disc brake) | 437609721 | rear LH | 78-82 | 1565/1170 | 03.0215 |
| 200 _ all (disc brake) | 437609722 | rear RH | 78-82 | 1410/1220 | 03.0216 |
| 200 _ all (disc brake) | 437609721A | rear LH | 82-88 | 1480/1200 | 03.0217 |
| 200 _ all (disc brake) | 437609722A | rear RH | 82-88 | 1485/1220 | 03.0218 |
| 200 _ all (disc brake) | 443609721E-443609721G | rear LH-RH | 88- | 1455/890 | 03.0221 |
| 200 QUATTRO _ all | 443609722 | rear LH-RH | 85-88 | 1700/1540 | 03.0224 |
| 200 QUATTRO _ all | 441609721A | rear LH-RH | 88-89 | 1675/1515 | 03.0271 |
| 200 QUATTRO _ all | 441609721D | rear LH | 91- | 1690/1520 | 03.0240 |
| 200 QUATTRO _ all | 441609722D | rear RH | 91- | 1675/1505 | 03.0241 |
| A1 | | | | | |
| A1 (8X_) _ all PR 1KT/1SA | 6C0609721-6R0609721C-6R0609721K | rear LH-RH | 10- | 1640/1045 | 55.0212.1 |
| A1 (8X_) _ all PR 1KT/1SK | 6C0609721B | rear LH-RH | 10- | 1640/1045 | 47.0219 |
| A1 SPORTBACK (GBA) _ all (drum brake) | 2Q0609721S | rear LH-RH | 18- | 1715/470 | 55.0245.1 |
| A1 SPORTBACK (GBA) _ all (disc brake) | 2Q0609721R | rear LH-RH | 18- | 1765/575 | 55.0243.1 |
| A2 | | | | | |
| A2 _ all ch 8Z3010000 <- | 8Z0609721B-8Z0609721F-8Z0609722G-8Z0609722C | rear LH-RH | 00-03 | 1075/825 | 03.0242 |
| A2 _ all ch 8Z3010001 -> | 8Z0609721C-8Z0609721G | rear LH | 03- | 1055/805 | 03.0265 |
| A2 _ all ch 8Z3010001 -> | 8Z0609721B-8Z0609721F-8Z0609722G-8Z0609722C | rear RH | 03- | 1075/825 | 03.0242 |
| A2 _ all exc. 1.4 TDi (disc brake) ch 8Z4100000 <- | 8Z0609721A-8Z0609722D | rear LH | 00- | 1145/940 | 03.0261 |
| A2 _ all exc. 1.4 TDi (disc brake) ch 8Z4100001 -> | 8Z0609721D | rear LH | 00- | 1130/925 | 03.0263 |
| A2 _ 1.4 TDi (disc brake) | 8Z0609721E | rear LH | 00- | 1120/910 | 03.0262 |
| A2 _ all (disc brake) | 8Z0609721A-8Z0609722D | rear RH | 00- | 1145/940 | 03.0261 |
| A3 | | | | | |
| A3 (8L1) _ all PR 1KK ch 8LX200000 <- | 1J0609721E | rear LH-RH | 96-03 | 1695/1055 | 55.0262 |
| | | | | | |
| A3 (8L1) _ all PR 1KK ch 8LX200001 -> | 1J0609721-1J0609721K-1J0609721AC-1J0609721AD 1J0609721AP-1J0609721AQ-1J0609721T | rear LH-RH | 97-03 | 1690/1065 | 55.0261 |
| A3 (8P1, 8PA) _ all PR 1SK/1X1 | 1K0609721AA-1K0609721AT-1K0609721BB 1K0609721T | rear LH-RH | 03- | 1440/805 | 55.0293 |
| A3 (8P1, 8PA) _ all PR 1SA/1SB/1X0 | 1K0609721BE-1K0609721Q-1K0609721S | rear LH-RH | 03- | 1445/805 | 55.0288 |
| A3 QUATTRO (8L1) _ all PR 1KE/1KF | 1J0609721AR-1J0609721L-1J0609721R | rear LH-RH | 98- | 1720/1090 | 03.0236 |
| A3 CABRIOLET (8P7) _ all PR 4P4 | 1K0609721BF-1K0609721BG | rear LH-RH | 08- | 1430/790 | 03.0272 |

| application | OE reference | pos | year | length | code |
|--|--|------------|-------|-----------|----------------|
| A4 | | | | | |
| A4 (8D2/5) _ all | 8D0609721AA-8D0609721H | rear LH-RH | 95-00 | 1810/1635 | 03.0238 |
| A4 QUATTRO (8D2/5) _ all | 1J0609721AB-8D0609721J | rear LH-RH | 95-99 | 1770/1605 | 03.0270 |
| A4 QUATTRO (8D2/5) _ all | 8D0609721R | rear LH | 99-01 | 1770/1605 | 03.0269 |
| A4 QUATTRO (8D2/5) _ all | 1J0609721AB-8D0609721J | rear RH | 99-01 | 1770/1605 | 03.0270 |
| A4 (8E2/5, 8EC/D, 8H7, 8HE) _ all | 8E0609721AF-8E0609721AG-8E0609721AH 8E0609721AK-8E0609721D-8E0609721F 8E0609721H-8E0609721L-8E0609721N 8E0609721Q-8E0609721AQ | rear LH | 00-09 | 1925/1770 | 03.0253 |
|  | | | | | |
| A4 (8E2/5, 8EC/D, 8H7, 8HE) _ all | 8E0609722AF-8E0609722AG-8E0609722AH 8E0609722AN-8E0609722AP-8E0609722D 8E0609722F-8E0609722H-8E0609722L 8E0609722N-8E0609722Q-8E0609722AQ | rear RH | 00-09 | 2005/1845 | 03.0252 |
|  | | | | | |
| A4 QUATTRO (8E2/5, 8EC/D, 8H7, 8HE) _ all | 8E0609721AD-8E0609721AE-8E0609721G-8E0609721J 8E0609721M-8E0609721P-8E0609721R | rear LH-RH | 00-03 | 1720/1555 | 03.0254 |
| A4 QUATTRO (8E2/5, 8EC/D, 8H7, 8HE) _ all | 8E0609721AJ-8E0609721AL-8E0609721AR 8E0609721AT | rear LH-RH | 03-09 | 1740/1570 | 03.0266 |
| S4 (8E2/5, 8EC/D, 8H7, 8HE) _ all | 8E0609721AC-8E0609721BA | rear LH-RH | 03-08 | 1770/1600 | 03.0260 |
| RS4 (8EC/D, 8H7, 8HE) _ all | 8E0609721BB | rear LH-RH | 05-09 | 1780/1615 | 03.0279 |
| A6 | | | | | |
| A6 (4A2/5) _ all | 4A0609721D | rear LH-RH | 94-97 | 1495/920 | 03.0239 |
| A6 QUATTRO (4A2/5) _ all | 441609721D | rear LH | 94-97 | 1690/1520 | 03.0240 |
| A6 QUATTRO (4A2/5) _ all | 441609722D | rear RH | 94-97 | 1675/1505 | 03.0241 |
| A6 (4B2/5) _ all | 4B0609721AC-4B0609721M-4B0609721R | rear LH | 97-05 | 1960/1705 | 03.0244 |
| A6 (4B2/5) _ all | 4B0609722L-4B0609722N-4B0609722Q | rear RH | 97-05 | 1960/1705 | 03.0243 |
| A6 QUATTRO (4B2/5) _ all | 4B0609721AD-4B0609721N-4B0609721S | rear LH-RH | 97-05 | 1920/1755 | 03.0267 |
| RS6 (4B2/5) _ all | 4B0609721AA | rear LH-RH | 02-05 | 1955/1780 | 03.0281 |
| A8 | | | | | |
| A8, A8 QUATTRO (4D2/8) _ all | 4D0609721H-4D0609721K | rear LH | 94-03 | 1655/1495 | 03.0249 |
| A8, A8 QUATTRO (4D2/8) _ all | 4D0609722H-4D0609722K | rear RH | 94-03 | 1720/1560 | 03.0248 |
| A8 (4D2/8) _ 2.8 | 4D0609721G-4D0609721J | rear LH | 94-96 | 1675/1500 | 03.0246 |
| A8 (4D2/8) _ 2.8 | 4D0609722G-4D0609722J | rear RH | 94-96 | 1700/1545 | 03.0245 |
| A8 QUATTRO (4D2/8) _ all long wheelbase | 4D0609721N | rear LH | 94-03 | 1775/1615 | 03.0276 |
| A8 QUATTRO (4D2/8) _ all long wheelbase | 4D0609722N | rear RH | 94-03 | 1850/1690 | 03.0275 |
| ALLROAD | | | | | |
| ALLROAD, ALLROAD QUATTRO (4BH) _ all | 4B0609721AD-4B0609721N-4B0609721S | rear LH-RH | 97-04 | 1920/1755 | 03.0267 |

BRAKE CABLES

Cavi freno a mano - Handbremsseile - Cables de frein - Mando freno



| application | OE reference | pos | year | length | code |
|-------------|--------------|-----|------|--------|------|
|-------------|--------------|-----|------|--------|------|

CABRIOLET

| | | | | | |
|---------------------------------------|------------|------------|-------|-----------|----------------|
| CABRIOLET (8G7) _ all ch 8BP005366 <- | 895609721A | rear LH-RH | 91-00 | 1425/1200 | 03.0268 |
| CABRIOLET (8G7) _ all ch 8BP005367 -> | 893609721F | rear LH | 91-00 | 1400/1185 | 03.0230 |
| CABRIOLET (8G7) _ all ch 8BP005367 -> | 893609722F | rear RH | 91-00 | 1360/1150 | 03.0229 |

COUPE'

| | | | | | |
|-----------------------------------|------------|------------|-------|-----------|----------------|
| COUPE' (8B) _ all ch 8BP005366 <- | 895609721A | rear LH-RH | 88-96 | 1425/1200 | 03.0268 |
| COUPE' (8B) _ all ch 8BP005367 -> | 893609721F | rear LH | 88-96 | 1400/1185 | 03.0230 |
| COUPE' (8B) _ all ch 8BP005367 -> | 893609722F | rear RH | 88-96 | 1360/1150 | 03.0229 |
| COUPE' QUATTRO (8B) _ all | 893609721E | rear LH | - | 1340/1125 | 03.0251 |
| COUPE' QUATTRO (8B) _ all | 893609722E | rear RH | - | 1305/1095 | 03.0250 |

Q7

| | | | | | |
|----------------|-----------------------|------------|-----|-----------|------------------|
| Q7 (4LB) _ all | 7L0721556-7L0721556B | front | 06- | 1890/1685 | 55.0214.1 |
| Q7 (4LB) _ all | 7L8609721B-7L8609721C | rear LH-RH | 06- | 1910/1790 | 55.0215.1 |

TT

| | | | | | |
|----------------------------------|----------------------------------|------------|-------|-----------|----------------|
| TT (8N3/9) _ all ch 8NY011100 <- | 8N0609721B-8N0609721C | rear LH-RH | 98-06 | 1630/1055 | 03.0257 |
| TT (8N3/9) _ all ch 8NY011101 -> | 8N0609721F | rear LH-RH | 98-06 | 1635/1055 | 03.0255 |
| TT QUATTRO (8N3/9) _ all | 8N0609721E-8N0609721G-8N0609721H | rear LH-RH | 98-06 | 1690/1105 | 03.0256 |
| TT (8J3/9) _ all | 8J0609721E | rear LH | 06- | 1415/780 | 03.0273 |
| TT (8J3/9) _ all | 8J0609722E | rear RH | 06- | 1385/770 | 03.0274 |

BMW

1500-2000

| | | | | | |
|--------------------------------|-------------|------------|-------|----------|----------------|
| 1500-2000 _ 115, 116, 118, 121 | 34411103130 | rear LH-RH | 62-72 | 1705/775 | 05.0200 |
|--------------------------------|-------------|------------|-------|----------|----------------|

2500-3.3

| | | | | | |
|---------------------------|-------------------------|------------|-------|----------|----------------|
| 2.5, 2.8, 3.0 (E3) _ all | 34411118577-34411118582 | rear LH-RH | 68-77 | 1755/945 | 05.0212 |
| 2.5, 3.0 Coupé (E9) _ all | 34411117577-34411118578 | rear LH-RH | 65-76 | 1595/850 | 05.0213 |

SERIE 1

| | | | | | |
|---------------------------|-------------------------------------|------------|-------|----------|----------------|
| SERIE 1 (E81/2/7/8) _ all | 34406760443 | rear LH-RH | 06-13 | 1435/755 | 05.0242 |
| SERIE 1 (F20/1) _ all | 34406792263-34406851830-34406857639 | rear LH-RH | 11- | 1460/775 | 05.0258 |

SERIE 2

| | | | | | |
|----------------------------------|-------------------------------------|------------|-------|----------|----------------|
| SERIE 2 (E6/10) _ 1602-1802-2002 | 34411103128 | rear LH-RH | 66-77 | 1530/485 | 05.0201 |
| SERIE 2 (F22/3, F87) _ all | 34406792263-34406851830-34406857639 | rear LH-RH | 11- | 1460/775 | 05.0258 |

SERIE 3

| | | | | | |
|-----------------------------|-------------|------------|-------|----------|----------------|
| SERIE 3 (E21) _ 316-318-320 | 34411114215 | rear LH-RH | 75-84 | 1635/610 | 05.0202 |
| SERIE 3 (E21) _ 323i | 34411120189 | rear LH-RH | 78-82 | 1615/675 | 05.0203 |


| application | OE reference | pos | year | length | code |
|--|-------------------------------------|------------|-------|-----------|----------------|
| > SERIE 3 | | | | | |
| SERIE 3 (E30) _ all (drum brake) | 34411154401-34411154681-34411160116 | rear LH-RH | 82-92 | 1845/680 | 05.0211 |
| SERIE 3 (E30) _ all (disc brake) | 34411153582-34411158421-34411158423 | rear LH-RH | 82-94 | 1735/630 | 05.0209 |
| SERIE 3 (E36) _ 316-318 (drum brake) | 34411159048 | rear LH-RH | 90-99 | 1760/1085 | 05.0220 |
| SERIE 3 (E36) _ all (disc brake) | 34411160134 | rear LH-RH | 90-99 | 1630/1060 | 05.0221 |
| SERIE 3 COMPACT (E36) _ all (drum brake) | 34411160873 | rear LH-RH | 94-00 | 1745/1065 | 05.0225 |
| SERIE 3 COMPACT (E36) _ all (disc brake) | 34411160874 | rear LH-RH | 94-98 | 1685/1095 | 05.0226 |
| SERIE 3 COMPACT (E36) _ all (disc brake) | 34401166053 | rear LH-RH | 98-00 | 1680/1090 | 05.0245 |
| SERIE 3 (E46) _ all | 34411165021 | rear LH | 98-06 | 1695/1140 | 05.0231 |
| SERIE 3 (E46) _ all | 34411165020 | rear RH | 98-06 | 1700/1140 | 05.0230 |
| SERIE 3 (E90/1/2/3) _ all | 34406760444-34406769368 | rear LH-RH | 04-13 | 1535/745 | 05.0247 |
| SERIE 3 (F30/1/4, F80) _ all SERIE 3 GT (F34) _ 330d w/out tow hook | 34406792268-34406851832-34406857640 | rear LH-RH | 11- | 1585/790 | 05.0259 |
| SERIE 3 GT (F34) _ 318d-320d-325d SERIE 3 GT (F34) _ 330d with tow hook | 34406798577-34406857641 | rear LH-RH | 13- | 1695/790 | 05.0260 |
| SERIE 3 GT (F34) _ 320i-328i-335i w/out tow hook | 34406798577-34406857641 | rear LH-RH | 13- | 1695/790 | 05.0260 |
| SERIE 3 GT (F34) _ 320i-328i-335i with tow hook | 34406851834 | rear LH-RH | 13- | 1695/790 | 05.0261 |

SERIE 4


| | | | | | |
|--------------------------------|-------------------------------------|------------|-----|----------|----------------|
| SERIE 4 (F32/3/6, F82/3) _ all | 34406792268-34406851832-34406857640 | rear LH-RH | 13- | 1585/790 | 05.0259 |
|--------------------------------|-------------------------------------|------------|-----|----------|----------------|

SERIE 5

| | | | | | |
|--|--|------------|-------|-----------|----------------|
| SERIE 5 (E12) _ 518-520 | 34411107962-34411152373 | rear LH-RH | 72-81 | 1700/810 | 05.0204 |
| SERIE 5 (E12) _ 525-528 | 34411118579-34411118583-34411118604 | rear LH-RH | 75-81 | 1725/945 | 05.0205 |
| SERIE 5 (E28) _ all (drum brake) | 34411150896 | rear LH-RH | 81-87 | 1865/780 | 05.0206 |
| SERIE 5 (E28) _ all (disc brake) | 34411150784-34411156356 | rear LH-RH | 81-87 | 1715/685 | 05.0207 |
| SERIE 5 (E34) _ all (drum brake) | 34401154437 | rear LH-RH | 89-95 | 1920/690 | 05.0222 |
| SERIE 5 (E34) _ all (disc brake) | 34411156436-34411162005 | rear LH-RH | 87-95 | 1755/610 | 05.0223 |
| SERIE 5 (E39) _ all | 34411162998 | rear LH | 95-99 | 1930/1170 | 05.0228 |
| SERIE 5 (E39) _ all | 34401166234-34401166021 | rear LH | 99-03 | 1925/1170 | 05.0237 |
| SERIE 5 (E39) _ all | 34411162999 | rear RH | 95-99 | 1880/1120 | 05.0229 |
| SERIE 5 (E39) _ all | 34401166237-34401166020 | rear RH | 99-03 | 1875/1120 | 05.0238 |
| SERIE 5 (E60/1) _ all | 34406761097-34406761098-34406770602 34406770603 | rear LH-RH | 03- | 1680/1170 | 05.0249 |
| SERIE 5 GT (F07) _ all (electric park cable) | 34436785428 | rear LH | 09- | 930/700 | 05.0263 |



| | | | | | |
|--|-------------|---------|-----|---------|----------------|
| SERIE 5 GT (F07) _ all (electric park cable) | 34436785429 | rear RH | 09- | 850/695 | 05.0262 |
|--|-------------|---------|-----|---------|----------------|



BRAKE CABLES

Cavi freno a mano - Handbremsseile - Cables de frein - Mando freno



| application | OE reference | pos | year | length | code |
|-------------|--------------|-----|------|--------|------|
|-------------|--------------|-----|------|--------|------|

SERIE 6


| | | | | | |
|---------------------------------|-------------------------------------|------------|-------|----------|----------------|
| SERIE 6 (E24) _ 628-630-633-635 | 34411118579-34411118583-34411118604 | rear LH-RH | 75-81 | 1725/945 | 05.0205 |
| SERIE 6 (E24) _ 628-630-633-635 | 34411150784-34411156356 | rear LH-RH | 81-89 | 1715/685 | 05.0207 |

SERIE 7

| | | | | | |
|---|-------------------------------------|------------|-------|----------|----------------|
| SERIE 7 (E23) _ 728-733-745 | 34411118581-34411120725-34411121864 | rear LH-RH | 78-81 | 1800/865 | 05.0208 |
| SERIE 7 (E23) _ 728-733-735-745 | 34411150990 | rear LH-RH | 81-82 | 1820/655 | 05.0215 |
| SERIE 7 (E23) _ 728-733-735 NO ABS | 34411152690 | rear LH-RH | 82-86 | 1790/620 | 05.0224 |
| SERIE 7 (E23) _ 728-733-735-745 ABS | 34411152685-34411152689-34411154106 | rear LH-RH | 82-86 | 1695/655 | 05.0210 |
| SERIE 7 (E32) _ 730i-735i-740i-750i | 34411154244 | rear LH-RH | 86-94 | 1855/635 | 05.0216 |
| SERIE 7 (E32) _ 730iL-735iL-740iL-750iL | 34411156326 | rear LH-RH | 86-94 | 1965/635 | 05.0217 |
| SERIE 7 (E38) _ all | 35511161473 | rear LH | 94-01 | 1265/995 | 05.0232 |
| SERIE 7 (E38) _ all | 35511161474 | rear RH | 94-01 | 1120/570 | 05.0227 |
| SERIE 7 (E65/6/7) _ all | 34401165910-34406767824-34436780016 | rear LH | 01-09 | 775/635 | 05.0274 |
| SERIE 7 (E65/6/7) _ all | 34401165911-34406767825-34436780017 | rear RH | 01-09 | 775/635 | 05.0273 |
| SERIE 7 (F01/2/3/4) _ all (electric park cable) | 34436785427-34436797371-34436865019 | rear LH | 08- | 1000/775 | 05.0265 |



| | | | | | |
|---|-------------------------------------|---------|-----|---------|----------------|
| SERIE 7 (F01/2/3/4) _ all (electric park cable) | 34436785430-34436797372-34436865020 | rear RH | 08- | 900/745 | 05.0264 |
|---|-------------------------------------|---------|-----|---------|----------------|



X1

| | | | | | |
|----------------|-------------------------|------------|-----|----------|----------------|
| X1 (E84) _ all | 34406769367-34406857642 | rear LH-RH | 09- | 1560/770 | 05.0257 |
|----------------|-------------------------|------------|-----|----------|----------------|

X3

| | | | | | |
|----------------|-------------|---------|-------|-----------|----------------|
| X3 (E83) _ all | 34403400795 | rear LH | 03-11 | 1610/1215 | 05.0243 |
| X3 (E83) _ all | 34403400796 | rear RH | 03-11 | 1635/1230 | 05.0244 |

X5

| | | | | | |
|--|-------------------------|------------|-------|-----------|----------------|
| X5 (E53) _ all | 34411165699-34416751843 | rear LH-RH | 00-07 | 1940/1160 | 05.0235 |
| X5 (E70) _ all (electric park cable) | 34436772103 | rear LH | 06- | 965/715 | 05.0266 |
| X5 (F15, F85) _ all (electric park cable) | 34436857852-34436870191 | rear LH | 13- | 970/710 | 05.0268 |
| X5 (E70, F15, F85) _ all (electric park cable) | 34436772104-34436870192 | rear RH | 06- | 905/710 | 05.0267 |

X6

| | | | | | |
|--|-------------------------|---------|-----|---------|----------------|
| X6 (E71/2) _ all (electric park cable) | 34436772103 | rear LH | 06- | 965/715 | 05.0266 |
| X6 (F16, F86) _ all (electric park cable) | 34436857852-34436870191 | rear LH | 13- | 970/710 | 05.0268 |
| X6 (E71/2, F16, F86) _ all (electric park cable) | 34436772104-34436870192 | rear RH | 06- | 905/710 | 05.0267 |

| application | OE reference | pos | year | length | code |
|-------------|--------------|-----|------|--------|------|
|-------------|--------------|-----|------|--------|------|

Z3

| | | | | | |
|----------------------|-------------------------|------------|-------|----------|----------------|
| Z3 (E36) _ all 4cyl. | 34411163084-34401166054 | rear LH-RH | 95-03 | 1255/910 | 05.0233 |
| Z3 (E36) _ all 6cyl. | 34411163276-34401166055 | rear LH-RH | 97-03 | 1285/950 | 05.0234 |

Z4

| | | | | | |
|-------------------------|--|------------|-------|----------|----------------|
| Z4 ROADSTER (E85) _ all | 34406780959-34416757547-34416776412 34416785397 | rear LH-RH | 03-09 | 1090/885 | 05.0250 |
|-------------------------|--|------------|-------|----------|----------------|

CHEVROLET - DAEWOO
AVEO / KALOS

| | | | | | |
|-------------------------|-------------------------------------|------------|-----|-------------------------|----------------|
| AVEO / KALOS _ all | 96534871 | rear LH | 03- | 1395/1200 | 06.0205 |
| AVEO / KALOS _ all | 96534870 | rear RH | 03- | 1385/1190 | 06.0206 |
| AVEO _ all (drum brake) | 95186997-95301023-95406960-95930035 | rear LH-RH | 11- | 1385/1215 +1385/1215 | 06.0233 |

CAPTIVA

| | | | | | |
|---------------|-----------------------------------|---------|-----|-----------|------------------|
| CAPTIVA _ all | 96625953-96879436-4804783-4817774 | rear LH | 06- | 1430/1255 | 33.0260.1 |
| CAPTIVA _ all | 96625954-96879437-4804784-4817775 | rear RH | 06- | 1455/1280 | 33.0259.1 |

CRUZE

| | | | | | |
|--------------------------|-------------------|------------|-----|-----------|----------------|
| CRUZE _ all (drum brake) | 13309422-13328133 | rear LH-RH | 09- | 1460/1340 | 06.0228 |
| CRUZE _ all (drum brake) | 13304906 | rear LH-RH | 11- | 205 | 06.0231 |



| | | | | | |
|-----------------------------------|----------|------------|-----|-----------|----------------|
| CRUZE _ 2.0 CDi (drum brake rear) | 13352978 | rear LH-RH | 11- | 1470/1355 | 06.0232 |
|-----------------------------------|----------|------------|-----|-----------|----------------|



| | | | | | |
|-------------------------------------|----------------------------|------------|-----|-----------|------------------|
| CRUZE _ all exc. 1.7 D (disc brake) | 13309421-13328132-522063 | rear LH-RH | 09- | 1805/1680 | 33.0247.1 |
| CRUZE _ 1.7 D (disc brake) | 13350099-13368691-13409692 | rear LH | 12- | 1805/1685 | 06.0230 |
| CRUZE _ 1.7 D (disc brake) | 13350100-13368692-13409693 | rear RH | 12- | 1805/1685 | 06.0229 |

LACETTI

| | | | | | |
|---------------|-------------------------------------|---------|-----|-----------|----------------|
| LACETTI _ all | 96418134-96435117-96549800-96808379 | rear LH | 02- | 1615/1360 | 06.0227 |
| LACETTI _ all | 96418136-96435119-96549802-96808380 | rear RH | 02- | 1565/1315 | 06.0226 |

LANOS

| | | | | | |
|-------------|-------------------|---------|-----|-----------|----------------|
| LANOS _ all | 96232674 | front | 97- | 365 | 06.0204 |
| LANOS _ all | 96230545 | rear LH | 97- | 1650/1410 | 06.0203 |
| LANOS _ all | 96230546-96245829 | rear RH | 97- | 1580/1340 | 06.0202 |

BRAKE CABLES

Cavi freno a mano - Handbremsseile - Cables de frein - Mando freno



| application | OE reference | pos | year | length | code |
|---------------------------|--|---------|-------|-------------------------|------------------|
| LEGANZA | | | | | |
| LEGANZA _ all | 96246681-96336081 | rear LH | 97-04 | 1745/1535 | 06.0218 |
| LEGANZA _ all | 96246680-96336080 | rear RH | 97-04 | 1745/1535 | 06.0219 |
| MATIZ | | | | | |
| MATIZ (I) _ all | 96316682-96518596 | rear | 98-04 | 2825/1215 +1215 | 06.0201 |
| MATIZ (II) _ all | 96482028-96666925 | rear | 05-11 | 3015/1285 +1285 | 06.0222 |
| NUBIRA | | | | | |
| NUBIRA _ all (drum brake) | 96243462 | rear LH | 97-03 | 1650/1455 | 06.0207 |
| NUBIRA _ all (drum brake) | 96243463 | rear RH | 97-03 | 1635/1435 | 06.0208 |
| NUBIRA _ all (disc brake) | 96243464-96392000-96447013 | rear LH | 97-03 | 1595/1440 | 06.0209 |
| NUBIRA _ all (disc brake) | 96243465-96392001-96447014 | rear RH | 97-03 | 1570/1420 | 06.0210 |
| NUBIRA _ all | 96418134-96435117-96549800-96808379 | rear LH | 03- | 1615/1360 | 06.0227 |
| NUBIRA _ all | 96418136-96435119-96549802-96808380 | rear RH | 03- | 1565/1315 | 06.0226 |
| ORLANDO | | | | | |
| ORLANDO _ 1.8 LPG, 2.0 D | 13356780 | rear LH | 11- | 1875/1745 | 06.0220 |
| ORLANDO _ 1.8 LPG, 2.0 D | 13356781 | rear RH | 11- | 1870/1745 | 06.0221 |
| SPARK | | | | | |
| SPARK _ all | 96316682-96518596 | rear | 00- | 2825/1215 +1215 | 06.0201 |
| SPARK _ 0.8 | 96482028-96666925 | rear | 05-10 | 3015/1285 +1285 | 06.0222 |
| SPARK _ 1.0, 1.2 | 95227771-95930043-95999253-96683000 | rear LH | 10- | 1400/1210 | 06.0224 |
| SPARK _ 1.0, 1.2 | 95032308-95227772-95930044-95966825-95999252 | rear RH | 10- | 1455/1255 | 06.0223 |
| TACUMA | | | | | |
| TACUMA _ all | 96280245 | rear | 00- | 1555/1290 +1545/1275 | 06.0211 |
| TICO | | | | | |
| TICO _ all | 54410A85511000 | rear | 95-00 | 3065/1365 +1310 | 06.0200 |
| TRAX | | | | | |
| TRAX _ all | 94539557-95104346-95131023-95392214-95297014 42334105-42472906-522128-522140-522165 | rear | 12- | 1915/1775 +1880/1740 | 33.0266.1 |

| application | OE reference | pos | year | length | code |
|-------------|--------------|-----|------|--------|------|
|-------------|--------------|-----|------|--------|------|

CHRYSLER

300 C

| | | | | | |
|------------------------------|--|------------|-----|-----------|----------------|
| 300 C _ all | 4779239AD-4779239AE-4779239AF-4779239AG 4779239AH-4779320AB-4779320AC-4779320AD | front | 04- | 3125/3025 | 09.0273 |
| 300 C _ all | 4779592AA-4779592AC-4779592AD-4779592AE K04779592AB-K04779592AC-K04779592AD | rear LH-RH | 04- | 710/565 | 09.0251 |
| 300 C _ all (mechanic brake) | 4779589AE-4779589AF-K04779589AE-K04779589AF | front | 11- | 3145/3015 | 19.0248 |
| 300 C _ all (mechanic brake) | 68066189AC-68066189AD-K68066189AB K68066189AC-K68066189AD | rear LH | 11- | 750/610 | 19.0250 |
| 300 C _ all (mechanic brake) | 4779592AA-4779592AC-4779592AD-4779592AE K04779592AB-K04779592AC-K04779592AD | rear RH | 11- | 710/565 | 09.0251 |

NEON

| | | | | | |
|-------------------------|---------|------------|-------|-----------|----------------|
| NEON _ all (drum brake) | 5273636 | rear LH-RH | 94-00 | 1700/1505 | 09.0204 |
| NEON _ all (disc brake) | 4509633 | rear LH-RH | 94-00 | 1715/1500 | 09.0205 |

VOYAGER

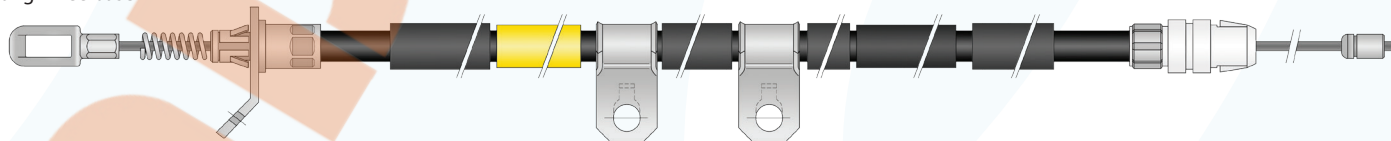
| | | | | | |
|--|-------------------------------|-------|-------|-----------|----------------|
| VOYAGER (III)(IV) _ all GRAND VOYAGER (III)(IV) _ all | 4683285-4683285AC-4683285AD | front | 95-08 | 1515/900 | 09.0258 |
| GRAND VOYAGER (IV) _ all | 4721310AC-4721310AD-4721310AE | front | 05-08 | 1930/1670 | 09.0263 |



| | | | | | |
|--|---|---------|-------|-----------|----------------|
| VOYAGER (IV) _ all GRAND VOYAGER (IV) _ all | 4683286AC-4683286AD-4683286AE-4683286AF | interm | 00-08 | 1395/1215 | 09.0206 |
| VOYAGER (IV) _ all GRAND VOYAGER (IV) _ all | 4721027AG-4721027AJ-4721027AK-4721027AL | rear LH | 00-04 | 1690/840 | 09.0256 |
| VOYAGER (IV) _ all GRAND VOYAGER (IV) _ all | 4721026AF-4721026AG-4721026AH-4721026AK | rear RH | 00-04 | 1300/685 | 09.0257 |
| VOYAGER (IV) _ all short wheelbase | 4721029AJ-4721029AK-4721029AL | rear LH | 05-08 | 1540/890 | 09.0262 |
| VOYAGER (IV) _ all short wheelbase | 4721028AG-4721028AI-4721028AJ | rear RH | 05-08 | 1145/740 | 09.0260 |



| | | | | | |
|--|---|---------|-------|-----------|----------------|
| GRAND VOYAGER (IV) _ all long wheelbase | 4721311AD-4721311AE-4721311AF | rear LH | 05-08 | 1355/1050 | 09.0261 |
| GRAND VOYAGER (IV) _ all long wheelbase | 4721312AC-4721312AD-4721312AE-4721312AF | rear RH | 05-08 | 2680/2380 | 09.0259 |



BRAKE CABLES

Cavi freno a mano - Handbremsseile - Cables de frein - Mando freno



| application | OE reference | pos | year | length | code |
|--------------------------|--|------------|-------|------------------|------------------|
| CITROEN | | | | | |
| 2 CV | | | | | |
| 2CV _ all | AZ4541F-AZ4541D | LH-RH | 66- | 395/160 | 07.0200 |
| 2CV _ all | 75491847 | LH | 77-80 | 720/565 | 07.0202 |
| 2CV _ all | 75492021 | LH | 81- | 660/515 | 07.0204 |
| 2CV _ all | 75491848-75491850 | RH | 77- | 540/400 | 07.0203 |
| AMI | | | | | |
| AMI 6-8 | AM4541B | LH-RH | 63-72 | 1280/380 +515 | 07.0205 |
| AMI 8 | 5429787 | LH | 72- | 535/380 | 07.0206 |
| AMI 8 | 5429788 | RH | 72- | 670/315 | 07.0207 |
| AMI 10 SUPER | 5426164 | LH | 73- | 535/370 | 07.0208 |
| AMI 10 SUPER | 4230001-4230002-5426165 | RH | 73- | 775/600 | 07.0214 |
| AX | | | | | |
| AX _ all exc. 4WD | 75604194-95604194 | rear LH-RH | 86- | 1395/1180 | 07.0222 |
| AX _ all 4WD | 96044362 | rear LH-RH | 91- | 1415/1175 | 07.0237 |
| AXEL | | | | | |
| AXEL _ all | 75493395-95493395 | rear LH-RH | 81- | 1210/990 | 07.0223 |
| BX | | | | | |
| BX _ all | 4745L2-95496106-95611505 | rear LH-RH | 82- | 1640/1470 | 07.0219 |
| C-CROSSER | | | | | |
| C-CROSSER _ all exc. 2.0 | 474632-4820A103 | rear LH | 07- | 1625/1425 | 07.0205.1 |
| C-CROSSER _ all exc. 2.0 | 474633-4820A104 | rear RH | 07- | 1645/1435 | 07.0206.1 |
| C-CROSSER _ 2.0 | 1606293880-4820A025 | rear LH | 10- | 1645/1430 | 24.0258 |
| C-CROSSER _ 2.0 exc. 4WD | 1606293980-4820A026 | rear RH | 10- | 1625/1415 | 24.0257 |
| C-CROSSER _ 2.0 4WD | 1606294080-4820A038 | rear RH | 10- | 1635/1420 | 24.0259 |
| C1 | | | | | |
| C1 (I) _ all | 4745Y3-464300H010 | rear LH | 05-14 | 1485/1245 | 07.0281 |
| C1 (I) _ all | 4745Y2-464200H010 | rear RH | 05-14 | 1475/1235 | 07.0282 |
| C1 (II) _ all | B000763880-B001018580-464300H021 | rear LH | 14- | 1470/1250 | 07.0208.1 |
| C1 (II) _ all | B000763780-B001018480-464200H021 | rear RH | 14- | 1460/1240 | 07.0209.1 |
| C2 | | | | | |
| C2 _ all (drum brake) | 4745W3-474615-9680318880-9648084880 | rear LH-RH | 03- | 1610/800 | 07.0276 |
| C2 _ all (disc brake) | 4745W4-474616-4750W4-9639346180-9680318780 | rear LH-RH | 03- | 1700/935 | 07.0277 |

| application | OE reference | pos | year | length | code |
|--|------------------------------|------------|------|-----------|------------------|
| C3 | | | | | |
| C3 (I) _ all (drum brake) ch 10425 <- | 4745V0-9643240880 | rear LH-RH | 02- | 1720/870 | 07.0266 |
| C3 (I) _ all (drum brake) ch 10426 -> | 4745Y9-474613-9680318380 | rear LH-RH | 02- | 1695/870 | 07.0289 |
| C3 (I) _ all (disc brake) ch 10425 <- | 4745V1 | rear LH-RH | 02- | 1810/1005 | 07.0267 |
| C3 (I) _ all (disc brake) ch 10426 -> | 4745Z0-474614-9680318480 | rear LH-RH | 02- | 1785/1005 | 07.0288 |
| C3 (II) _ all exc. EP3C mod (drum brake) | 474658-9671815380 | rear LH-RH | 09- | 1705/880 | 07.0298 |
| C3 (II) _ all EP3C mod (drum brake) | 474659-9671814180 | rear LH-RH | 09- | 1705/880 | 07.0297 |
| C3 (II) _ all (disc brake) | 474660-9671815180 | rear LH-RH | 09- | 1805/1025 | 07.0296 |
| C3 (III) _ all (drum brake) | 9671813380 | rear LH-RH | 16- | 1790/915 | 35.0235.1 |
| C3 (III) _ all (disc brake) | 474651-9684567680-9802570580 | rear LH-RH | 16- | 1910/1105 | 35.0229.1 |

C3 AIRCROSS

| | | | | | |
|---|------------|------------|-----|-----------|------------------|
| C3 AIRCROSS _ 1.2 Puretech, 1.6 BlueHDi | 9812913880 | rear LH-RH | 17- | 1935/1105 | 07.0217.1 |
|---|------------|------------|-----|-----------|------------------|


C3 PICASSO

| | | | | | |
|------------------------------------|-------------------|------------|-----|-----------|----------------|
| C3 PICASSO (II) _ all (disc brake) | 474654-9687063780 | rear LH-RH | 09- | 1910/1110 | 07.0299 |
|------------------------------------|-------------------|------------|-----|-----------|----------------|

C4

| | | | | | |
|--------------|--------------------------|------------|-----|-----------|------------------|
| C4 (I) _ all | 474620-4745T3-9636664680 | rear LH-RH | 04- | 2035/1190 | 35.0208.1 |
|--------------|--------------------------|------------|-----|-----------|------------------|



| | | | | | |
|--|-----------------------------|------------|-----|-----------|------------------|
| C4 (II) _ all (electric park cable) | 474676 | front | 09- | 885/680 | 07.0210.1 |
| C4 (II) _ all exc. 2.0 HDi (manual park cable) | 474631-9659391180 | rear LH-RH | 09- | 2035/1190 | 35.0228.1 |
| C4 (II) _ 2.0 HDi (manual park cable) | 474667-9688480980 | rear LH-RH | 09- | 2070/1205 | 07.0201.1 |
| C4 (II) _ all (electric park cable) | 474656-474657-474670-474677 | rear LH-RH | 09- | 830/665 | 35.0234.1 |

C4 AIRCROSS

| | | | | | |
|--|------------------------------|---------|---------|-----------|------------------|
| C4 AIRCROSS _ all ch 13114 <- | 1606293880-4820A025 | rear LH | 4-10/12 | 1645/1430 | 24.0258 |
| C4 AIRCROSS _ all exc. 4WD ch 13114 <- | 1606293980-4820A026 | rear RH | 4-10/12 | 1625/1415 | 24.0257 |
| C4 AIRCROSS _ all 4WD ch 13114 <- | 1606294080-4820A038 | rear RH | 4-10/12 | 1635/1420 | 24.0259 |
| C4 AIRCROSS _ all ch 13115-> | 1609905180-4820A371-4820A415 | rear LH | 10/12- | 1810/1635 | 07.0212.1 |
| C4 AIRCROSS _ all exc. 4WD ch 13115-> | 1609905380-4820A372-4820A416 | rear RH | 10/12- | 1780/1605 | 07.0211.1 |
| C4 AIRCROSS _ all 4WD ch 13115-> | 1609905480-4820A374 | rear RH | 10/12- | 1785/1610 | 07.0213.1 |

C4 CACTUS

| | | | | | |
|------------------------------|------------|------------|-----|-----------|------------------|
| C4 CACTUS _ all (drum brake) | 9808268580 | rear LH-RH | 14- | 1850/955 | 07.0214.1 |
| C4 CACTUS _ all (disc brake) | 9677689280 | rear LH-RH | 14- | 1945/1090 | 07.0215.1 |

BRAKE CABLES

Cavi freno a mano - Handbremsseile - Cables de frein - Mando freno



| application | OE reference | pos | year | length | code |
|--|--|------------|-------|-----------|------------------|
| C4 PICASSO | | | | | |
| C4 PICASSO (I), C4 GRAND PICASSO (I) _ all | 474621 | front | 06- | 1850/1685 | 07.0216.1 |
| C4 PICASSO (I), C4 GRAND PICASSO (I) _ all | 4745Z7-474634-9676746080-9683025580 | rear LH | 06- | 930/750 | 07.0291 |
| C4 PICASSO (I), C4 GRAND PICASSO (I) _ all | 4745Z8-474635-9676744080-9683025380 | rear RH | 06- | 960/770 | 07.0292 |
| C5 | | | | | |
| C5 (I)(II) _ all | 4745R5-9640271280 | rear LH-RH | 00-08 | 1840/475 | 07.0271 |
| | | | | | |
| C5 (III) _ all | 474641-9682684580 | rear LH-RH | 08- | 2270/1440 | 07.0202.1 |
| C8 | | | | | |
| C8 _ all LONGITUDINAL | 4745E9-4745T5-1400813180-1472957080-1487276080 | front | 02- | 500/255 | 11.0222.1 |
| C8 _ all LONGITUDINAL | 474622-1400813580 | front | 05- | 500/310 | 11.0217.2 |
| C8 _ all TRANSVERSE short wheelbase | 474607-474623-474652-1400950680 1401215380-1401441780 | front | 06- | 1765/1610 | 11.0279.2 |
| C8 _ all long wheelbase ch 10284 <- | 4745T6-1487274080 | rear LH | 02-05 | 1070/840 | 11.0264.1 |
| C8 _ all long wheelbase ch 10284 <- | 4745T7-4745T8-1487275080-1487647080 | rear RH | 02-05 | 2360/2220 | 11.0263.1 |
| C8 _ all long wheelbase ch 10285 -> | 4745Y8-474619-1400310380-1400702180 | rear LH | 05- | 1040/840 | 11.0206.2 |
| C8 _ all long wheelbase ch 10285 -> | 4745Y6-4745Y7-1400310180-1400310280 | rear RH | 05- | 2310/2150 | 11.0205.2 |
| C8 _ all short wheelbase | 474609-1400204180-9809533380 | rear LH-RH | 02- | 1255/1115 | 11.0249.2 |
| CX | | | | | |
| CX _ all | 5490304-95492972 | rear LH | 74- | 1200/1010 | 07.0217 |
| CX _ all | 5490303-95492971 | rear RH | 74- | 1400/1220 | 07.0218 |
| DS3 | | | | | |
| DS3 _ all exc. EP3/6 mod (drum brake) | 474659-9671814180 | rear LH-RH | 09- | 1705/880 | 07.0297 |
| DS3 _ all EP3/6 mod (drum brake) | 474659-9671814180 | rear LH-RH | 09- | 1705/880 | 07.0298 |
| DS3 _ all (disc brake) | 474660-9671815180 | rear LH-RH | 09- | 1805/1025 | 07.0296 |
| DS4 | | | | | |
| DS4 _ all (electric park cable) | 474676 | front | 11- | 885/680 | 07.0210.1 |
| DS4 _ all exc. 2.0 HDi (manual park cable) | 474631-9659391180 | rear LH-RH | 11- | 2035/1190 | 35.0228.1 |
| DS4 _ 2.0 HDi (manual park cable) | 474667-9688480980 | rear LH-RH | 11- | 2070/1205 | 07.0201.1 |
| DS4 _ all (electric park cable) | 474656-474657-474670-474677 | rear LH-RH | 11- | 830/665 | 35.0234.1 |
| DS5 | | | | | |
| DS5 _ all (electric park cable) | 1606279880 | front | 11- | 1810/1645 | 07.0218.1 |
| DS5 _ all (electric park cable) | 474664-474679-9672955480-9675503880 | rear LH | 11- | 935/765 | 35.0232.1 |
| DS5 _ all (electric park cable) | 474665-474678-9675501780-9672955380 | rear RH | 11- | 970/785 | 35.0233.1 |
| DS5 _ all HYBRID (electric park cable) | 9801566780 | rear LH-RH | 11- | 960/775 | 07.0207.1 |

| application | OE reference | pos | year | length | code |
|-----------------------------------|---|------------|-------|-----------|------------------|
| DYANE / MEHARI | | | | | |
| DYANE / MEHARI _ all | AZ4541F-AZ4541D | LH-RH | 66- | 395/160 | 07.0200 |
| DYANE / MEHARI _ all | 75491847 | LH | 77-80 | 720/565 | 07.0202 |
| DYANE / MEHARI _ all | 75492021 | LH | 81- | 660/515 | 07.0204 |
| DYANE / MEHARI _ all | 75491848-75491850 | RH | 77- | 540/400 | 07.0203 |
| EVASION | | | | | |
| EVASION _ all | 4745E9-4745T5-1400813180-1472957080-1487276080 | front | 94- | 500/255 | 11.0222.1 |
| EVASION _ all (drum brake) | 4745F2-1473322080-1475986080 | rear LH | 94- | 1065/770 | 11.0210.1 |
| EVASION _ all (drum brake) | 4745F3-1473321080 | rear RH | 94- | 2285/2065 | 11.0209.1 |
| EVASION _ all (disc brake) | 4745F4-1472959080 | rear LH | 94- | 1255/1065 | 11.0224.1 |
| EVASION _ all (disc brake) | 4745F5-1472958080 | rear RH | 94- | 2205/2080 | 11.0223.1 |
| GS / GSA | | | | | |
| GS / GSA _ all | 4225401-4225402 | rear LH | 71- | 755/575 | 07.0213 |
| GS / GSA _ all | 4230001-4230002-5426165 | rear RH | 71- | 775/600 | 07.0214 |
| LN / LNA | | | | | |
| LN / LNA _ all | 474540-7910015915-7910015917 | rear LH-RH | 76-81 | 1240/685 | 07.0210 |
| LN / LNA _ all | 75495614-95495612-95495614-95495615 | rear LH-RH | 82- | 1245/700 | 07.0211 |
| SAXO | | | | | |
| SAXO _ all (drum brake) | 4745H7-4745J1-4745T4-96209110 | rear LH-RH | 96- | 1440/1125 | 07.0238 |
| SAXO _ all (disc brake) | 4745H8-96263856 | rear LH-RH | 96- | 1505/1235 | 07.0239 |
| VISA | | | | | |
| VISA _ all | 474539-474541-474551-7910033436-7910033437 7910033438-95493550-95493551-95493552 | rear LH-RH | 80- | 1420/805 | 07.0212 |
| XANTIA | | | | | |
| XANTIA _ all exc. 3.0, TURBO, HDi | 4745G5-96121653 | rear LH | 93- | 1260/1165 | 07.0235 |
| XANTIA _ 3.0, TURBO, HDi | 4745H5 | rear LH | 93- | 1330/1165 | 07.0264 |
| XANTIA _ all exc. 3.0 | 4745G6-4745J5-96121652 | rear RH | 93- | 1335/1235 | 07.0236 |
| XANTIA _ 3.0 | 4745J4 | rear RH | 93- | 1365/1265 | 07.0269 |
| XM | | | | | |
| XM _ all | 96012379 | front | 89- | 1400/1110 | 07.0232 |
| XM _ all exc. 24v | 96026875 | rear LH | 89- | 1030/935 | 07.0234 |
| XM _ all exc. 24v | 96026873 | rear RH | 89- | 1230/1135 | 07.0233 |
| XM _ all 24v | 96092671-96092761 | rear LH | 90- | 1025/935 | 07.0249 |
| XM _ all 24v | 96068340 | rear RH | 90- | 1390/1300 | 07.0248 |

BRAKE CABLES

Cavi freno a mano - Handbremsseile - Cables de frein - Mando freno



| application | OE reference | pos | year | length | code |
|--|-------------------|------------|-------|-------------------------|------------------|
| XSARA | | | | | |
| XSARA (N0/1) _ all (drum brake) | 4745J8 | rear LH | 97- | 1590/1280 | 07.0253 |
| XSARA (N0/1) _ all (drum brake) | 4745J9 | rear RH | 97- | 1510/1185 | 07.0252 |
| XSARA (N2) _ all (drum brake) | 4745K2 | rear LH | 97- | 1610/1260 | 07.0255 |
| XSARA (N2) _ all (drum brake) | 4745K3 | rear RH | 97- | 1520/1170 | 07.0254 |
| XSARA (N0/1/2) _ all (disc brake) | 4745K0 | rear LH | 97- | 1635/1365 | 07.0257 |
| XSARA (N0/1/2) _ all (disc brake) | 4745K1 | rear RH | 97- | 1545/1275 | 07.0256 |
| XSARA PICASSO (N68) _ all (drum brake) | 4745P5-9633826680 | rear LH | 99-02 | 1770/1500 | 07.0273 |
| XSARA PICASSO (N68) _ all (drum brake) | 4745P6-9633826780 | rear RH | 99-02 | 1865/1590 | 07.0274 |
| XSARA PICASSO (N68) _ all (drum brake) | 474638-9664440680 | rear LH | 02- | 1775/1500 | 07.0203.1 |
| XSARA PICASSO (N68) _ all (drum brake) | 474639-9664440780 | rear RH | 02- | 1865/1590 | 07.0204.1 |
| XSARA PICASSO (N68) _ all (disc brake) | 4745W0-9643731880 | rear LH | 00-05 | 1855/1645 | 07.0278 |
| XSARA PICASSO (N68) _ all (disc brake) | 4745W1-9643731980 | rear RH | 00-05 | 1945/1735 | 07.0279 |
| XSARA PICASSO (N68) _ all (disc brake) | 4745Z5-9659013080 | rear LH | 05- | 1860/1645 | 07.0293 |
| XSARA PICASSO (N68) _ all (disc brake) | 4745Z6-9659014080 | rear RH | 05- | 1950/1735 | 07.0294 |
| ZX | | | | | |
| ZX _ all (drum brake) ch 7244 <- | 4745F8-96032565 | rear LH | 91-96 | 1590/1260 | 07.0229 |
| ZX _ all (drum brake) ch 7244 <- | 4745G1-96032564 | rear RH | 91-96 | 1500/1170 | 07.0228 |
| ZX _ all (drum brake) ch 7245 -> | 4745K4-9628847080 | rear LH | 96- | 1580/1260 | 07.0259 |
| ZX _ all (drum brake) ch 7245 -> | 4745K5-9628846980 | rear RH | 96- | 1490/1170 | 07.0258 |
| ZX BREAK _ all ABS (drum brake) ch 7330 <- | 4745F7-9614573980 | rear LH | 91-96 | 1620/1260 | 07.0240 |
| ZX BREAK _ all ABS (drum brake) ch 7330 <- | 4745G0-9614574080 | rear RH | 91-96 | 1530/1175 | 07.0241 |
| ZX BREAK _ all ABS (drum brake) 2 pc. KIT | 4745E8 | rear LH-RH | 91-96 | 1620/1260 +1530/1175 | 07.0295 |
| ZX BREAK _ all ABS (drum brake) ch 7331 -> | 4745K8-9628847380 | rear LH | 96- | 1610/1260 | 07.0262 |
| ZX BREAK _ all ABS (drum brake) ch 7331 -> | 4745K9-9628847480 | rear RH | 96- | 1520/1170 | 07.0263 |
| ZX _ all (disc brake) ch 7330 <- | 4745F6-96032560 | rear LH | 91-96 | 1635/1340 | 07.0230 |
| ZX _ all (disc brake) ch 7330 <- | 4745F9-96032561 | rear RH | 91-96 | 1555/1270 | 07.0231 |
| ZX _ all (disc brake) ch 7331 -> | 4745K6-9628847180 | rear LH | 96- | 1605/1340 | 07.0261 |
| ZX _ all (disc brake) ch 7331 -> | 4745K7-9628847280 | rear RH | 96- | 1530/1270 | 07.0260 |

| application | OE reference | pos | year | length | code |
|-------------|--------------|-----|------|--------|------|
|-------------|--------------|-----|------|--------|------|

CITROEN commercial vehicles
BERLINGO

| | | | | | |
|---------------------------------|------------------------|---------|-------|-----------|----------------|
| BERLINGO (I) _ all (drum brake) | 4745J0-4745X8-96222503 | rear LH | 96-11 | 1745/1405 | 07.0250 |
|---------------------------------|------------------------|---------|-------|-----------|----------------|



| | | | | | |
|---|-----------------|---------|-------|-----------|----------------|
| BERLINGO (I) _ all (drum brake) ch 08393 <- | 4745J3-96277119 | rear RH | 96-99 | 1820/1480 | 07.0251 |
|---|-----------------|---------|-------|-----------|----------------|

| | | | | | |
|---|------------------------|---------|-------|-----------|----------------|
| BERLINGO (I) _ all (drum brake) ch 08394 -> | 4745R0-4745X9-96391792 | rear RH | 99-11 | 1850/1510 | 07.0272 |
|---|------------------------|---------|-------|-----------|----------------|

| | | | | | |
|---------------------------------|---------------|---------|-------|-----------|----------------|
| BERLINGO (I) _ all (disc brake) | 4745X2-4745Y0 | rear LH | 02-11 | 1820/1550 | 07.0283 |
|---------------------------------|---------------|---------|-------|-----------|----------------|



| | | | | | |
|---------------------------------|---------------|---------|-------|-----------|----------------|
| BERLINGO (I) _ all (disc brake) | 4745X3-4745Y1 | rear RH | 02-11 | 1920/1640 | 07.0284 |
|---------------------------------|---------------|---------|-------|-----------|----------------|

| | | | | | |
|----------------------------------|------------------------------|------------|-----|-----------|------------------|
| BERLINGO (II) _ all (disc brake) | 474646-1608275380-9815264680 | rear LH-RH | 08- | 2400/1300 | 07.0200.1 |
|----------------------------------|------------------------------|------------|-----|-----------|------------------|

C15

| | | | | | |
|-----------|-------------------|------------|-------|-----------|----------------|
| C15 _ all | 95610161-95610162 | rear LH-RH | 84-88 | 1780/1315 | 07.0227 |
|-----------|-------------------|------------|-------|-----------|----------------|

| | | | | | |
|----------------------|--------|------------|-------|-----------|----------------|
| C15 _ all exc. 1.9 D | 4745N6 | rear LH-RH | 88-05 | 1710/1240 | 07.0265 |
|----------------------|--------|------------|-------|-----------|----------------|

| | | | | | |
|-------------|--------|------------|-------|----------|----------------|
| C15 _ 1.9 D | 4745N7 | rear LH-RH | 00-05 | 1725/955 | 07.0268 |
|-------------|--------|------------|-------|----------|----------------|

C25

| | | | | | |
|--------------------------|--------------------------|-------|-------|-----------|----------------|
| C25 _ all 2850 wheelbase | 474552-ZF4359202-4359202 | front | 81-94 | 1610/1410 | 11.0245 |
|--------------------------|--------------------------|-------|-------|-----------|----------------|

| | | | | | |
|--------------------------|----------------|-------|-------|-----------|----------------|
| C25 _ all 3700 wheelbase | 474554-5925334 | front | 81-94 | 2335/2145 | 11.0244 |
|--------------------------|----------------|-------|-------|-----------|----------------|

| | | | | | |
|-------------------------------|--------------------------|------|-------|------------------|----------------|
| C25 _ all 2850/3700 wheelbase | 483476-ZF4450938-4450938 | rear | 81-94 | 2565/705 +705 | 11.0246 |
|-------------------------------|--------------------------|------|-------|------------------|----------------|

| | | | | | |
|--------------------------|----------------|-------|-------|-----------|------------------|
| C25 _ all 3200 wheelbase | 4745A3-7660110 | front | 81-94 | 2550/2360 | 11.0233.1 |
|--------------------------|----------------|-------|-------|-----------|------------------|

| | | | | | |
|--------------------------|---------|------|-------|-------------------|----------------|
| C25 _ all 3200 wheelbase | 7641374 | rear | 81-94 | 2250/1000 +930 | 11.0277 |
|--------------------------|---------|------|-------|-------------------|----------------|

C35

| | | | | | |
|-----------|---------------------------|------------|-------|---------|----------------|
| C35 _ all | ZF5455064-5435855-5455064 | rear LH-RH | 73-80 | 900/715 | 11.0243 |
|-----------|---------------------------|------------|-------|---------|----------------|



| | | | | | |
|--------------------|----------|------------|-----|---------|----------------|
| C35 _ all 4 speeds | 75492188 | rear LH-RH | 80- | 945/675 | 07.0221 |
|--------------------|----------|------------|-----|---------|----------------|

| | | | | | |
|--------------------|----------|------------|-----|----------|----------------|
| C35 _ all 5 speeds | 95495405 | rear LH-RH | 80- | 1065/825 | 11.0273 |
|--------------------|----------|------------|-----|----------|----------------|

BRAKE CABLES

Cavi freno a mano - Handbremsseile - Cables de frein - Mando freno



| application | OE reference | pos | year | length | code |
|--|---|------------|-------|--------------------|------------------|
| JUMPER | | | | | |
| JUMPER (I) _ all ch 16194399 <- | 4745G2-1308638080 | front | 94-01 | 1060/760 | 11.0207.1 |
|  | | | | | |
| JUMPER (I)(II) _ all ch 16194400 -> | 4745V6-1336889080 | front | 01- | 1080/760 | 11.0274.1 |
| JUMPER (II) _ 2.0 BIVALENT | 4745W6-1338683080 | front | 02-06 | 1465/645 | 11.0280.1 |
| JUMPER (I) _ all ch 16158427 <- | 4745G3-1307963080-5896430 | rear | 94-01 | 3025/805 +805 | 11.0208.1 |
| JUMPER (I) _ all ch 16158427 <- +Camper/+HD Susp. | 4745G7-4745X1-1314983080 | rea | 94-01 | 3045/810 +810 | 11.0249.1 |
| JUMPER (I) _ all ch 16158428 <-> ch 16194399 | 4745V2-1330058080 | rear | 94-01 | 2825/865 +865 | 11.0284.1 |
| JUMPER (I) _ all ch 16158428 -> +Camper/+HD Susp. | 4745V3-1330066080 | rear | 94-01 | 2825/875 +875 | 11.0283.1 |
| JUMPER (I)(II) _ all ch 16194400 -> (drum brake) | 4745V5-1329844080-1337440080 | rear | 01-06 | 2825/875 +875 | 11.0279.1 |
| JUMPER (I)(II) _ all ch 16194400 -> (disc brake) | 4745V4-4745W5-1329845080-1339394080 1339676080 | rear | 01-06 | 2715/890 +890 | 11.0276.1 |
| JUMPER (I)(II) _ all 4WD | 4745J2 | rear | 94-06 | 4100/1410 +1410 | 07.0285 |
| JUMPER (II) _ 2.0 BIVALENT | 4745W7-1338691080 | rear LH-RH | 02-06 | 955/780 | 11.0281.1 |
| JUMPER (III) 30 _ all 3000 wheelbase | 4745Z9-474647-1341023080-1359245080-1370472080 | front | 06- | 1910/1595 | 11.0224.2 |
| JUMPER (III) 33-35 _ all 3450 wheelbase | 474627-474648-1350313080-1359246080 | front | 06- | 2295/1980 | 11.0220.2 |
| JUMPER (III) 40 _ all 4035 wheelbase | 474628-474649-1350315080-1359248080 | front | 06- | 2915/2595 | 11.0225.2 |
| JUMPER (III) _ all 3800 wheelbase | 474629-474650-1350314080-1359247080 | front | 06- | 2650/2335 | 11.0223.2 |
| JUMPER (III) 30-33-35 _ all | 474617-1612040080-1341031080-1378321080 | rear LH-RH | 06- | 1385/1075 | 11.0219.2 |
| JUMPER (III) 40 _ all | 474618-1348980080 | rear LH-RH | 06- | 1480/1170 | 11.0218.2 |
|  | | | | | |

| application | OE reference | pos | year | length | code |
|-------------|--------------|-----|------|--------|------|
|-------------|--------------|-----|------|--------|------|

JUMPY

| | | | | | |
|--|--|------------|-----|-----------|------------------|
| JUMPY _ all short wheelbase | 4745E9-4745T5-1400813180-1472957080-1487276080 | front | 95- | 500/255 | 11.0222.1 |
| JUMPY _ all long wheelbase | 4745P0-1400813280-1484375080-1484385080 | front | 95- | 900/660 | 11.0262.1 |
| JUMPY _ all (drum brake) | 4745F2-1473322080-1475986080 | rear LH | 95- | 1065/770 | 11.0210.1 |
| JUMPY _ all (drum brake) | 4745F3-1473321080 | rear RH | 95- | 2285/2065 | 11.0209.1 |
| JUMPY _ all (disc brake) | 4745F4-1472959080 | rear LH | 95- | 1255/1065 | 11.0224.1 |
| JUMPY _ all (disc brake) | 4745F5-1472958080 | rear RH | 95- | 2205/2080 | 11.0223.1 |
| JUMPY _ all | 474622-1400813580 | front | 05- | 500/310 | 11.0217.2 |
| JUMPY _ all | 474607-474623-474652-1400950680 1401215380-1401441780 | front | 06- | 1765/1610 | 11.0279.2 |
| JUMPY _ all (drum brake) | 474610-474672-1400203780-1440125280 | rear LH-RH | 06- | 1495/1275 | 11.0214.2 |
| JUMPY _ all (disc brake) short wheelbase | 474611-9809533480-1400203680 | rear LH-RH | 06- | 1610/1465 | 11.0215.2 |
| JUMPY _ all (disc brake) long wheelbase | 474612-9809533580-1400204880 | rear LH-RH | 06- | 1735/1600 | 11.0216.2 |


NEMO

| | | | | | |
|---------------|-----------------------------------|---------|-----|-----------|------------------|
| NEMO _ all BZ | 474642-51784535 | rear LH | 08- | 1660/1415 | 11.0226.2 |
| NEMO _ all BZ | 474643-51784633-52088171 | rear RH | 08- | 1715/1440 | 11.0227.2 |
| NEMO _ all DS | 474644-51784536-52051191-52088174 | rear LH | 08- | 1695/1400 | 11.0228.2 |
| NEMO _ all DS | 474645-51784534-52051190-52088172 | rear RH | 08- | 1730/1435 | 11.0229.2 |

DACIA
DOKKER

| | | | | | |
|--------------|-----------------------|------------|-----|-----------|------------------|
| DOKKER _ all | 364007536R-364007537R | rear LH-RH | 12- | 1940/1725 | 41.0211.2 |
|--------------|-----------------------|------------|-----|-----------|------------------|

DUSTER

| | | | | | |
|-----------------------|-----------------------|------------|-----|-----------|------------------|
| DUSTER _ all exc. 4WD | 364002234R-8200820595 | rear LH-RH | 10- | 1785/1560 | 41.0202.2 |
| DUSTER _ all 4WD | 364003676R-8200855403 | rear LH-RH | 10- | 1720/1500 | 41.0201.2 |

LODGY

| | | | | | |
|-------------|-----------------------|------------|-----|-----------|------------------|
| LODGY _ all | 364007536R-364007537R | rear LH-RH | 12- | 1940/1725 | 41.0211.2 |
|-------------|-----------------------|------------|-----|-----------|------------------|

LOGAN

| | | | | | |
|--|-----------------------|------------|-----|-----------|------------------|
| LOGAN (I) _ all (drum brake) ø7" | 6001547169-8200380738 | rear LH-RH | 04- | 1665/1495 | 41.0269.1 |
| LOGAN (I) _ all (drum brake) ø8" | 6001547168-8200215962 | rear LH-RH | 04- | 1675/1500 | 41.0270.1 |
| LOGAN MCV, EXPRESS (I) _ all | 6001549112 | rear LH-RH | 07- | 1995/1770 | 41.0281.1 |
| LOGAN (II) _ all exc. 1.2 LPG | 6001547168-8200215962 | rear LH-RH | 12- | 1675/1500 | 41.0270.1 |
| LOGAN MCV (II) _ all LOGAN (II) _ 1.2 LPG | 364009913R | rear LH-RH | 12- | 1720/1500 | 41.0235.2 |

BRAKE CABLES

Cavi freno a mano - Handbremsseile - Cables de frein - Mando freno



| application | OE reference | pos | year | length | code |
|-------------|--------------|-----|------|--------|------|
|-------------|--------------|-----|------|--------|------|

SANDERO

| | | | | | |
|--------------------|-----------------------|------------|-----|-----------|------------------|
| SANDERO (I) _ all | 8200529363-8200745723 | rear LH-RH | 08- | 1660/1480 | 41.0289.1 |
| SANDERO (II) _ all | 364005982R | rear LH-RH | 12- | 1660/1480 | 41.0231.2 |

DAIHATSU

CHARADE

| | | | | | |
|-----------------------|------------|------------|-------|-----------|----------------|
| CHARADE G11-G30 _ all | 4642087702 | rear LH-RH | 84-87 | 1215/1080 | 08.0202 |
|-----------------------|------------|------------|-------|-----------|----------------|

CHARMANT

| | | | | | |
|------------------------|--------------------------|---------|-------|----------|------------------|
| CHARMANT _ all | 4641020380-4641012120000 | front | 81-87 | 345 | 52.0262.1 |
| CHARMANT A35-A45 _ all | 4643012130-4643012130000 | rear LH | 81-87 | 1355/835 | 52.0217 |
| CHARMANT A35-A45 _ all | 4642012230-4642012230000 | rear RH | 81-87 | 1345/730 | 52.0218 |
| CHARMANT A60 _ all | 4643012180-4643012180000 | rear LH | 83-87 | 1325/835 | 08.0204 |
| CHARMANT A60 _ all | 4642012280-4642012280000 | rear RH | 83-87 | 1315/730 | 08.0205 |

TERIOS

| | | | | | |
|----------------------------|---|---------|-------|-----------|----------------|
| TERIOS (I) _ 1.3 | 4643087401000-4643087403000 | rear LH | 97-06 | 1530/1305 | 08.0211 |
| TERIOS (I) _ 1.3 | 4642087401000-4642087404000-4642087406000 | rear RH | 97-06 | 1580/1360 | 08.0210 |
| TERIOS (II) _ 1.3, 1.5 VVT | 46430B4010-46430B4011-46430B4020 | rear LH | 05- | 1720/1510 | 08.0213 |
| TERIOS (II) _ 1.3, 1.5 VVT | 46420B4010-46420B4020 | rear RH | 05- | 1720/1510 | 08.0212 |

FERRARI

308

| | | | | | |
|-----------|--------|---|---|-------------------|----------------|
| 308 _ all | 106482 | - | - | 1520 | 15.0207 |
| 308 _ all | 129114 | - | - | 2480/1290 +615 | 15.0208 |
| 308 _ GT | 105779 | - | - | 1765 | 15.0201 |
| 308 _ GT | 105793 | - | - | 370 | 15.0202 |
| 308 _ GT | 105792 | - | - | 835 | 15.0203 |

DINO

| | | | | | |
|------------|--------|---|---|------|----------------|
| DINO _ all | 680901 | - | - | 595 | 15.0204 |
| DINO _ all | 680902 | - | - | 475 | 15.0205 |
| DINO _ all | 680803 | - | - | 1260 | 15.0206 |

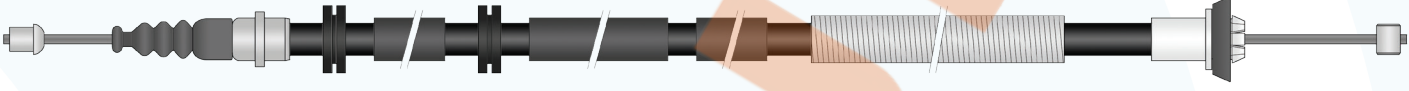

| application | OE reference | pos | year | length | code |
|----------------------------------|------------------------------------|-------|-------|--------------------|----------------|
| FIAT | | | | | |
| 124 | | | | | |
| 124 _all | 4144491-21013508068 | front | 66- | 470 | 11.0223 |
| 124 _all | 4144494-4153287-FA16735800 | rear | 66- | 2170/730 +730 | 11.0224 |
| 124 COUPE', SPIDER _all | 4162304 | front | 66- | 370 | 11.0225 |
| 124 COUPE', SPIDER _all | 4151692 | rear | 66- | 2020/695 +690 | 11.0226 |
| 125 | | | | | |
| 125 _all | 4162304 | front | 67- | 370 | 11.0225 |
| 125 _all | 4169895-4294024-GE16735810 | rear | 67- | 2445/660 +650 | 11.0227 |
| 126 | | | | | |
| 126-126 BIS _all | 4273200-4345508-92502088 | rear | 73- | 2340/715 +715 | 11.0203 |
| 127 | | | | | |
| 127 _all | 4233045-4261125-4261126-HB16735800 | rear | 71- | 2300/815 +815 | 11.0208 |
| 127 _all DS-PANORAMA-RUSTICA/147 | 4362077 | rear | 81- | 2300/815 +815 | 11.0209 |
| 128 | | | | | |
| 128 _all | 4255412-4261121-4261122 | rear | 71- | 2060/735 +735 | 11.0215 |
| 131 | | | | | |
| 131 _all | 4329622-JA16731501 | front | 74- | 370 | 11.0229 |
| 131 _all | 4328812-JA16735801 | rear | 74- | 2875/1175 +1090 | 11.0230 |
| 132 | | | | | |
| 132 _all | 4162304 | front | 72- | 370 | 11.0225 |
| 132 _all | 4169895-4294024-GE16735810 | rear | 72-77 | 2445/660 +650 | 11.0227 |
| 132 _all | 4357023-GE16735800 | rear | 77- | 2770/755 +740 | 11.0231 |
| 500 D-F-L-R | | | | | |
| n 500 D-F GIARDINIERA _all | 4050454-4104964 | rear | 60- | 2545/705 +705 | 11.0201 |
| n 500 F-L-R _all | 4104963-4296434-972488 | rear | 64- | 2320/690 +690 | 11.0200 |

BRAKE CABLES

Cavi freno a mano - Handbremsseile - Cables de frein - Mando freno



| application | OE reference | pos | year | length | code |
|---|-------------------------------------|------------|-------|------------------|------------------|
| 500 | | | | | |
| 500, 500C _ all exc. 1.4 (drum brake) | 51786840 | rear LH | 07- | 1430/1185 | 11.0230.2 |
| 500, 500C _ all exc. 1.4 (drum brake) | 51786839 | rear RH | 07- | 1455/1210 | 11.0231.2 |
| 500, 500C ABARTH, SPORT _ all (disc brake) 500, 500C _ 1.4 | 51753526-51826232 | rear LH | 07- | 1495/1280 | 11.0233.2 |
| 500, 500C ABARTH, SPORT _ all (disc brake) 500, 500C _ 1.4 | 51753527-51826363 | rear RH | 07- | 1530/1290 | 11.0232.2 |
| 500L, 500L LIVING _ all (drum brake) | 51927743 | rear LH-RH | 12- | 1720/1450 | 11.0272.2 |
| 500L, 500L LIVING _ all (disc brake) | 51931536-51931537-51963351-51963352 | rear LH-RH | 12- | 1775/1560 | 11.0267.2 |
| 500L, 500L WAGON _ all (drum brake) | 52056403 | rear LH-RH | 17- | 1775/1455 | 11.0286.2 |
| | | | | | |
| 500L, 500L WAGON _ all (disc brake) | 52056401-52056402 | rear LH-RH | 17- | 1830/1570 | 11.0285.2 |
| | | | | | |
| 600 | | | | | |
| 600 _ all | 875120 | rear | -63 | 650/180 | 11.0204 |
| 600 D-E _ all | 4104882-4046523 | rear | 63- | 2540/550 +550 | 11.0205 |
| 600 D-M _ all | 4051979 | rear | 63- | 1985/550 +555 | 11.0236 |
| 850 | | | | | |
| 850 _ all | 4113083-EA16735800 | rear | 65- | 1555/265 +265 | 11.0206 |
| 1100 | | | | | |
| 1100, 1100 D _ all | 4052933 | rear | -65 | 3130/860 +860 | 11.0210 |
| 1100 R (type I) _ all | 4141308 | rear | 66-71 | 3030/745 +745 | 11.0211 |
| 1100 R (type II) _ all | 4170237 | rear | 71- | 2980/740 +740 | 11.0212 |
| ARGENTA | | | | | |
| ARGENTA _ all | 5927360 | front | 81- | 450 | 11.0232 |
| ARGENTA _ all | 5923974 | rear | 81-83 | 2700/760 +760 | 11.0233 |
| ARGENTA _ all | 5967866 | rear | 83- | 2390/695 +695 | 11.0234 |
| BARCETTA | | | | | |
| BARCETTA _ all | 46731055 | rear LH-RH | 95- | 1520/1365 | 11.0211.1 |

| application | OE reference | pos | year | length | code |
|--|---|------------|-------|-------------------------|------------------|
| BRAVO - BRAVA | | | | | |
| BRAVO (I) - BRAVA _ all | 7773616 | front | 95-03 | 385 | 11.0219.1 |
| BRAVO (I) - BRAVA _ 1.2, 1.4 | 46460470-46462766-46468158-7773001 | rear LH | 95-03 | 1430/1050 | 11.0215.1 |
| BRAVO (I) - BRAVA _ 1.2, 1.4 | 46455422-46460364-46468157-7773000 | rear RH | 95-03 | 1370/1000 | 11.0216.1 |
| BRAVO (I) - BRAVA _ 1.6, 1.8, 1.9 DS/TD | 46460360-46465947-46468156-7791233 | rear LH | 95-03 | 1425/1040 | 11.0217.1 |
| BRAVO (I) - BRAVA _ 1.6, 1.8, 1.9 DS/TD | 46460359-46465194-46468155-46737015-7791231 | rear RH | 95-03 | 1380/1000 | 11.0218.1 |
| BRAVO (I) _ 2.0 HGT 145cv | 46404218 | rear LH | 95-98 | 1500/1135 | 11.0206.1 |
| BRAVO (I) _ 2.0 HGT 145cv | 46414289 | rear RH | 95-98 | 1450/1100 | 11.0205.1 |
| BRAVO (I) _ 2.0 HGT 155cv | 46460508-46465948-7714822-60806307 60806311-60812546 | rear LH | 98-01 | 1515/1150 | 11.0220.1 |
| BRAVO (I) _ 2.0 HGT 155cv | 46460478-46465949 | rear RH | 98-01 | 1455/1105 | 11.0221.1 |
| BRAVO (II) _ all | 51702642-46819335 | rear LH | 06- | 1785/1600 | 11.0243.1 |
|  | | | | | |
| BRAVO (II) _ all | 51718093-46819336 | rear RH | 06- | 1670/1470 | 11.0244.1 |
|  | | | | | |
| CAMPAGNOLA | | | | | |
| CAMPAGNOLA _ all | 1376675 | front | - | 610 | 11.0287 |
| CAMPAGNOLA _ all | 1383935 | rear LH-RH | - | 840/560 | 11.0252 |
| CINQUECENTO | | | | | |
| CINQUECENTO _ all | 7684513 | rear | 92- | 2990/1235 +1190 | 11.0284 |
| CINQUECENTO _ all | 46517955 | rear | 97- | 2670/1125 +1125 | 11.0229.1 |
| COUPÉ | | | | | |
| COUPÉ _ all | 46410282-60806293-60811362-7609367-92323732 | front | 94- | 410 | 11.0266 |
| COUPÉ _ all | 46401730-465456849 | rear LH | 94- | 1520/1170 | 11.0214.1 |
| COUPÉ _ all | 46401725 | rear RH | 94- | 1475/1120 | 11.0212.1 |
| CROMA | | | | | |
| CROMA _ all | 60511898-60807617-82399827 | front | 85-96 | 205 | 11.0260 |
| CROMA _ all | 60801383-60801449-60801790-82390671-82441688 | rear | 85-92 | 2945/1380 +1235 | 11.0261 |
| CROMA _ all with protection | 46408830-60808316-60811973-82481842 | rear | 92-96 | 2945/1380 +1240 | 11.0292 |
| CROMA _ all | 51753207-51784221 | rear | 05- | 1630/1455 +1575/1395 | 11.0287.1 |
| CROMA _ all with protection | 51753208-51784222 | rear | 05- | 1625/1455 +1570/1395 | 11.0288.1 |

BRAKE CABLES

Cavi freno a mano - Handbremsseile - Cables de frein - Mando freno



| application | OE reference | pos | year | length | code |
|--|--|------------|-------|--------------------|------------------|
| DINO | | | | | |
| DINO _ 2.4 | 4235746 | - | - | 3300/1030 +1030 | 11.0200.1 |
| DUNA | | | | | |
| DUNA _ all | 5969735 | rear | 87-92 | 2840/1160 +1155 | 11.0262 |
| DUNA _ all with protection | 7522590-50003039 | rear | 92- | 2840/1160 +1160 | 11.0293 |
| FREEMONT | | | | | |
| FREEMONT _ all | K04766479AC-K04766479AD | front | 11- | 1920/1655 | 11.0262.2 |
| FREEMONT _ all | K04862227AG-K04862227AH-K04862227AI K04862227AJ-K04862227AK | rear LH | 11- | 1175/980 | 11.0264.2 |
| FREEMONT _ all | K04862226AC-K04862226AD-K04862226AE K04862226AF-K04862226AG | rear RH | 11- | 2300/2095 | 11.0263.2 |
| IDEA | | | | | |
| IDEA _ all exc. MJTD, JTD | 51731443-51770286 | rear LH-RH | 03- | 1530/1315 | 11.0266.1 |
| IDEA _ 1.3 MJTD, 1.9 JTD | 46847434-51770287 | rear LH-RH | 03- | 1555/1305 | 11.0267.1 |
| IDEA _ 1.6 MJTD | 51804860 | rear LH-RH | 06- | 1635/1420 | 11.0248.2 |
| LINEA | | | | | |
| LINEA _ 1.3 MJTD, 1.4 8v | 51785645 | rear LH | 06- | 1710/1435 | 11.0235.2 |
| LINEA _ 1.3 MJTD, 1.4 8v | 51785644 | rear RH | 06- | 1725/1450 | 11.0234.2 |
| LINEA _ 1.6 MJTD, 1.4/1.9 16v | 51787025 | rear LH | 07- | 1540/1315 | 11.0245.2 |
| LINEA _ 1.6 MJTD, 1.4/1.9 16v | 51787024 | rear RH | 07- | 1545/1315 | 11.0244.2 |
| LINEA _ 1.6 MJTD | 51918200 | rear LH | 11- | 1505/1315 | 11.0286.1 |
| LINEA _ 1.6 MJTD | 51918199 | rear RH | 11- | 1520/1330 | 11.0285.1 |
| MAREA | | | | | |
| MAREA BER/SW _ all | 7773616 | front | 96-02 | 385 | 11.0219.1 |
| MAREA BER/SW _ 1.2, 1.4 | 46460470-46462766-46468158-7773001 | rear LH | 96-02 | 1430/1050 | 11.0215.1 |
| MAREA BER/SW _ 1.2, 1.4 | 46455422-46460364-46468157-7773000 | rear RH | 96-02 | 1370/1000 | 11.0216.1 |
| MAREA BER _ 1.6, 1.8, DS (drum brake) | 46460360-46465947-46468156-7791233 | rear LH | 96-02 | 1425/1040 | 11.0217.1 |
| MAREA BER _ 1.6, 1.8, DS (drum brake) | 46460359-46465194-46468155-46737015-7791231 | rear RH | 96-02 | 1380/1000 | 11.0218.1 |
| MAREA SW _ 1.6, 1.8, DS (drum brake) | 46463910-60812643 | rear LH | 96-02 | 1460/1055 | 11.0231.1 |
| MAREA SW _ 1.6, 1.8, DS (drum brake) | 46463911-60812642 | rear RH | 96-02 | 1405/1000 | 11.0230.1 |
| MAREA BER/SW _ 2.0, 2.4 TD/JTD (disc brake) | 46460508-46465948-7714822-60806307 60806311-60812546 | rear LH | 96-02 | 1500/1150 | 11.0220.1 |
| MAREA BER/SW _ 2.0, 2.4 TD/JTD (disc brake) | 46460478-46465949 | rear RH | 96-02 | 1455/1105 | 11.0221.1 |

| application | OE reference | pos | year | length | code |
|-------------|--------------|-----|------|--------|------|
|-------------|--------------|-----|------|--------|------|

MULTIPLA

| | | | | | |
|---|-------------------|---------|-------|-----------|------------------|
| MULTIPLA _ all | 46514278 | front | 99-10 | 680 | 11.0238.1 |
| MULTIPLA _ 1.6 Bi/BluPower (drum brake) | 60654885 | rear LH | 99-10 | 1145/800 | 11.0241.1 |
| MULTIPLA _ 1.6 Bi/BluPower (drum brake) | 60664187 | rear RH | 99-10 | 2065/1715 | 11.0242.1 |
| MULTIPLA _ 1.6, 1.9 JTD (drum brake) | 46511039-46757058 | rear LH | 99-10 | 1165/820 | 11.0240.1 |
| MULTIPLA _ 1.6, 1.9 JTD (drum brake) | 46547547 | rear RH | 99-10 | 2015/1665 | 11.0239.1 |
| MULTIPLA _ all (disc brake) | 46814147 | rear LH | 99-10 | 1220/935 | 11.0261.1 |
| MULTIPLA _ all (disc brake) | 46814148 | rear RH | 99-10 | 2080/1800 | 11.0260.1 |

PALIO - SIENA


| | | | | | |
|----------------------------|------------------------------------|------------|-------|-----------|------------------|
| PALIO - SIENA _ all | 46437961-46799091-46799093-7798268 | rear LH-RH | 96-01 | 1400/1155 | 11.0265.1 |
| PALIO, PALIO WEEKEND _ all | 46431514-46542604 | rear LH | 96- | 1535/1290 | 11.0254.1 |
| PALIO, PALIO WEEKEND _ all | 46464658-51918392 | rear RH | 96- | 1485/1240 | 11.0253.1 |
| SIENA _ all | 46813455-46847416 | rear LH | 01- | 1500/1275 | 11.0210.2 |
| SIENA _ all | 46813456-46847417 | rear RH | 01- | 1515/1285 | 11.0211.2 |

PANDA

| | | | | | |
|---------------------------|--------------------------------|------|-------|--------------------|----------------|
| PANDA _ all | 4406021-X04406021-SE141167358A | rear | 80-86 | 2675/1010 +1010 | 11.0207 |
| PANDA _ all exc. 4WD | 5972833-7573814 | rear | 86-04 | 2385/945 +945 | 11.0257 |
| PANDA _ all cat. exc. 4WD | 7757560 | rear | 92-04 | 2385/950 +950 | 11.0291 |
| PANDA _ all 4WD | 4406021-X04406021-SE141167358A | rear | 86-04 | 2675/1010 +1010 | 11.0207 |

NUOVA PANDA

| | | | | | |
|---------------------------|----------|---------|-----|-----------|------------------|
| PANDA (II) _ all exc. 4WD | 51708686 | rear LH | 03- | 1405/1150 | 11.0269.1 |
|---------------------------|----------|---------|-----|-----------|------------------|



| | | | | | |
|---------------------------|----------|---------|-----|-----------|------------------|
| PANDA (II) _ all exc. 4WD | 51708685 | rear RH | 03- | 1435/1185 | 11.0268.1 |
|---------------------------|----------|---------|-----|-----------|------------------|



| | | | | | |
|----------------------|----------|---------|-----|-----------|------------------|
| PANDA (II) _ all 4WD | 46829767 | rear LH | 04- | 1485/1270 | 11.0278.1 |
|----------------------|----------|---------|-----|-----------|------------------|

| | | | | | |
|----------------------|----------|---------|-----|-----------|------------------|
| PANDA (II) _ all 4WD | 46829766 | rear RH | 04- | 1470/1260 | 11.0277.1 |
|----------------------|----------|---------|-----|-----------|------------------|

| | | | | | |
|--------------------------|----------|---------|-----|-----------|------------------|
| PANDA (II) _ 1.2, 1.4 NP | 51787260 | rear LH | 06- | 1445/1165 | 11.0247.2 |
|--------------------------|----------|---------|-----|-----------|------------------|

| | | | | | |
|--------------------------|----------|---------|-----|-----------|------------------|
| PANDA (II) _ 1.2, 1.4 NP | 51787259 | rear RH | 06- | 1465/1195 | 11.0246.2 |
|--------------------------|----------|---------|-----|-----------|------------------|

| | | | | | |
|--------------------------------|----------|---------|-----|-----------|------------------|
| PANDA (II) _ 1.3 MJTD exc. 4WD | 51776597 | rear LH | 06- | 1415/1155 | 11.0250.2 |
|--------------------------------|----------|---------|-----|-----------|------------------|

| | | | | | |
|--------------------------------|----------|---------|-----|-----------|------------------|
| PANDA (II) _ 1.3 MJTD exc. 4WD | 51776598 | rear RH | 06- | 1440/1180 | 11.0251.2 |
|--------------------------------|----------|---------|-----|-----------|------------------|

| | | | | | |
|------------------------|-------------------|---------|-----|-----------|------------------|
| PANDA (II) _ 1.4 100HP | 51753526-51826232 | rear LH | 06- | 1495/1280 | 11.0233.2 |
|------------------------|-------------------|---------|-----|-----------|------------------|


| | | | | | |
|------------------------|-------------------|---------|-----|-----------|------------------|
| PANDA (II) _ 1.4 100HP | 51753527-51826363 | rear RH | 06- | 1530/1290 | 11.0232.2 |
|------------------------|-------------------|---------|-----|-----------|------------------|

BRAKE CABLES

Cavi freno a mano - Handbremsseile - Cables de frein - Mando freno



| application | OE reference | pos | year | length | code |
|---|-------------------------------------|------------|-------|-----------|------------------|
| > NUOVA PANDA | | | | | |
| PANDA (III) _ all exc. 4WD | 51900393 | rear LH | 12- | 1425/1165 | 11.0266.2 |
| PANDA (III) _ all exc. 4WD | 51900391 | rear RH | 12- | 1435/1175 | 11.0265.2 |
| PANDA (III) _ all 4WD | 51900394 | rear LH | 12- | 1550/1335 | 11.0270.2 |
| PANDA (III) _ all 4WD | 51900392 | rear RH | 12- | 1550/1335 | 11.0271.2 |
| PUNTO | | | | | |
| PUNTO (I) _ all exc. 1.4 GT | 7747332 | rear LH | 93-99 | 1455/1290 | 11.0290 |
| | | | | | |
| PUNTO (I) _ all exc. 1.4 GT | 7747331 | rear RH | 93-99 | 1445/1270 | 11.0288 |
| PUNTO (I) _ 1.4 GT | 7747333-7747334 | rear LH-RH | 93-97 | 1525/1400 | 11.0289 |
| PUNTO (II) _ all exc. 1.4, 1.9 JTD (drum brake) | 46752977-46752983 | rear LH-RH | 99-12 | 1450/1235 | 11.0236.1 |
| | | | | | |
| PUNTO (II) _ 1.4, 1.9 JTD 74kW (drum brake) | 46845902 | rear LH-RH | 03-12 | 1450/1235 | 11.0270.1 |
| PUNTO (II) _ 1.8 ABARTH/HGT, 1.9 JTD (disc brake) | 46552978-46752984 | rear LH-RH | 99-12 | 1585/1390 | 11.0237.1 |
| PUNTO (III)(IV) _ 0.9, 1.2 (drum brake) GRANDE-EVO | 55700928-55704107 | rear LH | 05- | 1630/1370 | 11.0295.1 |
| PUNTO (III)(IV) _ 0.9, 1.2 (drum brake) GRANDE-EVO | 55700926-55704105 | rear RH | 05- | 1655/1390 | 11.0296.1 |
| PUNTO (III)(IV) _ 1.4, 1.3 MJTD (drum brake) GRANDE-EVO-VAN | 51846221-55701942-55704108 | rear LH | 05- | 1670/1370 | 11.0298.1 |
| PUNTO (III)(IV) _ 1.4, 1.3 MJTD (drum brake) GRANDE-EVO-VAN | 51846219-55701946-55704106 | rear RH | 05- | 1685/1385 | 11.0297.1 |
| PUNTO (III)(IV) _ all (disc brake) ABARTH-GRANDE-EVO-VAN | 50519022-50519023 | rear LH | 05- | 1640/1430 | 11.0255.2 |
| PUNTO (III)(IV) _ all (disc brake) ABARTH-GRANDE-EVO-VAN | 50519020-50519021 | rear RH | 05- | 1660/1445 | 11.0256.2 |
| PUNTO (III)(IV) _ 1.9 JTD (disc brake) GRANDE | 55700929-55704104-51871599-51844531 | rear LH | 05- | 1650/1430 | 11.0201.2 |
| PUNTO (III)(IV) _ 1.9 JTD (disc brake) GRANDE | 55700927-55704103-51871598 | rear RH | 05- | 1670/1445 | 11.0200.2 |
| QUBO | | | | | |
| QUBO _ all BZ | 51784535-474642 | rear LH | 08- | 1660/1415 | 11.0226.2 |
| QUBO _ all BZ | 51784533-52088171-474643 | rear RH | 08- | 1715/1440 | 11.0227.2 |
| QUBO _ all DS/GNC | 51784536-52051191-52088174-474644 | rear LH | 08- | 1695/1400 | 11.0228.2 |
| QUBO _ all DS/GNC | 51784534-52051190-52088172-474645 | rear RH | 08- | 1730/1435 | 11.0229.2 |

| application | OE reference | pos | year | length | code |
|--|--|---------|-------|--------------------|------------------|
| REGATA | | | | | |
| REGATA _ all | 5939142 | front | 83- | 400 | 11.0218 |
| REGATA _ all | 5939145 | rear | 83- | 3515/480 +480 | 11.0219 |
| RITMO | | | | | |
| RITMO _ all | 4403012-RF16731500 | front | 78-82 | 820 | 11.0216 |
| RITMO _ all | 5939142 | front | 82-88 | 400 | 11.0218 |
| RITMO _ all | 4387206-RF16732000 | rear | 78-82 | 2150/775 +775 | 11.0217 |
| RITMO _ all | 5939145 | rear | 82-88 | 3515/480 +480 | 11.0219 |
| RITMO CABRIOLET _ all | 5961349 | rear | 79-89 | 3185/365 +365 | 11.0263 |
| SEDICI | | | | | |
| SEDICI _ all (drum brake) | 71742845-5440279J00 | rear LH | 06- | 1785/1540 | 11.0213.2 |
| SEDICI _ all (drum brake) | 71742844-5440179J00 | rear RH | 06- | 1795/1550 | 11.0212.2 |
| SEDICI _ all (disc brake) | 71750425-5440255L10 | rear LH | 06- | 1640/1460 | 11.0269.2 |
| SEDICI _ all (disc brake) | 71750424-5440155L10 | rear RH | 06- | 1640/1460 | 11.0268.2 |
| SEICENTO | | | | | |
| SEICENTO / 600 _ all | 46517955 | rear | 97- | 2670/1125 +1125 | 11.0229.1 |
|  | | | | | |
| STILO | | | | | |
| STILO _ all | 51702642-46819335 | rear LH | 01- | 1785/1600 | 11.0243.1 |
| STILO _ all | 51718093-46819336 | rear RH | 01- | 1670/1470 | 11.0244.1 |
| TEMPRA | | | | | |
| TEMPRA _ all | 46410282-60806293-60811362-7609367-92323732 | front | 90- | 410 | 11.0266 |
| TEMPRA _ 1.4/1.6 ie, 1.9 D (drum brake) | 7615327-92323734 | rear LH | 90- | 1415/1040 | 11.0268 |
| TEMPRA _ 1.4/1.6 ie, 1.9 D (drum brake) | 7615326-92323733 | rear RH | 90- | 1380/1010 | 11.0267 |
| TEMPRA _ 1.8 ie, 1.9 TD (drum brake) | 7615339 | rear LH | 90- | 1445/1045 | 11.0272 |
| TEMPRA _ 1.8 ie, 1.9 TD (drum brake) | 7615338 | rear RH | 90- | 1405/1005 | 11.0271 |
| TEMPRA _ all (disc brake) | 7615343 | rear LH | 90-92 | 1495/1145 | 11.0270 |
| TEMPRA _ all (disc brake) ch 7412792 <- | 46460508-46465948-7714822-60806307 60806311-60812546 | rear LH | 92-93 | 1500/1150 | 11.0220.1 |
| TEMPRA _ all (disc brake) ch 7412793 -> | 46401730-465456849 | rear LH | 93- | 1520/1170 | 11.0214.1 |
| TEMPRA _ all (disc brake) | 7615342 | rear RH | 90-93 | 1450/1100 | 11.0269 |
| TEMPRA _ all (disc brake) | 46456850-60577826-60806310-60812799 60813055-60816031 | rear RH | 93- | 1455/1110 | 11.0232.1 |

BRAKE CABLES

Cavi freno a mano - Handbremsseile - Cables de frein - Mando freno



| application | OE reference | pos | year | length | code |
|---|--|------------|-------|-----------|------------------|
| TIPO | | | | | |
| TIPO (I) _ all | 46410282-60806293-60811362-7609367-92323732 | front | 87- | 410 | 11.0266 |
| TIPO (I) _ 1.4/1.6 ie, 1.7/1.9 D (drum brake) | 7615327-92323734 | rear LH | 87- | 1415/1040 | 11.0268 |
| TIPO (I) _ 1.4/1.6 ie, 1.7/1.9 D (drum brake) | 7615326-92323733 | rear RH | 87- | 1380/1010 | 11.0267 |
| TIPO (I) _ 1.8 ie, 1.9 TD (drum brake) | 7615339 | rear LH | 87- | 1445/1045 | 11.0272 |
| TIPO (I) _ 1.8 ie, 1.9 TD (drum brake) | 7615338 | rear RH | 87- | 1405/1005 | 11.0271 |
| TIPO (I) _ all (disc brake) | 7615343 | rear LH | 90-92 | 1495/1145 | 11.0270 |
| TIPO (I) _ all (disc brake) | 46460508-46465948-7714822-60806307 60806311-60812546 | rear LH | 92-93 | 1500/1150 | 11.0220.1 |
| TIPO (I) _ all (disc brake) | 46401730-465456849 | rear LH | 93- | 1520/1170 | 11.0214.1 |
| TIPO (I) _ all (disc brake) | 7615342 | rear RH | 90-93 | 1450/1100 | 11.0269 |
| TIPO (I) _ all (disc brake) | 46456850-60577826-60806310-60812799 60813055-60816031 | rear RH | 93- | 1455/1110 | 11.0232.1 |
| TIPO BER/SW (II) _ 1.3 MJTD (drum brake) | 51983925-52042830 | rear LH-RH | 15- | 1735/1435 | 11.0282.2 |
| TIPO BER/SW (II) _ 1.4, 1.6 (drum brake) | 51983926-52042831 | rear LH-RH | 15- | 1735/1435 | 11.0283.2 |
| TIPO BER (II) _ all exc. 1.4 LPG (disc brake) | 52051221-52055137 | rear LH-RH | 15- | 1855/1620 | 11.0284.2 |
| TIPO BER (II) _ 1.4 LPG (disc brake) TIPO SW (II) _ all (disc brake) | 52057585 | rear LH-RH | 15- | 1860/1620 | 11.0295.2 |

| | | | | | |
|---|--|------------|-------|-----------|------------------|
| ULYSSE | | | | | |
| ULYSSE (I)(II) _ all ch 10667 <- | 1400813180-1472957080-1487276080-4745E9-4745T5 | front | 94-06 | 500/255 | 11.0222.1 |
| ULYSSE (II) _ all ch 10668 -> | 474622-1400813580 | front | 06- | 500/310 | 11.0217.2 |
| ULYSSE (II) _ all ch 10668 -> | 474607-474623-474652-1400950680 1401215380-1401441780 | front | 06- | 1765/1610 | 11.0279.2 |
| ULYSSE (I) _ all (drum brake) | 1473322080-1475986080-4745F2 | rear LH | 94-02 | 1065/770 | 11.0210.1 |
| ULYSSE (I) _ all (drum brake) | 1473321080-4745F3 | rear RH | 94-02 | 2285/2065 | 11.0209.1 |
| ULYSSE (I) _ all (disc brake) | 1472959080-4745F4 | rear LH | 94-02 | 1255/1065 | 11.0224.1 |
| ULYSSE (I) _ all (disc brake) | 1472958080-4745F5 | rear RH | 94-02 | 2205/2080 | 11.0223.1 |
| ULYSSE (II) _ all ch 10284 <- | 1487274080-4745T6 | rear LH | 02-05 | 1070/840 | 11.0264.1 |
| ULYSSE (II) _ all ch 10284 <- | 1487275080-1487647080-4745T7-4745T8 | rear RH | 02-05 | 2360/2220 | 11.0263.1 |
| ULYSSE (II) _ all ch 10285 <-> ch 10667 | 1400310380-1400702180-4745Y8-474619 | rear LH | 05-06 | 1040/840 | 11.0206.2 |
| ULYSSE (II) _ all ch 10285 <-> ch 10667 | 1400310180-1400310280-4745Y6-4745Y7 | rear RH | 05-06 | 2310/2150 | 11.0205.2 |
| ULYSSE (II) _ all ch 10668 -> | 1400204180-9809533380-474609 | rear LH-RH | 06- | 1255/1115 | 11.0249.2 |


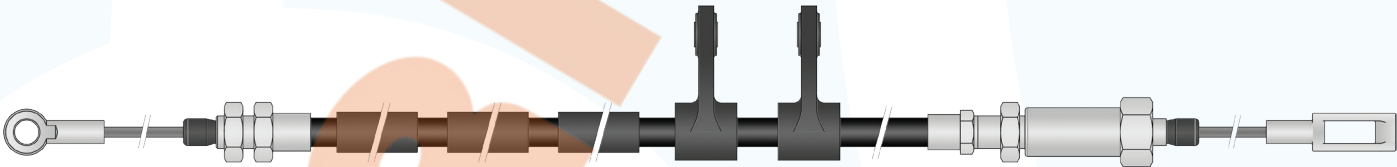
| | | | | | |
|--------------------------------|-----------------|------------|-----|--------------------|----------------|
| UNO | | | | | |
| UNO _ all ch 746639/7767871 <- | 5951339-7661241 | rear LH | 83- | 520/305 | 11.0220 |
| UNO _ all ch 746639/7767871 <- | 5951342 | rear RH | 83- | 2035/305 | 11.0221 |
| UNO _ all ch 746640/7767872 -> | 7671310 | rear LH | 83- | 515/305 | 11.0282 |
| UNO _ all ch 746640/7767872 -> | 7671309 | rear RH | 83- | 2010/305 | 11.0283 |
| UNO _ all S/CS/SX | 5969735 | rear LH-RH | 85- | 2840/1160 +1155 | 11.0262 |
| UNO _ all TURBO ie | 7551507-7661244 | rear LH | 85- | 580/390 | 11.0258 |
| UNO _ all TURBO ie | 7551506 | rear RH | 85- | 2100/390 | 11.0259 |

| application | OE reference | pos | year | length | code |
|---------------------------------------|--|------------|------|------------------|------------------|
| X 1/9 | | | | | |
| X 1/9 _all | 4264913 | - | 72- | 950/660 | 11.0222 |
| FIAT commercial vehicles | | | | | |
| 238 | | | | | |
| 238 _all | 4197683 | rear | - | 2480/670 +670 | 11.0242 |
| 241 | | | | | |
| 241 _all | 4067925 | front | - | 505 | 11.0240 |
| 241 _all | 4153853 | rear | - | 1935/825 +740 | 11.0241 |
| 242 | | | | | |
| 242 E _all | 5435855-5455064-ZF5455064 | rear LH-RH | - | 900/715 | 11.0243 |
| 242 E _all 5 speeds | 95495405 | rear LH-RH | - | 1065/825 | 11.0273 |
| 600 T - 850 T - 900 T-E | | | | | |
| 600 T - 850 T - 900 T _all | 4116077 | front | 79- | 1340 | 11.0237 |
| 900 T-E _all | 4447750 | rear | 80- | 2160/725 +725 | 11.0239 |
| DOBLÒ | | | | | |
| DOBLÒ CARGO _all short wheelbase | 46745157 | rear LH | 00- | 1765/1460 | 11.0247.1 |
| DOBLÒ CARGO _all short wheelbase | 46745155-46835327 | rear RH | 00- | 1740/1445 | 11.0209.2 |
| DOBLÒ CARGO _ 1.6 NP short wheelbase | 51706677 | rear LH-RH | 02- | 1780/1480 | 11.0207.2 |
| DOBLÒ CARGO _all long wheelbase | 51750481 | rear LH | 00- | 2130/1850 | 11.0242.2 |
| DOBLÒ CARGO _all long wheelbase | 51750480 | rear RH | 00- | 2135/1850 | 11.0241.2 |
| DOBLÒ CARGO _ 1.6 NP long wheelbase | 51816315 | rear LH-RH | 02- | 2155/1835 | 11.0243.2 |
| DOBLÒ MPV/SW _all short wheelbase | 46766309 | rear LH | 01- | 1805/1470 | 11.0246.1 |
| DOBLÒ MPV/SW _all short wheelbase | 46766308-46835328 | rear RH | 01- | 1780/1465 | 11.0208.2 |
| DOBLÒ MPV/SW _ 1.6 NP short wheelbase | 51706677 | rear LH-RH | 02- | 1780/1480 | 11.0207.2 |
| DOBLÒ MPV/SW _all long wheelbase | 51796642 | rear LH | 01- | 2130/1780 | 11.0240.2 |
| DOBLÒ MPV/SW _all long wheelbase | 51796639 | rear RH | 01- | 2150/1790 | 11.0239.2 |
| DOBLÒ MPV/SW _ 1.6 NP long wheelbase | 51816315 | rear LH-RH | 02- | 2155/1835 | 11.0243.2 |
| DOBLÒ _all short wheelbase | 51840107-51868727-51882838-52093071-522107 95510632 | rear LH-RH | 10- | 1835/1550 | 11.0261.2 |
| DOBLÒ _all long wheelbase | 51840106-51868726-51882837-52093070-522108 95510633 | rear LH-RH | 10- | 2180/1900 | 11.0259.2 |
| DOBLÒ _ 1.4 NP short wheelbase | 51882839-52093072-522109-95510634 | rear LH-RH | 10- | 1870/1585 | 11.0258.2 |
| DOBLÒ _ 1.4 NP long wheelbase | 51882840-522110-95510635 | rear LH-RH | 10- | 2225/1940 | 11.0257.2 |
| DOBLÒ _all ESP mod gear 5LR | 51868725-51882836-52093069 | rear LH-RH | 10- | 1850/1555 | 11.0260.2 |

BRAKE CABLES

Cavi freno a mano - Handbremsseile - Cables de frein - Mando freno



| application | OE reference | pos | year | length | code |
|--|---|------------|-------|-------------------|------------------|
| DUCATO | | | | | |
| DUCATO 280-290 _ all 2850 wheelbase | 4359202-474552-ZF4359202 | front | 82-94 | 1610/1410 | 11.0245 |
| DUCATO 280-290 _ all 3700 wheelbase | 5925334-474554 | front | 82-94 | 2335/2145 | 11.0244 |
| DUCATO 280-290 _ all 2850 wheelbase DUCATO 280-290 _ all 3700 wheelbase | 4450938-483476-ZF4450938 | rear | 82-94 | 2565/705 +705 | 11.0246 |
| DUCATO 280-290 _ all 3200 wheelbase | 7660110-4745A3 | front | 82-94 | 2550/2360 | 11.0233.1 |
| DUCATO 280-290 _ all 3200 wheelbase | 7641374 | rear | 82-94 | 2250/1000 +930 | 11.0277 |
| DUCATO 230 _ all | 1308638080-4745G2 | front | 94-02 | 1060/760 | 11.0207.1 |
| DUCATO 244 _ all | 1336889080-4745V6 | front | 02- | 1080/760 | 11.0274.1 |
|  | | | | | |
| DUCATO 244 _ 2.0 BIPOWER | 1338683080-4745W6 | front | 02- | 1465/645 | 11.0280.1 |
| DUCATO 230 _ all short wheelbase DUCATO 230 _ all ch 16158427 <- | 1307963080-5896430-4745G3 | rear | 94-02 | 3025/805 +805 | 11.0208.1 |
| DUCATO 230 _ all ch 16158427 <- +Camper/+HD Susp. | 1314983080-4745G7-4745X1 | rea | 94-02 | 3045/810 +810 | 11.0249.1 |
| DUCATO 230 _ all ch 16158428 <-> ch 16194399 | 1330058080-4745V2 | rear | 94-02 | 2825/865 +865 | 11.0284.1 |
| DUCATO 230 _ all ch 16158428 -> +Camper/+HD Susp. | 1330066080-4745V3 | rear | 94-02 | 2825/875 +875 | 11.0283.1 |
| DUCATO 230 _ all ch 16194400 -> DUCATO 244 _ all (drum brake) | 1329844080-1337440080-4745V5 | rear | 01- | 2825/875 +875 | 11.0279.1 |
| DUCATO 230 _ all ch 16194400 -> DUCATO 244 _ all (disc brake) | 1329845080-1339394080-1339676080 4745V4-4745W5 | rear | 01- | 2715/890 +890 | 11.0276.1 |
| DUCATO 244 _ 2.0 BIPOWER | 1338691080-4745W7 | rear LH-RH | 02- | 955/780 | 11.0281.1 |
| DUCATO 250-290 _ all 3000 wheelbase | 1341023080-1359245080-1370472080-4745Z9-474647 | front | 06- | 1910/1595 | 11.0224.2 |
|  | | | | | |
| DUCATO 250-290 _ all 3450 wheelbase | 1350313080-1359246080-474627-474648 | front | 06- | 2295/1980 | 11.0220.2 |
| DUCATO 250-290 _ all 4035 wheelbase | 1350315080-1359248080-474628-474649 | front | 06- | 2915/2595 | 11.0225.2 |
| DUCATO 250-290 _ all 3800 wheelbase | 1350314080-1359247080-474629-474650 | front | 06- | 2650/2335 | 11.0223.2 |
| DUCATO 250-290 _ 30-33-35 | 1612040080-1341031080-1378321080-474617 | rear LH-RH | 06- | 1385/1075 | 11.0219.2 |
| DUCATO 250-290 _ 40 | 1348980080-474618 | rear LH-RH | 06- | 1480/1170 | 11.0218.2 |
| DUCATO 250-290 _ 140 NP | 1361716080 | front | 09- | 975/705 | 11.0273.2 |
| DUCATO 250-290 _ 140 NP | 1362820080 | centr | 09- | 1460/525 | 11.0274.2 |
| DUCATO 250-290 _ 140 NP medium wheelbase | 1361719080 | rear LH | 09- | 2580/2410 | 11.0278.2 |
| DUCATO 250-290 _ 140 NP medium wheelbase | 1361718080 | rear RH | 09- | 2640/2470 | 11.0277.2 |
| DUCATO 250-290 _ 140 NP long/extra long wheelbase | 1361720080 | rear LH | 09- | 2680/2505 | 11.0276.2 |
| DUCATO 250-290 _ 140 NP long/extra long wheelbase | 1361721080 | rear RH | 09- | 2715/2545 | 11.0275.2 |

| application | OE reference | pos | year | length | code |
|--|------------------------------------|---------|-------|--------------------|------------------|
| FIORINO | | | | | |
| FIORINO _ all | 4233045-4261125-4261126-HB16735800 | rear | 77- | 2300/815 +815 | 11.0208 |
| FIORINO _ all DS/Brasil | 4362077 | rear | 82- | 2300/815 +815 | 11.0209 |
| FIORINO _ all | 7522590-50003039 | rear | 88- | 2840/1160 +1160 | 11.0293 |
| FIORINO _ all DS/Brasil | 5969735 | rear | 88- | 2840/1160 +1155 | 11.0262 |
| FIORINO _ all | 7739156 | rear | 93- | 3140/1205 +1210 | 11.0294 |
| FIORINO _ all BZ | 51784535-474642 | rear LH | 07- | 1660/1415 | 11.0226.2 |
| FIORINO _ all BZ | 51784533-52088171-474643 | rear RH | 07- | 1715/1440 | 11.0227.2 |
| FIORINO _ all DS/GNC | 51784536-52051191-52088174-474644 | rear LH | 07- | 1695/1400 | 11.0228.2 |
| FIORINO _ all DS/GNC | 51784534-52051190-52088172-474645 | rear RH | 07- | 1730/1435 | 11.0229.2 |
| IVECO DAILY - GRINTA | | | | | |
| DAILY (I) _ all short wheelbase 30.8-35.8-40.10-45.10-49.10 | 93807299 | front | 78-89 | 1200/385 | 11.0279 |
| DAILY (I) _ all short wheelbase 35.10 | 93801422 | front | 85-89 | 1255/1030 | 11.0247 |
| DAILY (I) _ all medium wheelbase 30.8-35.8-40.10-45.10-49.10 | 93807295 | front | 78-89 | 1605/385 | 11.0280 |
| DAILY (I) _ all medium wheelbase 35.10 | 93801912 | front | 85-89 | 1650/1435 | 11.0248 |
| DAILY (I) _ all long wheelbase 30.8-35.8-40.10-45.10-49.10 | 93807304 | front | 78-89 | 2005/390 | 11.0281 |
| DAILY (I) _ all long wheelbase 35.10 | 93801943 | front | 85-89 | 2055/1835 | 11.0249 |
| DAILY (I) _ all 40.8 | 93808122 | front | 78-89 | 2355/380 | 11.2220 |
| DAILY (I) _ all single wheels 30.8-35.8-40.8 | 93801489 | rear | 78-89 | 2695/1070 +1070 | 11.0251 |
| DAILY (I) _ all twin wheels 30.8-35.8-40.8 | 93801482 | rear | 78-89 | 2390/920 +920 | 11.0250 |
| DAILY (I) _ all single wheels 35.10-40.10 | 7169715 | rear | 85-89 | 2650/1060 +1060 | 11.0295 |
| DAILY (I) _ all twin wheels 35.10-40.10 | 7169714 | rear | 85-89 | 2510/980 +980 | 11.0296 |
| DAILY (I) _ all 45.10-49.10 | 7166079 | rear | 85-89 | 2500/960 +960 | 11.0265 |
| DAILY (II) _ all 2800 wheelbase 30.8-35.8-35.10-35.12-45.10-49.10-49.12 | 93812314 | front | 89-96 | 1140/775 | 11.2211 |
| DAILY (II) _ all short wheelbase 40.10 | 93801422 | front | 90-96 | 1255/1030 | 11.0247 |
| DAILY (II) _ all 3310 wheelbase 30.8-35.8-35.10-35.12-45.10-49.10-49.12 | 93812315 | front | 89-96 | 1645/880 | 11.2212 |
| DAILY (II) _ all medium wheelbase 40.10 | 93801912 | front | 90-96 | 1650/1435 | 11.0248 |
| DAILY (II) _ all 3600 wheelbase 30.8-35.8-35.10-35.12-45.10-49.10-49.12 | 93812316 | front | 89-96 | 1930/880 | 11.2213 |
| DAILY (II) _ all long wheelbase 40.10 | 93801943 | front | 90-96 | 2055/1835 | 11.0249 |
| DAILY (II) _ all 30.8-30.10-35.8-35.10-35.12-45.10-49.10-49.12 | 503642670-93821391 | front | 96-99 | 1020/735 | 11.0294.1 |

BRAKE CABLES

Cavi freno a mano - Handbremsseile - Cables de frein - Mando freno



| application | OE reference | pos | year | length | code |
|---|----------------------|------------|-------|--------------------|------------------|
| > IVECO DAILY - GRINTA | | | | | |
| DAILY (II) TURBODAILY _ all 3600 wheelbase 30.10-35.10-35.12-49.10-49.12 | 93815550 | front | 96-99 | 1855/935 | 11.2218 |
| DAILY (II) TURBODAILY _ all 3950 wheelbase 30.10-35.10-35.12-45.10-45.12-49.10-49.12 | 93821392 | front | 96-99 | 2210/1345 | 11.2219 |
| DAILY (II) TURBODAILY _ all 3310 wheelbase 59.12 | 93812534 | front | 91-99 | 1520/890 | 11.2214 |
| DAILY (II) TURBODAILY _ all 3600 wheelbase 59.12 | 93812535 | front | 91-99 | 1810/890 | 11.2215 |
| DAILY (II) TURBODAILY _ all 3950 wheelbase 59.12 | 93812536 | front | 91-99 | 2130/1280 | 11.2216 |
| DAILY (II) TURBODAILY _ all 4180 wheelbase 59.12 | 93812537 | front | 91-99 | 2365/1520 | 11.2217 |
| DAILY (II) _ all 30.8-35.8 | 7169715 | rear | 89-96 | 2650/1060 +1060 | 11.0295 |
| DAILY (II) _ all 35.10-35.12-40.10 | 99443476 | rear | 89-96 | 2765/980 +980 | 11.0222.2 |
| DAILY (II) _ all 45.10-45.12-49.10-49.12 | 99443478 | rear | 89-96 | 2730/960 +960 | 11.0256.1 |
| DAILY (II) _ all 35.8-35.10-35.12-40.10-45.10-45.12-49.10-49.12 | 99434589 | rear | 96-99 | 2670/980 +980 | 11.0234.1 |
| DAILY (II) _ all 59.12 | 93812499 | rear | 96-99 | 2900/980 +980 | 11.0257.1 |
| DAILY (II) TURBODAILY _ all 30.10-35.10-35.12 | 99461607 | rear | 89-99 | 2885/1080 +1080 | 11.0235.1 |
| DAILY (II) TURBODAILY _ all 40.10 | 7169714 | rear | 89-96 | 2510/980 +980 | 11.0296 |
| DAILY (II) TURBODAILY _ all 45.10-45.12-49.10-49.12 | 7169752 | rear | 89-99 | 2475/965 +965 | 11.0297 |
| DAILY (III) _ all 3000 wheelbase 35C-40C-45C-50C-65C | 500334918 | front | 98-09 | - | 11.0288.2 |
| DAILY (III) _ all 3300 wheelbase 35C-40C-45C-50C-65C | 500334919 | front | 98-09 | 1595/920 | 11.0287.2 |
| DAILY (III) _ all 35C-40C-45C-50C | 500362730-504003617 | rear LH-RH | 98-09 | 1315/980 | 11.0255.1 |
| DAILY (III) _ all 65C | 500352988-2997362 | rear LH-RH | 98-06 | 1445/1080 | 11.2223 |
| DAILY (III) _ all 65C | 504082064-2997361 | rear LH-RH | 98-06 | 1425/1080 | 11.2224 |
| DAILY (III) _ all 29L-35S | 500322988 | rear LH-RH | 98-09 | 1315/960 | 11.0221.2 |
| DAILY (IV)(V) _ all 3000 wheelbase 35C-40C-45C-50C-55C | 504160483 | front | 06- | 1550/710 | 11.0289.2 |
| DAILY (IV)(V) _ all 3300 wheelbase 35C-40C-45C-50C-60C-65C | 504160484 | front | 06- | 1890/1245 | 11.0290.2 |
| DAILY (IV)(V) _ all 3450 wheelbase 35C-40C-45C-50C-60C-65C-70C | 504160485 | front | 09- | 2030/1245 | 11.0291.2 |
| DAILY (IV)(V) _ all 3000 wheelbase 29L-29S-35S | 504160478 | front | 06- | 1480/710 | 11.0293.2 |
| DAILY (IV)(V) _ all 3300 wheelbase 29L-29S-35S | 504160479 | front | 06- | 1775/710 | 11.0294.2 |
| DAILY (IV)(V) _ all 3450 wheelbase 29L-29S-35S | 504160481-504162584 | front | 09- | - | 11.0296.2 |
| DAILY KOMBI (IV)(V) _ all 3950 wheelbase 29L-29S-35C-35S-40C-45C-50C-60C-65C-70C | 504160487-5801577085 | front | 06- | 2520/1600 | 11.0297.2 |

| application | OE reference | pos | year | length | code |
|-------------|--------------|-----|------|--------|------|
|-------------|--------------|-----|------|--------|------|

> IVECO DAILY - GRINTA

| | | | | | |
|-----------------------------|-----------|------------|-----|----------|----------------|
| DAILY (IV)(V)(VI) _ all 35C | 504201378 | rear LH-RH | 06- | 1210/865 | 11.2221 |
|-----------------------------|-----------|------------|-----|----------|----------------|



| | | | | | |
|---|--------------------------------|------------|-----|-----------|------------------|
| DAILY (IV)(V)(VI) _ all 35C | 504347502 | rear LH-RH | 09- | 1265/920 | 11.0254.2 |
| DAILY (IV)(V)(VI) _ all 40C-45C-50C | 504201427-504347504 | rear LH-RH | 06- | 1320/980 | 11.0252.2 |
| DAILY (IV)(V)(VI) _ all 55C-60C-65C-70C | 504201428-504347505-5802235437 | rear LH-RH | 06- | 1465/1140 | 11.0298.2 |
| DAILY (IV)(V) _ all 29L-29S-35S | 504201383-504347501 | rear LH-RH | 06- | 1415/1060 | 11.0253.2 |

SCUDO

| | | | | | |
|--|--|------------|-----|-----------|------------------|
| SCUDO _ all short wheelbase | 1400813180-1472957080-1487276080-4745E9-4745T5 | front | 96- | 500/255 | 11.0222.1 |
| SCUDO _ all long wheelbase | 1400813280-1484375080-1484385080-4745P0 | front | 96- | 900/660 | 11.0262.1 |
| SCUDO _ all (drum brake) | 1473322080-1475986080-4745F2 | rear LH | 96- | 1065/770 | 11.0210.1 |
| SCUDO _ all (drum brake) | 1473321080-4745F3 | rear RH | 96- | 2285/2065 | 11.0209.1 |
| SCUDO _ all (disc brake) | 1472959080-4745F4 | rear LH | 96- | 1255/1065 | 11.0224.1 |
| SCUDO _ all (disc brake) | 1472958080-4745F5 | rear RH | 96- | 2205/2080 | 11.0223.1 |
| SCUDO _ all | 1400813580-474622 | front | 07- | 500/310 | 11.0217.2 |
| SCUDO _ all | 1400950680-1401215380-1401441780 474607-474623-474652 | front | 07- | 1765/1610 | 11.0279.2 |
| SCUDO _ all (drum brake) | 1400203780-1440125280-474610-474672 | rear LH-RH | 07- | 1495/1275 | 11.0214.2 |
| SCUDO _ all (disc brake) short wheelbase | 1400203680-474611-9809533480 | rear LH-RH | 07- | 1610/1465 | 11.0215.2 |



| | | | | | |
|---|------------------------------|------------|-----|-----------|------------------|
| SCUDO _ all (disc brake) long wheelbase | 1400204880-474612-9809533580 | rear LH-RH | 07- | 1735/1600 | 11.0216.2 |
|---|------------------------------|------------|-----|-----------|------------------|

STRADA

| | | | | | |
|----------------------|-------------------|---------|-----|-----------|------------------|
| STRADA PICK-UP _ all | 46471702-51918394 | rear LH | 99- | 1710/1450 | 11.0273.1 |
| STRADA PICK-UP _ all | 46471701-51918391 | rear RH | 99- | 1710/1450 | 11.0272.1 |

TALENTO

| | | | | | |
|---------------|---------|-------|-------|-------------------|----------------|
| TALENTO _ all | 7641373 | front | 89-94 | 1685/1555 | 11.0276 |
| TALENTO _ all | 7641374 | rear | 89-94 | 2250/1000 +930 | 11.0277 |

BRAKE CABLES

Cavi freno a mano - Handbremsseile - Cables de frein - Mando freno


| application | OE reference | pos | year | length | code |
|-------------|--------------|-----|------|--------|------|
|-------------|--------------|-----|------|--------|------|

FORD

B-MAX

| | | | | | |
|-------------|--|------------|-----|-------------------------|------------------|
| B-MAX _ all | 1534504-1751871-1822789-8V512853AA D65144150A-D65144150B | front | 12- | 410 | 13.0282.1 |
| B-MAX _ all | 1544245-1708220-1781445-1831613-1949912 8V512A603AC-8V512A603AJ-8V512A603AP | rear | 12- | 1360/1195 +1325/1170 | 13.0283.1 |
| B-MAX _ all | 1514201-1753622-1757739-8V512A635AB 8V512A635AD-D65144430A | rear LH-RH | 12- | 160 | 13.0293.1 |

C-MAX

| | | | | | |
|--|--|-------|-----|-------------------------|------------------|
| C-MAX (I) _ all | 1321246-1371043-1405505-1674968-3M512780DB 3M512780DC-3M512853AA | front | 07- | 335 | 13.0242.1 |
| C-MAX (I)(II) _ all | 1420259-1676740-3M512853CC-30760198 | front | 07- | 340 | 13.0262.1 |
|  | | | | | |
| C-MAX (II), GRAND C-MAX _ all | 1694256-AV612853AA | front | 10- | 295 | 13.0230.2 |
| C-MAX (I) _ all | 1355127-1416442 | rear | 07- | 1870/1740 +1830/1700 | 13.0243.1 |
| C-MAX (I) _ all | 1319486-1323904-1490515-1525804-1707757 3M512A603AF-3M512A603BP-3M512A603FB | rear | 07- | 1855/1740 +1810/1700 | 13.0250.1 |
| C-MAX (II) _ all | 1710276-1720939-1740058-1755767-2074151 AV612A603BJ-AV612A603BH-BV612A603BE | rear | 10- | 1940/1825 +1870/1750 | 13.0298.1 |
| GRAND C-MAX _ all | 1686653-1710275-1721768-1730939-1738073 1757287-2015413-AV612A603AF-AV612A603AH | rear | 10- | 1990/1885 +1925/1805 | 13.0208.2 |

CAPRI

| | | | | | |
|---------------------------------|----------------------------|------|-------|----------|----------------|
| CAPRI _ all | 1451800 | rear | 68-74 | 1525 | 13.0210 |
| CAPRI, CAPRI MK _ 1.3, 1.6, 2.0 | 1561302-1561303-75EB2853AB | rear | 74- | 2035/790 | 13.0212 |
| CAPRI, CAPRI MK _ 2.8, 3.0 | 6034286 | rear | 74- | 1970/920 | 13.0213 |

CORTINA


| | | | | | |
|---------------|-----------------|------|-----|------------------|----------------|
| CORTINA _ all | 1505906-1505907 | rear | -75 | 3180/810 +780 | 13.0214 |
| CORTINA _ all | 6041419 | rear | 75- | 3190/860 +785 | 13.0215 |

COUGAR

| | | | | | |
|--------------|--|-------|-----|-----------|----------------|
| COUGAR _ all | 6750550 | front | 98- | 295 | 13.0272 |
| COUGAR _ all | 1007172-1038834-1050100-1060214-1078045 1093544-1103618-6944442-98BG2A809BD | rear | 98- | 1460/1215 | 13.0286 |

| application | OE reference | pos | year | length | code |
|-------------|--------------|-----|------|--------|------|
|-------------|--------------|-----|------|--------|------|

ECOSPORT

| | | | | | |
|--|--|------------|-----|-------------------------|------------------|
| ECOSPORT _ all | 5065651 | front | 11- | 310 | 13.0227.2 |
|  | | | | | |
| ECOSPORT _ all | 1782871-1801942-1850157-CN152A603AA CN152A603AB-CN152A603AC | rear | 11- | 1345/1185 +1410/1245 | 13.0210.2 |
| ECOSPORT _ all | 1782872-2126594-CN152A635AA-CN152A635AB | rear LH-RH | 11- | 185 | 13.0209.2 |

ESCORT

| | | | | | |
|---|--|---------|-------|-------------------------|------------------|
| ESCORT (I) _ all | 1464467-1464468 | rear | 68-76 | 1670/790 | 13.0205 |
| ESCORT (II) _ all | 6033183-6033184-75AB2853AB | rear | 73-81 | 1905/865 | 13.0206 |
| ESCORT (III) _ all | 1619118-6094082 | front | 80-86 | 160 | 13.0207 |
| ESCORT (III) _ all | 6092734-6130715 | rear LH | 80-84 | 1575/1275 | 13.0209 |
| ESCORT (III) _ all | 6081825-6130714-6137663 | rear RH | 80-84 | 1320/1145 | 13.0208 |
| ESCORT (III) _ 1.1, 1.3, 1.6, 1.6 D | 6141433 | rear | 84-86 | 2945/1270 +1140 | 13.0248 |
| ESCORT (III) _ 1.6 i/RS | 6141434-6148023 | rear | 84-86 | 2965/1265 +1130 | 13.0228 |
| ESCORT (III) _ all CABRIOLET, XR3i | 1613311-6131134 | rear LH | 83-85 | 1605/1285 | 13.0226 |
| ESCORT (III) _ all CABRIOLET, XR3i | 1613310-6131133 | rear RH | 83-85 | 1350/1160 | 13.0227 |
| ESCORT (IV)(V) _ all | 1656491-6502746 | front | 83-95 | 150 | 13.0237 |
| ESCORT (VI) _ all | 1002209-1020645-1027516-1064455-1078377 1112752-95AB2853AA-95AB2853AC | front | 95- | 275 | 13.0283 |
| ESCORT (IV) _ 1.1, 1.3, 1.4, 1.6, 1.6 D | 6148022-6158711-6161952-6168200 | rear | 84-90 | 2945/1255 +1140 | 13.0235 |
| ESCORT (IV) _ 1.6 i/RS/XR3i | 6161953-6168201-83AB2A603BF | rear | 84-90 | 2960/1245 +1125 | 13.0229 |
| ESCORT (V) _ all | 1664643-1664644-1664872 | rear | 90-91 | 1625/1315 +1595/1380 | 13.0249 |
| ESCORT (V) _ all | 6637334-6676122-6676123-6912221-6920298 | rear | 91-92 | 3275/1405 +1315 | 13.0257 |
| ESCORT (V) _ all | 1664703-1664811-1664975 | rear | 92-95 | 3330/1375 +1310 | 13.0270 |
| ESCORT (V) _ RS 2000 | 6676125 | rear | 91-95 | 3150/1390 +1270 | 13.0261 |
| ESCORT (VI) _ all (drum brake) | 1010349-1036199-7297305-7402912 95AB2A603BC-95AB2A603BE | rear | 95- | 1700/1510 +1665/1480 | 13.0215.1 |
| ESCORT (VI) _ all (disc brake) | 1010354-1036203-7402916-95AB2A603FC 95AB2A603FD-95AB2A603FE | rear | 95- | 1640/1475 +1605/1445 | 13.0214.1 |
| ESCORT (VI) _ RS 2000 4WD | 1036208-7402918-95AB2A603HB-95AB2A603HC | rear | 95-98 | 1640/1465 +1640/1465 | 13.0284 |
| ESCORT (V)(VI) _ RS COSWORTH | 7009327-V92AB2A603AB | rear | 92-98 | 3220/1030 +930 | 13.0262 |

BRAKE CABLES

Cavi freno a mano - Handbremsseile - Cables de frein - Mando freno



| application | OE reference | pos | year | length | code |
|---------------------------------|--|------------|-------|-------------------------|------------------|
| FIESTA | | | | | |
| FIESTA (I) _ all | 6054814-6094081 | front | 76-83 | 630 | 13.0200 |
| FIESTA (I) _ all | 6040610-6056822 | rear LH | 76-83 | 1310 | 13.0202 |
| FIESTA (I) _ all | 6040602-6056818 | rear RH | 76-83 | 500 | 13.0201 |
| FIESTA (II) _ all | 1619118-6094082 | front | 83-89 | 160 | 13.0207 |
| FIESTA (II) _ all | 6135184-6139621-84FB2A603AD | rear | 83-85 | 2715/1105 +1120 | 13.0204 |
| FIESTA (II) _ all | 1627591-6148322-6159054-6163735-6168202 6169520 | rear | 85-89 | 2750/1125 +1095 | 13.0234 |
| FIESTA (III) _ all | 1656491-6502746 | front | 89-97 | 150 | 13.0237 |
| FIESTA (III) _ all | 1656490-1659647-1659671-6186708-6194459 6199522 | rear | 89-91 | 3265/1395 +1340 | 13.0236 |
| FIESTA (III) _ all | 6658751 | rear | 91-94 | 3240/1400 +1340 | 13.0259 |
| FIESTA (III) _ all | 6920299-7127225 | rear | 94-97 | 3275/1395 +1385 | 13.0260 |
| FIESTA (IV) _ all | 1004542-1079068-1131657-1151332-1310482 15512853AB-15512853AC-1E0044150A-1E0044150B | front | 95-00 | 320 | 13.0275 |
| FIESTA (IV)(V) _ all | 1205735-2S612853AC-DD3244150 | front | 00- | 300 | 13.0218.1 |
| FIESTA (IV) _ all | 1018642-1035693-1041713-1042338-1312641 3S512A603AA-1E0044410A-1E0044410B | rear | 95-98 | 1635/1445 +1580/1400 | 13.0278 |
| FIESTA (IV) _ all | 1077296-1095563-1095564-96FB2A603AH 96FB2A603AJ-97KB2A603AD | rear | 98-01 | 1635/1445 +1580/1385 | 13.0299 |
| FIESTA (IV)(V) _ all | 1140391-1201199-1206909-1211024-1445646 1446193-1502612-2S612A603AE-D35044400C | rear | 01-10 | 1440/1255 +1295/1110 | 13.0220.1 |
| | | | | | |
| FIESTA (V) _ all (drum brake) | 1094178-1209852-1220462-1226763-1232018 1253162-98AG2A635AG-D35044430C-D35044430D | rear LH-RH | 01-10 | 175 | 13.0221.1 |
| | | | | | |
| FIESTA (V) _ ST150 | 1333953-1339274-1355434-1359528-1445972 1502610-4N112A603AD-4N112A603AE | rear | 05-08 | 1750/1580 +1600/1440 | 13.0249.1 |
| FIESTA (VI) _ all | 1534504-1751871-1822789-8V512853AA D65144150A-D65144150B | front | 08- | 410 | 13.0282.1 |
| FIESTA (VI) _ all (drum brake) | 1544245-1708220-1781445-1831613-1949912 8V512A603AC-8V512A603AJ-8V512A603AP | rear | 08- | 1360/1195 +1325/1170 | 13.0283.1 |
| FIESTA (VI) _ all (drum brake) | 1514201-1753622-1757739-8V512A635AB 8V512A635AD-D65144430A | rear LH-RH | 08- | 160 | 13.0293.1 |
| FIESTA (VI) _ all (disc brake) | 1805819-1806161-1818953-1838140-1933627 1935106-2022023-C1BC2A603AB-C1BC2A603AD | rear | 08- | 1625/1410 +1590/1410 | 13.0299.1 |
| FIESTA (VII) _ all (drum brake) | 2206084 | rear | 17- | 1365/1200 +1330/1170 | 13.0232.2 |
| FIESTA (VII) _ all (disc brake) | 2206410 | rear | 17- | 1690/1545 +1650/1500 | 13.0233.2 |

| application | OE reference | pos | year | length | code |
|--|--|------------|-------|-------------------------|------------------|
| FOCUS | | | | | |
| FOCUS (I) _ all | 1076707-1073151-98AG2853AF-YS4Z2853AA | front | 98-01 | 320 | 13.0219.1 |
| FOCUS (I) _ all | 1228027-98AG2853AH | front | 01-07 | 330 | 13.0236.1 |
| FOCUS (I) _ all (drum brake) | 1064277-1065660-1069081-1085063-1088017 1097285-98AG2A603AJ-YS4Z2A603AB | rear | 98-01 | 1480/1320 +1480/1320 | 13.0296 |
| FOCUS (I) _ all (drum brake) | 1205576-1253158-3S412A603CB-98AG2A603AN | rear | 01-07 | 1480/1320 +1480/1320 | 13.0230.1 |
| FOCUS (I) _ all (drum brake) | 1094178-1209852-1220462-1226763-1232018 1253162-98AG2A635AG-D35044430C-D35044430D | rear LH-RH | 98-07 | 175 | 13.0221.1 |
| FOCUS (I) _ all (disc brake) | 1064279-1065661-1069082-1087208-1088016 1101841-98AG2A603BJ-98AG2A603BK | rear | 98-01 | 1765/1585 +1765/1585 | 13.0295 |
| FOCUS (I) _ all (disc brake) | 1143926-1253159-3S412A603DB-98AG2A603BL | rear | 01-07 | 1765/1585 +1765/1585 | 13.0229.1 |
| | | | | | |
| FOCUS (I) _ all RS/ST170 | 1144498-1148768-1250944-1306212-1M502A603AA 1M502A603AD | rear | 02-04 | 1770/1590 +1770/1590 | 13.0296.1 |
| FOCUS (II), FOCUS C-MAX _ all | 1321246-1371043-1405505-1674968-3M512780DB 3M512780DC-3M512853AA | front | 03-06 | 335 | 13.0242.1 |
| FOCUS (II), FOCUS C-MAX _ all | 1420259-1676740-3M512853CC-30760198 | front | 06-12 | 340 | 13.0262.1 |
| FOCUS (II) _ all (drum brake) | 1328199-1347494-1355126-3M512A603AN 3M512A603AR | rear | 03-05 | 1500/1390 +1450/1340 | 13.0244.1 |
| FOCUS (II) _ all (drum brake) | 1340831-1366384-1431308-3M512A603AS 3M512A603AT | rear | 05-08 | 1500/1390 +1450/1340 | 13.0246.1 |
| FOCUS (II) _ all (drum brake) | 1492822-1525803-1707756-3M512A603EA 3M512A603EB-3M512A603EC | rear | 08-12 | 1485/1385 +1435/1335 | 13.0253.1 |
| FOCUS (II) _ all (drum brake) | 1340832-3M512A635AD-3M512A635AE | rear LH-RH | 03-07 | 230 | 13.0240.1 |
| FOCUS (II) _ all (drum brake) | 1317895-1492823-1525806-3M512A635BA 3M512A635BB | rear LH-RH | 07-12 | 225 | 13.0211.2 |
| FOCUS (II) _ all (disc brake) FOCUS C-MAX _ all (manual park cable) | 1355127-1416442 | rear | 03-08 | 1870/1740 +1830/1700 | 13.0243.1 |
| FOCUS (II) _ all (disc brake) FOCUS C-MAX _ all (manual park cable) | 1319486-1323904-1490515-1525804-1707757 3M512A603AF-3M512A603BP-3M512A603FB | rear | 08-12 | 1855/1740 +1810/1700 | 13.0250.1 |
| FOCUS (III) _ all | 1711523-1773273-1881593-BV612853AA | front | 10- | 305 | 13.0294.1 |
| FOCUS (III) _ all | 1711524-1729698-1824930-1900071 BV612853BA-BV612853BB-DV612853AB | front | 10- | 330 | 13.0268.1 |
| FOCUS (III) _ all (drum brake) | 1728853-17368414-1756206-2014116-1740056 BV612A603AG-BV612A603AH-BV612A603AJ | rear | 10- | 1545/1435 +1460/1355 | 13.0212.2 |
| FOCUS (III) _ all (drum brake) | 1688323-BV612A635AA | rear LH-RH | 10- | 230 | 13.0295.1 |
| FOCUS (III) _ all (disc brake) | 1710276-1720939-1740058-1755767-2074151 AV612A603BJ-AV612A603BH-BV612A603BE | rear | 10- | 1940/1825 +1870/1750 | 13.0298.1 |

BRAKE CABLES

Cavi freno a mano - Handbremsseile - Cables de frein - Mando freno



| application | OE reference | pos | year | length | code |
|-------------|--------------|-----|------|--------|------|
|-------------|--------------|-----|------|--------|------|

FUSION

| | | | | | |
|---------------------------|--|------------|-------|-------------------------|------------------|
| FUSION _ all | 1205735-2S612853AC-DD3244150 | front | 02-12 | 300 | 13.0218.1 |
| FUSION _ all | 1140391-1201199-1206909-1211024-1445646 1446193-1502612-2S612A603AE-D35044400C | rear | 02-12 | 1440/1255 +1295/1110 | 13.0220.1 |
| FUSION _ all (drum brake) | 1094178-1209852-1220462-1226763-1232018 1253162-98AG2A635AG-D35044430C-D35044430D | rear LH-RH | 02-12 | 175 | 13.0221.1 |

GALAXY

| | | | | | |
|--------------------------------|---|------------|-------|-----------|------------------|
| GALAXY (WGR) _ all | 1013482-95VW2A604AC-7M0711472A-7M3711472 | centr | 95-06 | 650 | 13.0290 |
| GALAXY (WGR) _ all exc. 2.8 v6 | 7201624-95VW2A603AC-7M0609701B-7M3609701C | rear LH-RH | 95-06 | 1295/1130 | 13.0280 |
| GALAXY (WGR) _ 2.8 v6 | 1109023-1496270-6M212A603AA-7M3609701D | rear LH-RH | 00-06 | 1320/1155 | 13.0261.1 |
| GALAXY (WA6) _ all | 1381417-1384686-1425834-1439905-6G912A635EE | rear LH | 06-07 | 2065/1860 | 13.0248.1 |
| GALAXY (WA6) _ all | 1468846-1510211-1706434-6G912A635EG | rear LH | 07-15 | 2080/1865 | 13.0285.1 |
| GALAXY (WA6) _ all | 1379944-1384688-1425835-1439906-6G912B700EE | rear RH | 06-07 | 2065/1855 | 13.0247.1 |
| GALAXY (WA6) _ all | 1469021-1545340-1711718-6G912B700EG | rear RH | 07-15 | 2070/1860 | 13.0286.1 |

GRANADA

| | | | | | |
|---------------|--|------|-------|-------------------|----------------|
| GRANADA _ all | 6057572 | rear | 77-85 | 3520/800 +780 | 13.0219 |
| GRANADA _ all | 6154286-6168203-6194542-6676649-6779443 85GB2A603AE-85GB2A603AH | rear | 85-94 | 3725/1025 +920 | 13.0263 |

KA

| | | | | | |
|--|--|------------|-------|-------------------------|------------------|
| KA (RB) _ all STREET KA (RL2) _ all | 1004542-1079068-1131657-1151332-1310482 1S512853AB-1S512853AC-1E0044150A-1E0044150B | front | 96-06 | 320 | 13.0275 |
| KA (RB) _ all | 1527247-5S512853AA | front | 06-08 | 335 | 13.0256.1 |
| KA (RB) _ all | 1018642-1035693-1041713-1042338-1312641 3S512A603AA-1E004410A-1E004410B | rear | 95-98 | 1635/1445 +1580/1400 | 13.0278 |
| KA (RB) _ all STREET KA (RL2) _ all | 1015419-1306275 | rear | 98-06 | 1645/1455 +1590/1395 | 13.0237.1 |
| KA (RB) _ 1.3 i | 1479552-5S512A603BA | rear | 06-08 | 1625/1450 +1575/1400 | 13.0257.1 |
| KA (RB) _ 1.6 i | 1479551-5S512A603AA | rear | 06-08 | 1625/1450 +1575/1400 | 13.0258.1 |
| KA (RU8) _ all | 1541339-9S512A603BA | rear LH | 08- | 1400/1165 | 13.0255.1 |
| KA (RU8) _ all | 1541338-9S512A603AA | rear RH | 08- | 1430/1190 | 13.0254.1 |
| KA+ (UK, FK) _ all | 5065651 | front | 14- | 310 | 13.0227.2 |
| KA+ (UK, FK) _ all | 1893875 | rear | 14- | - | 13.0236.2 |
| KA+ (UK, FK) _ all | 1514201-1753622-1757739-8V512A635AB 8V512A635AD-D65144430A | rear LH-RH | 14- | 160 | 13.0293.1 |

KUGA

| | | | | | |
|-----------------|--|-------|-------|-------------------------|------------------|
| KUGA (I) _ all | 1501846-1517528-7M512853AB | front | 08-12 | 360 | 13.0259.1 |
| KUGA (I) _ all | 1501658-1508017-1534267-1540884-1707759 8V412A603AA-8V412A603AB-8V412A603AD | rear | 08-12 | 1935/1805 +1850/1720 | 13.0260.1 |
| KUGA (II) _ all | 1805451-2015799-5205599-CV612A603BB CV612A603BC-CV612A603BD | rear | 12- | 2020/1900 +1925/1805 | 13.0200.2 |

| application | OE reference | pos | year | length | code |
|--|---|------------|-------|-------------------------|------------------|
| MAVERICK | | | | | |
| MAVERICK _ all short wheelbase | 1954196-1961868-365310F001-365310F000 | rear LH | 93-98 | 1320/1125 | 28.0269 |
| MAVERICK _ all short wheelbase | 1954194-1961866-365300F001-365300F000 | rear RH | 93-98 | 1350/1155 | 28.0270 |
| MAVERICK _ all long wheelbase | 1954197-1961869-365310F601-365310F600 | rear LH | 93-98 | 1460/1270 | 28.0271 |
| MAVERICK _ all long wheelbase | 1954195-1961867-365300F601-365300F600 | rear RH | 93-98 | 1475/1285 | 28.0272 |
| MONDEO | | | | | |
| MONDEO (I)(II) _ all | 7264793-93BB2A603AC-93BB2A603AF | front | 93-00 | 270 | 13.0281 |
| MONDEO (I)(II) _ all (drum brake) | 1005567-1005568-1019239-1046069-1046070 1060213-1078043-1078044-1093543-F5RZ2A635C | rear LH-RH | 93-00 | 1615/1325 | 13.0285 |
| MONDEO (I)(II) _ all (disc brake) | 1007172-1038834-1050100-1060214-1078045 1093544-1103618-6944442-98BG2A809BD | rear LH-RH | 93-00 | 1460/1215 | 13.0286 |
| MONDEO TURNIER SW (I)(II) _ all (drum brake) | 6854704-6924890-F5RZ2A635A | rear LH-RH | 93-96 | 1575/1330 | 13.0265 |
| MONDEO TURNIER SW (I) _ all (disc brake) | 1108004-6854705-7043631 | rear LH-RH | 93-96 | 1595/1385 | 13.0268 |
| MONDEO TURNIER SW (II) _ all (disc brake) | 1005574-1019240-1040745-1040768-1048069 | rear LH-RH | 96-00 | 1645/1395 | 13.0282 |
| MONDEO (III) _ all | 1121869-1220590-1221413-1349905-1S712A603AA | front | 00-07 | 305 | 13.0235.1 |
| MONDEO (III) _ all | 1116840-1117105-1126842-1221742-1332884 1358881-1447430-1S712A809AG | rear LH-RH | 00-07 | 1735/1530 | 13.0222.1 |
| | | | | | |
| MONDEO TURNIER SW (III) _ all | 1116841-1117106-1126843-1208432-1220591 1332885-1358882-1447432-1S712A809BM | rear LH-RH | 00-07 | 1720/1515 | 13.0223.1 |
| | | | | | |
| MONDEO (IV) _ all | 1468846-1510211-1706434-6G912A635EG | rear LH | 07- | 2080/1865 | 13.0285.1 |
| MONDEO (IV) _ all | 1469021-1545340-1711718-6G912B700EG | rear RH | 07- | 2070/1860 | 13.0286.1 |
| ORION | | | | | |
| ORION (I) _ all | 1619118-6094082 | front | 83-86 | 160 | 13.0207 |
| ORION (I) _ all | 6092734-6130715 | rear LH | 83-84 | 1575/1275 | 13.0209 |
| ORION (I) _ all | 6081825-6130714-6137663 | rear RH | 83-84 | 1320/1145 | 13.0208 |
| ORION (I) _ 1.6 i | 1613311-6131134 | rear LH | 83-84 | 1605/1285 | 13.0226 |
| ORION (I) _ 1.6 i | 1613310-6131133 | rear RH | 83-84 | 1350/1160 | 13.0227 |
| ORION (I) _ all | 6141433 | rear | 84-86 | 2945/1270 +1140 | 13.0248 |
| ORION (II)(III) _ all | 1656491-6502746 | front | 85-96 | 150 | 13.0237 |
| ORION (II) _ all | 6141434-6148023 | rear | 85-89 | 2965/1265 +1130 | 13.0228 |
| ORION (II)(III) _ all | 1664643-1664644-1664872 | rear | 89-91 | 1625/1315 +1595/1380 | 13.0249 |
| ORION (III) _ all | 6637334-6676122-6676123-6912221-6920298 | rear | 91-92 | 3275/1405 +1315 | 13.0257 |
| ORION (III) _ all | 1664703-1664811-1664975 | rear | 92-94 | 3330/1375 +1310 | 13.0270 |

BRAKE CABLES

Cavi freno a mano - Handbremsseile - Cables de frein - Mando freno



| application | OE reference | pos | year | length | code |
|-------------|--------------|-----|------|--------|------|
|-------------|--------------|-----|------|--------|------|

PUMA

| | | | | | |
|----------|--|-------|-------|-------------------------|----------------|
| PUMA_all | 1004542-1079068-1131657-1151332-1310482 1S512853AB-1S512853AC-1E0044150A-1E0044150B | front | 97-02 | 320 | 13.0275 |
| PUMA_all | 1018642-1035693-1041713-1042338-1312641 3S512A603AA-1E0044410A-1E0044410B | rear | 97-98 | 1635/1445 +1580/1400 | 13.0278 |
| PUMA_all | 1077296-1095563-1095564-96FB2A603AH 96FB2A603AJ-97KB2A603AD | rear | 98-01 | 1635/1445 +1580/1385 | 13.0299 |

RANGER

| | | | | | |
|--------------------------------------|--|---------|-------|-----------|------------------|
| RANGER (I) _ 2.5 TD 4WD | 1332890-5025623-XM342A823BB-UH7444420A | rear LH | 97-06 | 2590/2280 | 13.0237.2 |
| RANGER (I) _ 2.5 TD 4WD | 1332891-3926394-XM342A604BB-UH7444410A | rear RH | 97-06 | 1765/1475 | 13.0238.2 |
| RANGER (II) _ 2.5 TDdi, 3.0 TDCi | 1456193-5025630-6M342A823BB-UR5844420A | rear LH | 06-12 | 2640/2340 | 13.0239.2 |
| RANGER (II) _ 2.5 TDdi, 3.0 TDCi | 1456187-5025625-6M342A604BB-UR5844410 | rear RH | 06-12 | 1825/1530 | 13.0240.2 |
| RANGER (II) _ 2.5 TDCi 4WD | 1466819-5025616-6M342A823AB | rear LH | 06-12 | 2565/2265 | 13.0241.2 |
| RANGER (II) _ 2.5 TDCi 4WD | 1466804-5025608-6M342A604AB | rear RH | 06-12 | 1750/1460 | 13.0242.2 |
| RANGER (II) _ 2.5 TDCi, 3.0 TDCi 4WD | 1458608-5025664-6M342A823CB-UR6144420A | rear LH | 06-12 | 3100/2800 | 13.0213.2 |
| RANGER (II) _ 2.5 TDCi, 3.0 TDCi 4WD | 1456190-5025649-6M342A604CB-UR6144410A | rear RH | 06-12 | 2265/1965 | 13.0214.2 |

S-MAX

| | | | | | |
|-----------|---|---------|-------|-----------|------------------|
| S-MAX_all | 1381417-1384686-1425834-1439905-6G912A635EE | rear LH | 06-07 | 2065/1860 | 13.0248.1 |
| S-MAX_all | 1468846-1510211-1706434-6G912A635EG | rear LH | 07-14 | 2080/1865 | 13.0285.1 |
| S-MAX_all | 1379944-1384688-1425835-1439906-6G912B700EE | rear RH | 06-07 | 2065/1855 | 13.0247.1 |
| S-MAX_all | 1469021-1545340-1711718-6G912B700EG | rear RH | 07-14 | 2070/1860 | 13.0286.1 |

SCORPIO

| | | | | | |
|-------------|--|------|-------|--------------------|----------------|
| SCORPIO_all | 6154286-6168203-6194542-6676649-6779443 85GB2A603AE-85GB2A603AH | rear | 85-95 | 3725/1025 +920 | 13.0263 |
| SCORPIO_all | 7376434-95GB2A603AD | rear | 95-96 | 3760/1030 +960 | 13.0291 |
| SCORPIO_all | 1026118-96GG2A603AB | rear | 96- | 3800/1025 +1010 | 13.0292 |

SIERRA

| | | | | | |
|--------------------------|--|------|-----|-------------------|----------------|
| SIERRA_all NO ABS | 1644433-6120901-6139438-6194541-83BB2A603AE 83BB2A603AG-83BB2A603AH | rear | 82- | 3310/970 +865 | 13.0217 |
| SIERRA_all XR/4WD NO ABS | 1644434 | rear | 84- | 3400/1055 +965 | 13.0245 |
| SIERRA_all ABS | 1656793-Y85BB2A603AE | rear | 84- | 3365/1025 +925 | 13.0244 |

TAUNUS

| | | | | | |
|------------|-----------------|------|-----|------------------|----------------|
| TAUNUS_all | 1505906-1505907 | rear | -75 | 3180/810 +780 | 13.0214 |
| TAUNUS_all | 6041419 | rear | 75- | 3190/860 +785 | 13.0215 |

| application | OE reference | pos | year | length | code |
|-------------|--------------|-----|------|--------|------|
|-------------|--------------|-----|------|--------|------|

FORD commercial vehicles
COURIER


| | | | | | |
|--|--|-------|-------|-------------------------|----------------|
| COURIER F3L-F5L _ all | 1656491-6502746 | front | 89-96 | 150 | 13.0237 |
| COURIER F3L-F5L _ all | 6658751 | rear | 89-94 | 3240/1400 +1340 | 13.0259 |
| COURIER F3L-F5L _ all | 6920299-7127225 | rear | 94-96 | 3275/1395 +1385 | 13.0260 |
| COURIER J3-J5-JV _ all FIESTA COURIER _ all | 1004542-1079068-1131657-1151332-1310482 15512853AB-15512853AC-1E0044150A-1E0044150B | front | 96- | 320 | 13.0275 |
| COURIER J3-J5-JV _ all FIESTA COURIER _ all | 1014214-1107631-96FB2A603BE-96FB2A603BG | rear | 96- | 1920/1745 +1870/1685 | 13.0279 |

ESCORT EXPRESS

| | | | | | |
|--------------------------------|--|-------|-------|-------------------------|----------------|
| ESCORT VAN/EXPRESS 81 _ all | 1619118-6094082 | front | 81-86 | 160 | 13.0207 |
| ESCORT VAN/EXPRESS 86 _ all | 1656491-6502746 | front | 86-90 | 150 | 13.0237 |
| ESCORT VAN/EXPRESS 81-86 _ all | 1644435-6092085-6092885-6112878-6148024 81AB2A604BH | rear | 81-90 | 3170/1340 +1250 | 13.0240 |
| ESCORT VAN/EXPRESS 91 _ all | 6600956-6676124-6785736-91AB2A603CG | rear | 91- | 3300/1470 +1390 | 13.0269 |
| ESCORT VAN/EXPRESS 95 _ all | 1010351-1010352-1036229-1036230-7402914 95AB2A603CE-95AB2A603DE | rear | 95- | 1750/1550 +1735/1525 | 13.0294 |

TOURNEO

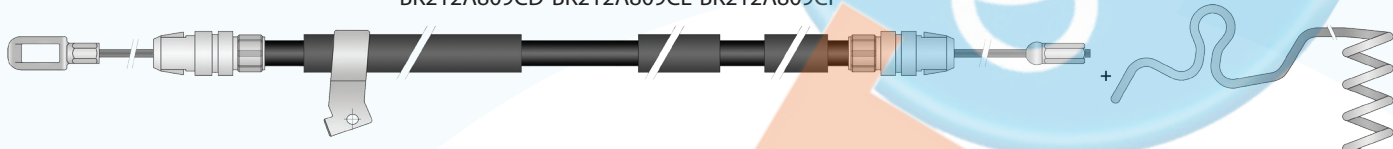
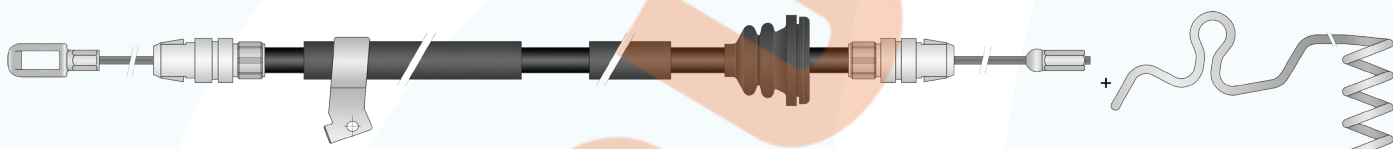
| | | | | | |
|---|--|-------|-------|-------------------------|------------------|
| TOURNEO CONNECT _ all | 1076707-1073151-98AG2853AF-YS4Z2853AA | front | 02-13 | 320 | 13.0219.1 |
| TOURNEO CONNECT _ all (drum brake) short wheelbase_NO TCS | 1475241-1516240-5030119-5135368-7T162A603AD | rear | 02-13 | 1785/1590 +1785/1590 | 13.0292.1 |
| TOURNEO CONNECT _ all (disc brake) short wheelbase_TCS | 5030150-5135369-7T162A603CD | rear | 02-13 | 1815/1690 +1815/1690 | 13.0291.1 |
| TOURNEO CONNECT _ all (drum brake) long wheelbase_NO TCS | 1475243-1516244-5030038-5135365-7T162A603BB | rear | 02-13 | 1975/1775 +1975/1775 | 13.0289.1 |
| TOURNEO CONNECT _ all (disc brake) long wheelbase_TCS | 5030151-5135370-7T162A603DD | rear | 02-13 | 1985/1860 +1985/1860 | 13.0290.1 |
| TOURNEO CONNECT _ all GRAND TOURNEO CONNECT _ all | 1711524-1729698-1824930-1900071 BV612853BA-BV612853BB-DV612853AB | front | 13- | 330 | 13.0268.1 |
| TOURNEO CONNECT _ all GRAND TOURNEO CONNECT _ all short wheelbase | 1808663-1821537-1857404-2024481-DV612A603BA DV612A603BB-DV612A603BC | rear | 13- | 1950/1825 +1885/1760 | 13.0224.2 |
| TOURNEO CONNECT _ all GRAND TOURNEO CONNECT _ all long wheelbase | 1808662-1821538-1857405-1883195-2175769 DV612A603DA-DV612A603DB-DV612A603DC | rear | 13- | 2325/2205 +2285/2155 | 13.0223.2 |





BRAKE CABLES

Cavi freno a mano - Handbremsseile - Cables de frein - Mando freno



| application | OE reference | pos | year | length | code |
|---|--|------------------------|-------|-------------------------|------------------|
| > TOURNEO | | | | | |
| TOURNEO COURIER _ all | 1534504-1751871-1822789-8V512853AA D65144150A-D65144150B | front | 14- | 410 | 13.0282.1 |
| TOURNEO COURIER _ all | 1834020-1835686-1845232-EY162A603AA EY162A603AB-EY162A603AC | rear | 14- | 1380/1220 +1320/1160 | 13.0251.2 |
| TOURNEO COURIER _ all | 1833594-E3B12A635AA | rear LH-RH | 14- | 160 | 13.0252.2 |
| TOURNEO CUSTOM _ all | 1763928-1849667-1885457-BK212853BB-BK212853BC | front | 12- | 895/635 | 13.0215.2 |
| TOURNEO CUSTOM _ all short wheelbase | 1763933-1802095-1817254-1830522-BK212A809CC BK212A809CD-BK212A809CE-BK212A809CF | rear LH | 12-16 | 1375/1165 | 13.0217.2 |
|  | | | | | |
| TOURNEO CUSTOM _ all short wheelbase | 1763930-1817253-1830529-2034610-2070014 2221693-BK212A635BC-BK212A635BD-BK212A635BE | rear RH | 12-16 | 1060/855 | 13.0216.2 |
| TOURNEO CUSTOM _ all long wheelbase | 1763931-1802093-1811566-1830523-1849666 2034866-2162782-BK212A809AC-BK212A809AD | rear LH | 12-16 | 1545/1330 | 13.0219.2 |
| TOURNEO CUSTOM _ all long wheelbase | 2221705 | rear LH | 16- | 1505/1285 | 13.0218.2 |
|  | | | | | |
| TOURNEO CUSTOM _ all long wheelbase | 1763929-1816174-1830528-1853025-2026665 2067515-2221691-BK212A635AC-BK212A635AD | rear RH | 12-16 | 1335/1120 | 13.0226.2 |
| TOURNEO CUSTOM _ all long wheelbase | 2221696 | rear RH | 16- | 1295/1080 | 13.0225.2 |
| TRANSIT | | | | | |
| TRANSIT (II) _ all 100 single wheels | 1503957-69VB2A604AA | rear | 65-77 | 2660/900 +275+900 | 13.0220 |
| TRANSIT (II) _ all 100 twin wheels | 1503958-69VB2A604BA | rear | 65-77 | 2470/1040 +810 | 13.0222 |
| TRANSIT (III) _ all 100 single wheels | 6049290-77VB2A604CID | rear | 77-85 | 2875/1050 +275+1050 | 13.0221 |
| TRANSIT (III) _ all 100 twin wheels | 6048437-77VB2A604DIC | rear | 77-85 | 2395/1010 +775 | 13.0223 |
| TRANSIT (IV) _ all 80-120 | 6166967-6171464 | rear | 85-92 | 2965/1020 +235+1020 | 13.0231 |
| TRANSIT (IV) _ all 100L | 6166969-86VB2A604CE | rear | 85-92 | 2865/965 +235+965 | 13.0232 |
| TRANSIT (IV) _ all 130 - 190A | 6166968-86VB2A604BE | rear | 85-92 | 2385/775 +230+775 | 13.0233 |
| TRANSIT (IV)(V) _ all single wheels TRANSIT TOURNEO _ all single wheels | 6658706-92VB2853AD-92VR2853AD | rear | 91-01 | 2830/975 +230+975 | 13.0276 |
| TRANSIT (IV)(V) _ all twin wheels TRANSIT TOURNEO _ all twin wheels | 6658707-92VB2853CD-92VR2853CD | rear | 91-01 | 2730/940 +230+940 | 13.0277 |
| TRANSIT (VI) _ all TRANSIT TOURNEO _ all | 4041448-YC152853BD | front | 00-06 | 1050/630 | 13.0216.1 |
| TRANSIT (VII) _ all TRANSIT TOURNEO _ all | 1377932-1388274-1419538-1441586-6C112853BC 6C112853BD | front | 06-14 | 1280/1035 | 13.0264.1 |
| TRANSIT (VII) _ all TRANSIT TOURNEO _ all | 1355035-1447349-1484632-4895603-6C1V2853DA 5032100-6C1V2853DB-7C1V2853DA-7C1V2853DB | front driver's seat | 06-14 | 1930/1680 | 13.0263.1 |

| application | OE reference | pos | year | length | code |
|--|--|---------|-------|-----------|------------------|
| > TRANSIT | | | | | |
| TRANSIT (VI) _ all FWD short wheelbase TRANSIT TOURNEO _ all | 4044011-1C152A793DA | interm | 00-06 | 715 | 13.0206.2 |
| TRANSIT (VI) _ all FWD medium wheelbase | 4041989-1C152A793EA | interm | 00-06 | 1085 | 13.0205.2 |
| TRANSIT (VI) _ all FWD long wheelbase | 4041990-1C152A793FA | interm | 00-06 | 1530 | 13.0204.2 |
| TRANSIT VAN/KOMBI/BUS (VI)(VII) _ all FWD TRANSIT TOURNEO _ all (drum brake) | 1494642-4095181-4104571-4400344-4519422 1C152A809CG | rear LH | 00-14 | 1545/1250 | 13.0228.1 |
|  | | | | | |
| TRANSIT VAN/KOMBI/BUS (VI) _ all FWD TRANSIT TOURNEO _ all (drum brake) | 4095179-4379596 | rear RH | 00-03 | 1260/970 | 13.0203.1 |
| TRANSIT VAN/KOMBI/BUS (VI)(VII) _ all FWD TRANSIT TOURNEO _ all (drum brake) | 1494893-4519421-1C152A635CE | rear RH | 03-14 | 1280/985 | 13.0231.1 |
|  | | | | | |
| TRANSIT CAB (VI)(VII) _ all FWD | 1494895-4095180-4120677-4400343-1C152A809AD 1C152A809AE-1C152A809AF | rear LH | 00-14 | 1645/1350 | 13.0205.1 |
| TRANSIT CAB (VI) _ all FWD | 4095178-4379595-1C152A635AB-1C152A635AC | rear RH | 00-03 | 1310/1015 | 13.0204.1 |
| TRANSIT CAB (VI)(VII) _ all FWD | 1494890-4519419-1C152A635AD-1C152A635AE | rear RH | 03-14 | 1355/1055 | 13.0265.1 |
| TRANSIT (VI) _ all RWD short wheelbase | 4041991-4060870-YC152A793AE | interm | 00-06 | 715 | 13.0207.2 |
| TRANSIT (VI) _ all RWD medium wheelbase | 4041992-4060871-YC152A793BE | interm | 00-06 | 1085 | 13.0251.1 |
| TRANSIT (VI) _ all RWD long wheelbase | 4041993-4060872-YC152A793CE | interm | 00-06 | 1530 | 13.0252.1 |
| TRANSIT VAN/KOMBI/BUS (VI) _ all RWD | 4041996-4116932-4122075-4331046-YC152A809CD YC152A809CE-YC152A809CF-YC152A809CG | rear LH | 00-06 | 1530/1235 | 13.0207.1 |
| TRANSIT VAN/KOMBI/BUS (VI) _ all RWD | 4041988-4331043-4639309-YC152A635CG | rear RH | 00-06 | 1280/990 | 13.0206.1 |
| TRANSIT CAB (VI) _ all RWD single wheels | 4041994-4059363-4331044-YC152A809AG | rear LH | 00-06 | 1605/1310 | 13.0209.1 |
| TRANSIT CAB (VI) _ all RWD twin wheels | 4041995-4059364-4331045-4336513-4457993 4469261-YC152A809BK | rear LH | 00-06 | 1590/1290 | 13.0217.1 |
| TRANSIT CAB (VI) _ all RWD single wheels | 4041986-4331041-YC152A635AE-YC152A635AF | rear RH | 00-06 | 1385/1090 | 13.0208.1 |
| TRANSIT CAB (VI) _ all RWD twin wheels | 4041987-4077635-4331042 | rear RH | 00-03 | 1260/965 | 13.0210.1 |
| TRANSIT CAB (VI) _ all RWD twin wheels | 4457990-4654291-YC152A635BH-YC152A635BJ | rear RH | 03-06 | 1330/1040 | 13.0234.1 |
| TRANSIT VAN/KOMBI/BUS (VII) _ all RWD single wheels TRANSIT TOURNEO _ all (disc brake) | 1371467-1388279-1734692-6C112A809AB 6C112A809AC | rear LH | 06-14 | 1530/1330 | 13.0281.1 |
| TRANSIT VAN/KOMBI/BUS (VII) _ all RWD single wheels TRANSIT TOURNEO _ all (disc brake) | 1371461-1388275-1441579-1552037-1734688 6C112A635AB-6C112A635AC-6C112A635AD | rear RH | 06-14 | 1265/1065 | 13.0274.1 |
| TRANSIT VAN/KOMBI/BUS (VII) _ all RWD twin wheels | 1388282-1734695-6C112A809DB-6C112A809DC | rear LH | 06-14 | 1505/1305 | 13.0275.1 |
| TRANSIT VAN/KOMBI/BUS (VII) _ all RWD twin wheels | 1371464-1388278-1734691-6C112A635DB 6C112A635DC | rear RH | 06-14 | 1235/1030 | 13.0273.1 |
| TRANSIT CAB (VII) _ all RWD exc. 2.3 single wheels | 1371470-1388281-1441581-1734694-6C112A809CC 6C112A809CD | rear LH | 06-14 | 1600/1395 | 13.0279.1 |
| TRANSIT CAB (VII) _ all RWD exc. 2.3 single wheels | 1371463-1388277-1734690-6C112A635CB 6C112A635CC | rear RH | 06-14 | 1315/1110 | 13.0278.1 |
| TRANSIT CAB (VII) _ all RWD exc. 2.3 twin wheels | 1371469-1388280-1441580-1734693-6C112A809BC 6C112A809BD | rear LH | 06-14 | 1530/1330 | 13.0277.1 |
| TRANSIT CAB (VII) _ all RWD exc. 2.3 twin wheels | 1388276-1734689-6C112A635BB-6C112A635BC | rear RH | 06-14 | 1270/1070 | 13.0276.1 |

BRAKE CABLES

Cavi freno a mano - Handbremsseile - Cables de frein - Mando freno



| application | OE reference | pos | year | length | code |
|---|--|------------|-------|-------------------------|------------------|
| > TRANSIT | | | | | |
| TRANSIT CAB (VII) _ 2.3 RWD single wheels | 1371473-1488314-1488318-1518020-8C1V2A809BA 8C1V2A809BB | rear LH | 06-14 | 1340/1115 | 13.0270.1 |
| TRANSIT CAB (VII) _ 2.3 RWD single wheels | 1371465-1488312-1518017-8C1V2A635BA 8C1V2A635BB | rear RH | 06-14 | 1025/805 | 13.0269.1 |
| TRANSIT CAB (VII) _ 2.3 RWD twin wheels | 1488315-1518021-8C1V2A809DA-8C1V2A809DB | rear LH | 06-14 | 1345/1120 | 13.0272.1 |
| TRANSIT CAB (VII) _ 2.3 RWD twin wheels | 1488313-1518018-1552043-8C1V2A635DA 8C1V2A635DB-8C1V2A635DC | rear RH | 06-14 | 995/770 | 13.0271.1 |
| TRANSIT (VIII) _ all FWD REAR AXLE A TRANSIT VAN/BUS (VIII) _ all RWD single wheels | 1884942 | rear LH | 13- | 1570/1355 | 13.0220.2 |
| TRANSIT (VIII) _ all FWD REAR AXLE A TRANSIT VAN/BUS (VIII) _ all RWD single wheels | 1942920 | rear RH | 13- | 1320/1100 | 13.0253.2 |
| TRANSIT CONNECT _ all | 5041276-2T142853AA | front | 02-09 | 280 | 13.0284.1 |
| TRANSIT CONNECT _ all | 4987625-9T162853AA | front | 09-13 | 250 | 13.0203.2 |
| TRANSIT CONNECT _ all | 1076707-1073151-98AG2853AF-YS4Z2853AA | front | 02-13 | 320 | 13.0219.1 |
| TRANSIT CONNECT _ all (drum brake) short wheelbase_NOTCS | 4388052-4407357-4419300-4439339-4539856 2T142A603AG | rear | 02-13 | 1785/1590 +1785/1590 | 13.0224.1 |
| TRANSIT CONNECT _ all (disc brake) short wheelbase_TCS | 1375772-4367116-4388054-4407359-4419302 4439345-4480912-4539859 | rear | 02-13 | 1825/1695 +1825/1695 | 13.0226.1 |
| TRANSIT CONNECT _ all (drum brake) long wheelbase_NO TCS | 1357828-4439343-4539858-4419301-2T142A603BG | rear | 02-13 | 1975/1775 +1975/1775 | 13.0225.1 |
| TRANSIT CONNECT _ all (disc brake) long wheelbase_TCS | 1005357-4105357-4367117-4388055-4407360 4419303-4439347-4480913-2T142A603DG | rear | 02-13 | 1995/1860 +1995/1860 | 13.0227.1 |
| TRANSIT CONNECT _ all | 1711524-1729698-1824930-1900071 BV612853BA-BV612853BB-DV612853AB | front | 13- | 330 | 13.0268.1 |
| TRANSIT CONNECT _ all short wheelbase | 1808663-1821537-1857404-2024481-DV612A603BA DV612A603BB-DV612A603BC | rear | 13- | 1950/1825 +1885/1760 | 13.0224.2 |
| TRANSIT CONNECT _ all long wheelbase | 1808662-1821538-1857405-1883195-2175769 DV612A603DA-DV612A603DB-DV612A603DC | rear | 13- | 2325/2205 +2285/2155 | 13.0223.2 |
| TRANSIT COURIER _ all | 1534504-1751871-1822789-8V512853AA D65144150A-D65144150B | front | 14- | 410 | 13.0282.1 |
| TRANSIT COURIER _ all | 1834020-1835686-1845232-EY162A603AA EY162A603AB-EY162A603AC | rear | 14- | 1380/1220 +1320/1160 | 13.0251.2 |
| TRANSIT COURIER _ all | 1833594-E3B12A635AA | rear LH-RH | 14- | 160 | 13.0252.2 |
| TRANSIT CUSTOM _ all | 1763928-1849667-1885457-BK212853BB-BK212853BC | front | 12- | 895/635 | 13.0215.2 |
| TRANSIT CUSTOM BUS _ all short wheelbase | 1763933-1802095-1817254-1830522-BK212A809CC BK212A809CD-BK212A809CE-BK212A809CF | rear LH | 12-16 | 1375/1165 | 13.0217.2 |
| TRANSIT CUSTOM VAN _ all short wheelbase | 1763932-1802094-1811567-1830745-BK212A809BC BK212A809BD-BK212A809BE-BK212A809BF | rear LH | 12-16 | 1375/1165 | 13.0222.2 |
| TRANSIT CUSTOM VAN _ all short wheelbase | 2221708-GK212A809DE | rear LH | 16- | 1355/1135 | 13.0221.2 |
| TRANSIT CUSTOM _ all short wheelbase | 1763930-1817253-1830529-2034610-2070014 2221693-BK212A635BC-BK212A635BD-BK212A635BE | rear RH | 12-16 | 1060/855 | 13.0216.2 |
| TRANSIT CUSTOM _ all long wheelbase | 1763931-1802093-1811566-1830523-1849666 2034866-2162782-BK212A809AC-BK212A809AD | rear LH | 12-16 | 1545/1330 | 13.0219.2 |
| TRANSIT CUSTOM _ all long wheelbase | 2221705 | rear LH | 16- | 1505/1285 | 13.0218.2 |
| TRANSIT CUSTOM _ all long wheelbase | 1763929-1816174-1830528-1853025-2026665 2067515-2221691-BK212A635AC-BK212A635AD | rear RH | 12-16 | 1335/1120 | 13.0226.2 |
| TRANSIT CUSTOM _ all long wheelbase | 2221696 | rear RH | 16- | 1295/1080 | 13.0225.2 |

| application | OE reference | pos | year | length | code |
|--|--|---------|-------|-----------|----------------|
| HONDA | | | | | |
| ACCORD | | | | | |
| ACCORD (I) _ all | 47510671003 | front | 78-81 | 1945/1625 | 12.0202 |
| ACCORD (I) _ all | 47521671670 | rear LH | 78-81 | 695 | 12.0208 |
| ACCORD (I) _ all | 47520671671 | rear RH | 78-81 | 595 | 12.0209 |
| ACCORD (II) _ all (drum brake) | 47560SA5023-47560SA5033 | rear LH | 81-85 | 1530/1310 | 12.0210 |
| ACCORD (II) _ all (drum brake) | 47510SA5023-47510SA5033 | rear RH | 81-85 | 1530/1310 | 12.0211 |
| ACCORD (II) _ all (disc brake) | 47560SA5952-47560SA5955 | rear LH | 81-85 | 1615/1430 | 12.0232 |
| ACCORD (II) _ all (disc brake) | 47510SA5952-47510SA5955 | rear RH | 81-85 | 1615/1425 | 12.0233 |
| ACCORD (III) _ all (drum brake) | 47560SE0010-47560SE0020 | rear LH | 85-89 | 1705/1525 | 12.0228 |
| ACCORD (III) _ all (drum brake) | 47510SE0010-47510SE0020 | rear RH | 85-89 | 1705/1525 | 12.0229 |
| ACCORD (III) _ all (disc brake) | 47560SE0932-47560SE0933 | rear LH | 85-89 | 1785/1600 | 12.0234 |
| ACCORD (III) _ all (disc brake) | 47510SE0932-47510SE0933 | rear RH | 85-89 | 1805/1600 | 12.0235 |
| ACCORD (IV) _ all (drum brake) | 47560SM4A03-47560SM4A04 | rear LH | 89-94 | 1780/1545 | 12.0230 |
| ACCORD (IV) _ all (drum brake) | 47510SM4A03-47510SM4A04 | rear RH | 89-94 | 1795/1550 | 12.0231 |
| ACCORD (IV) _ all (disc brake) | 47560SM4952-47560SM4955-47560SM5952 47560SM5A52 | rear LH | 89-93 | 1845/1625 | 12.0236 |
| ACCORD (IV) _ all (disc brake) | 47510SM4952-47510SM4955-47510SM5952 47510SM5A52 | rear RH | 89-93 | 1845/1625 | 12.0237 |
| ACCORD (V) _ all | 47560SN7952-47560SN7953-GVC1070-GVC902372 | rear LH | 93-98 | 1865/1635 | 12.0238 |
| ACCORD (V) _ all | 47510SN7952-47510SN7953-GVC1071-GVC902371 | rear RH | 93-98 | 1865/1635 | 12.0239 |
| ACCORD (V) COUPÉ/SW _ all | 47560SV1950-47560SV1951 | rear LH | 93-97 | 1970/1735 | 12.0250 |
| ACCORD (V) COUPÉ/SW _ all | 47510SV1950-47510SV1951 | rear RH | 93-97 | 1970/1735 | 12.0251 |
| ACCORD (VI) BER/COUPÉ _ all | 47560S1AE03-47560S1AE04 | rear LH | 98-03 | 1720/1495 | 12.0265 |
| ACCORD (VI) BER/COUPÉ _ all | 47510S1AE03-47510S1AE04 | rear RH | 98-03 | 1735/1510 | 12.0264 |
| ACCORD (VII) BER/COUPÉ _ all | 47560SEA03-47560SEAE03 | rear LH | 03-08 | 1770/1565 | 12.0286 |
| ACCORD (VII) BER/COUPÉ _ all | 47510SEA03-47510SEAE03 | rear RH | 03-08 | 1765/1565 | 12.0287 |
| CIVIC | | | | | |
| CIVIC (III) _ all 3 doors | 47560SB3033-47560SB3073 | LH | 83-87 | 1425/1240 | 12.0206 |
| CIVIC (III) _ all 3 doors | 47510SB3033-47510SB3073 | RH | 83-87 | 1425/1240 | 12.0207 |
| CIVIC (III) _ all 5 doors | 47560SB4063-DBP3675-DBP7203-GVC1038-GVC1047 | LH | 83-87 | 1495/1300 | 23.0226 |
| CIVIC (III) _ all 5 doors | 47510SB4063-DBP3674-DBP7202-GVC1039-GVC1048 | RH | 83-87 | 1495/1300 | 23.0225 |
| CIVIC (IV) _ all (drum brake) | 47560SH0A01-47560SH3003-47560SH3013 | rear LH | 87-93 | 1510/1345 | 12.0218 |
| CIVIC (IV) _ all (drum brake) | 47510SH0A01-47510SH3003-47510SH3013 | rear RH | 87-93 | 1510/1345 | 12.0219 |
| CIVIC (IV) _ all (disc brake) | 47560SH3931-47560SH3932-47560SH7013 | rear LH | 87-93 | 1650/1470 | 12.0220 |
| CIVIC (IV) _ all (disc brake) | 47510SH3931-47510SH3932-47510SH7013 | rear RH | 87-93 | 1650/1470 | 12.0221 |
| CIVIC (V) _ all (drum brake) CIVIC (VI) HATCHBACK/SW _ all (drum brake) | 47560SR3N01-47560ST3E01-47560ST3E03 | rear LH | 91-01 | 1470/1270 | 12.0222 |
| CIVIC (V) _ all (drum brake) CIVIC (VI) HATCHBACK/SW _ all (drum brake) | 47510SR3N01-47510ST3E01 | rear RH | 91-01 | 1475/1275 | 12.0223 |
| CIVIC (V) _ all exc. 1.6 Vti/Vtec (disc brake) | 47560SR3931-47560SR3933 | rear LH | 91-95 | 1610/1430 | 12.0224 |
| CIVIC (V) _ all exc. 1.6 Vti/Vtec (disc brake) | 47510SR3931-47510SR3933 | rear RH | 91-95 | 1620/1435 | 12.0225 |

BRAKE CABLES

Cavi freno a mano - Handbremsseile - Cables de frein - Mando freno



| application | OE reference | pos | year | length | code |
|---|--|---------|-------|-----------|------------------|
| > CIVIC | | | | | |
| CIVIC (VI) _ all (drum brake) CIVIC (V)(VI)(VII) COUPE _ all | 47560S04A01-47560S04A02-47560S5AJ04 47560SR1A12-47560SR4A03 | rear LH | 95-05 | 1530/1350 | 12.0263 |
| CIVIC (VI) _ all (drum brake) CIVIC (V)(VI)(VII) COUPE _ all | 47510S04A01-47510S04A02-47510S5AJ04 47510SR1A12-47510SR4A01 | rear RH | 95-05 | 1535/1355 | 12.0262 |
| CIVIC (VI) _ all exc. 1.6 VTi/Vtec (disc brake) | 47560ST3E11-47560ST3E50-47560ST3E51-GVC902389 SPB100730-SPB101120 | rear LH | 95-01 | 1630/1450 | 12.0259 |
| CIVIC (VI) _ all exc. 1.6 VTi/Vtec (disc brake) | 47510ST3E11-47510ST3E50-47510ST3E51-GVC902388 SPB100720-SPB101070 | rear RH | 95-01 | 1655/1470 | 12.0260 |
| CIVIC (V)(VI) _ 1.6 VTi/Vtec (disc brake) | 47560S04932-47560SR4931-47560SR4934 | rear LH | 91-01 | 1660/1480 | 12.0252 |
| CIVIC (V)(VI) _ 1.6 VTi/Vtec (disc brake) | 47510S04932-47510SR4931-47510SR4933 | rear RH | 91-01 | 1665/1485 | 12.0261 |
| CIVIC (VII) _ all (disc brake) CIVIC (VII) HATCHBACK EU/S _ all (disc brake) | 47560S6AG01-47560S6AG53-47560S6AG54 | rear LH | 01-05 | 1945/1755 | 12.0279 |
| CIVIC (VII) _ all (disc brake) CIVIC (VII) HATCHBACK EU/S _ all (disc brake) | 47510S6AG01-47510S6AG52-47510S6AG53 | rear RH | 01-05 | 1965/1765 | 12.0278 |
| CIVIC (VIII) _ all (disc brake) | 47560SNAA52-47560SNAA53-47560SNAA54 | rear LH | 05- | 2150/1895 | 12.0280 |
| CIVIC (VIII) _ all (disc brake) | 47510SNAA52-47510SNAA53-47510SNAA54 | rear RH | 05- | 2100/1850 | 12.0281 |
| CONCERTO | | | | | |
| CONCERTO _ 1.4, 1.5 (drum brake) | 47560SK3E12-47560SK3Z50-GVC1054-GVC1058 GVC902358-SPB10015EVA | rear LH | 89-95 | 1500/1295 | 12.0215 |
| CONCERTO _ 1.4, 1.5 (drum brake) | 47510SK3E12-47510SK3Z50-GVC1057-GVC902357 SPB10010EVA | rear RH | 89-95 | 1530/1320 | 12.0214 |
| CONCERTO _ 1.6 (disc brake) | 47560SK3E01-47560SK3Z60-GVC1056-GVC902356 | rear LH | 89-95 | 1655/1455 | 12.0217 |
| CONCERTO _ 1.6 (disc brake) | 47510SK3E01-47510SK3Z60-GVC1055-GVC902355 | rear RH | 89-95 | 1670/1470 | 12.0216 |
| CR-V | | | | | |
| CR-V (I) _ all | 47560S10A03 | rear LH | 95-01 | 1680/1475 | 12.0266 |
| CR-V (I) _ all | 47510S10A03 | rear RH | 95-01 | 1715/1515 | 12.0267 |
| CR-V (II) _ 2.0 | 47560S9A023 | rear LH | 01-04 | 1530/1350 | 12.0204.1 |
| CR-V (II) _ 2.0, 2.2 | 47560S9AE01 | rear LH | 01-07 | 1520/1320 | 12.0206.1 |
| CR-V (II) _ 2.0 | 47510S9A023 | rear RH | 01-04 | 2265/2080 | 12.0205.1 |
| CR-V (II) _ 2.0, 2.2 | 47510S9AE01 | rear RH | 01-07 | 2250/2050 | 12.0207.1 |
| CR-V (III) _ all | 47560SWA003-47560SWA013 | rear LH | 06- | 1790/1600 | 12.0208.1 |
| CR-V (III) _ all | 47510SWA003-47510SWA013 | rear RH | 06- | 1800/1600 | 12.0209.1 |
| HR-V | | | | | |
| HR-V _ all 3 doors | 47560S2H013 | rear LH | 99- | 1480/1225 | 12.0269 |
| HR-V _ all 3 doors | 47510S2H013 | rear RH | 99- | 1425/1165 | 12.0268 |
| HR-V _ all 5 doors | 47560S4N013 | rear LH | 99- | 1560/1320 | 12.0271 |
| HR-V _ all 5 doors | 47510S4N013 | rear RH | 99- | 1515/1275 | 12.0270 |
| INTEGRA | | | | | |
| INTEGRA _ all | 47560ST7R01 | rear LH | 93-01 | 1620/1435 | 12.0215.1 |
| INTEGRA _ all | 47510ST7R01 | rear RH | 93-01 | 1625/1440 | 12.0216.1 |

| application | OE reference | pos | year | length | code |
|-------------|--------------|-----|------|--------|------|
|-------------|--------------|-----|------|--------|------|

JAZZ

| | | | | | |
|------------------------------|-------------------------------------|---------|-------|-----------|----------------|
| JAZZ (II) _ all (drum brake) | 47560SAA023-47560SAA033-47560SAA043 | rear LH | 01-08 | 1595/1365 | 12.0285 |
| JAZZ (II) _ all (drum brake) | 47510SAA023-47510SAA033-47510SAA043 | rear RH | 01-08 | 1655/1425 | 12.0284 |
| JAZZ (II) _ all (disc brake) | 47560SAAJ52-47560SAAJ53-47560SAAJ54 | rear LH | 02-08 | 1635/1445 | 12.0283 |
| JAZZ (II) _ all (disc brake) | 47510SAAJ52-47510SAAJ53-47510SAAJ54 | rear RH | 02-08 | 1695/1505 | 12.0282 |

HYUNDAI
ACCENT

| | | | | | |
|---------------------------------|----------------------------------|---------|-------|-----------|----------------|
| ACCENT (I) _ all | 5976022000 | rear LH | 94-95 | 1500/1325 | 10.0209 |
| ACCENT (I) _ all | 5977022000 | rear RH | 94-95 | 1500/1325 | 10.0210 |
| ACCENT (I)(II) _ all | 5976022100-5976022110-5976025000 | rear LH | 95-02 | 1480/1320 | 10.0211 |
| ACCENT (I)(II) _ all | 5977022100-5977022110-5977025000 | rear RH | 95-02 | 1480/1310 | 10.0212 |
| ACCENT (II) _ all | 5976025200 | rear LH | 02-05 | 1495/1295 | 10.0231 |
| ACCENT (II) _ all | 5977025200 | rear RH | 02-05 | 1495/1295 | 10.0232 |
| ACCENT (III) _ all (drum brake) | 597601G000 | rear LH | 05-07 | 1605/1345 | 10.0283 |
| ACCENT (III) _ all (drum brake) | 597701G000 | rear RH | 05-07 | 1605/1345 | 10.0282 |
| ACCENT (III) _ all (drum brake) | 597601G010 | rear LH | 07-10 | 1605/1345 | 10.0285 |
| ACCENT (III) _ all (drum brake) | 597701G010 | rear RH | 07-10 | 1605/1345 | 10.0284 |
| ACCENT (III) _ all (disc brake) | 597601G300 | rear LH | 05-07 | 1585/1335 | 10.0262 |
| ACCENT (III) _ all (disc brake) | 597701G300 | rear RH | 05-07 | 1590/1340 | 10.0261 |
| ACCENT (III) _ all (disc brake) | 597601G310 | rear LH | 07-10 | 1590/1335 | 10.0287 |
| ACCENT (III) _ all (disc brake) | 597701G310 | rear RH | 07-10 | 1590/1340 | 10.0286 |

ATOS

| | | | | | |
|------------------------|-----------------------|---------|-----|-----------|----------------|
| ATOS, ATOS PRIME _ all | 5976002010-5976002020 | rear LH | 97- | 1495/1320 | 10.0215 |
| ATOS, ATOS PRIME _ all | 5977002010-5977002020 | rear RH | 97- | 1515/1335 | 10.0216 |

COUPE

| | | | | | |
|-------------------------------|-----------------------|---------|-------|-----------|----------------|
| COUPE (I) _ all (drum brake) | 5976027001 | rear LH | 96-02 | 1520/1305 | 10.0221 |
| COUPE (I) _ all (drum brake) | 5977027001 | rear RH | 96-02 | 1510/1295 | 10.0222 |
| COUPE (I) _ all (disc brake) | 5976027300-5976027301 | rear LH | 96-02 | 1375/1200 | 10.0223 |
| COUPE (I) _ all (disc brake) | 5977027300-5977027301 | rear RH | 96-02 | 1370/1190 | 10.0224 |
| COUPE (II) _ all (disc brake) | 597602C300-597602C310 | rear LH | 02-04 | 1440/1280 | 10.0237 |
| COUPE (II) _ all (disc brake) | 597602C320 | rear LH | 04-12 | 1425/1280 | 10.0239 |
| COUPE (II) _ all (disc brake) | 597702C300-597702C310 | rear RH | 02-04 | 1435/1280 | 10.0238 |
| COUPE (II) _ all (disc brake) | 597702C320 | rear RH | 04-12 | 1430/1280 | 10.0240 |

BRAKE CABLES

Cavi freno a mano - Handbremsseile - Cables de frein - Mando freno



| application | OE reference | pos | year | length | code |
|--|----------------------------------|---------|-------|-----------|----------------|
| ELANTRA | | | | | |
| ELANTRA (XD) _ all (drum brake) | 597602D010 | rear LH | 00-06 | 1720/1500 | 10.0273 |
| ELANTRA (XD) _ all (drum brake) | 597702D010 | rear RH | 00-06 | 1700/1485 | 10.0274 |
| ELANTRA (XD) _ all (disc brake) | 597602D310 | rear LH | 00-06 | 1600/1415 | 10.0218 |
| ELANTRA (XD) _ all (disc brake) | 597702D310 | rear RH | 00-06 | 1585/1400 | 10.0219 |
| ELANTRA (XD) _ 1.6, 2.0 (disc brake) | 597602D340 | rear LH | 03-04 | 1590/1410 | 10.0251 |
| ELANTRA (XD) _ 1.6, 2.0 (disc brake) | 597702D340 | rear RH | 03-04 | 1575/1395 | 10.0252 |
| ELANTRA (XD) _ 1.6, 2.0 (disc brake) | 597602D350 | rear LH | 04-06 | 1580/1410 | 10.0249 |
| ELANTRA (XD) _ 1.6, 2.0 (disc brake) | 597702D350 | rear RH | 04-06 | 1560/1390 | 10.0250 |
| EXCEL | | | | | |
| EXCEL (X-1) _ all | 5976021000 | LH-RH | 82-88 | 1445/1250 | 10.0204 |
| EXCEL (X-1) _ all | 5976021320-5977021320 | LH-RH | 88-90 | 1455/1210 | 10.0205 |
| EXCEL (X-2) _ all | 5976028000 | rear LH | 89-95 | 1495/1315 | 10.0207 |
| EXCEL (X-2) _ all | 5977028000 | rear RH | 89-95 | 1505/1320 | 10.0208 |
| GALLOPER | | | | | |
| GALLOPER (II) _ all short wheelbase | MB928188 | rear LH | 97-03 | 1235/1050 | 24.0277 |
| GALLOPER (II) _ all short wheelbase | MB928189 | rear RH | 97-03 | 1265/1075 | 24.0278 |
| GALLOPER (II) _ all long wheelbase | MB928190 | rear LH | 97-03 | 1515/1325 | 24.0279 |
| GALLOPER (II) _ all long wheelbase | MB928191 | rear RH | 97-03 | 1515/1325 | 24.0280 |
| GETZ | | | | | |
| GETZ _ all (drum brake) NO ABS | 597601C000 | rear LH | 02-07 | 1590/1360 | 10.0229 |
| GETZ _ all (drum brake) NO ABS | 597701C000 | rear RH | 02-07 | 1600/1375 | 10.0230 |
| GETZ _ all (disc brake) | 597601C800 | rear LH | 02-07 | 1585/1340 | 10.0225 |
| GETZ _ all (disc brake) | 597701C800 | rear RH | 02-07 | 1595/1350 | 10.0226 |
| GETZ _ all (drum brake) ABS GETZ _ all (disc brake) | 597601C300-597601C350-597601C850 | rear LH | 02-10 | 1610/1365 | 10.0227 |
| GETZ _ all (drum brake) ABS GETZ _ all (disc brake) | 597701C300-597701C350-597701C850 | rear RH | 02-10 | 1615/1395 | 10.0228 |
| i10 | | | | | |
| i10 (I) _ all (drum brake) | 597600X010 | rear LH | 08- | 1430/1230 | 10.0271 |
| i10 (I) _ all (drum brake) | 597700X010 | rear RH | 08- | 1450/1245 | 10.0272 |
| i10 (I) _ all (disc brake) | 597600X300 | rear LH | 07- | 1255/1115 | 10.0264 |
| i10 (I) _ all (disc brake) | 597700X300 | rear RH | 07- | 1265/1115 | 10.0263 |
| i20 | | | | | |
| i20 (I) _ all | 597601J000-597601J300 | rear LH | 08- | 1615/1365 | 10.0253 |
| i20 (I) _ all | 597701J000-597701J300 | rear RH | 08- | 1650/1395 | 10.0254 |

| application | OE reference | pos | year | length | code |
|--------------------------------|----------------------------------|---------|-------|-----------|------------------|
| i30 | | | | | |
| i30 (I) _ all | 597602H300-597602R300 | rear LH | 07-12 | 1675/1500 | 10.0270 |
| i30 (I) _ all | 597702H300-597702R300 | rear RH | 07-12 | 1675/1500 | 10.0269 |
| i30 (I) SW _ all | 597602L300-597602R500 | rear LH | 07-12 | 1715/1540 | 10.0255 |
| i30 (I) SW _ all | 597702L300-597702R500 | rear RH | 07-12 | 1705/1530 | 10.0256 |
| i30 (II) _ all | 59760A6300 | rear LH | 12- | 1750/1535 | 10.0299 |
| i30 (II) _ all | 59770A6300 | rear RH | 12- | 1885/1670 | 10.0200.1 |
| ix20 | | | | | |
| ix20 _ all | 597601P000 | rear LH | 10- | 1835/1665 | 09.0224 |
| ix20 _ all | 597701P000 | rear RH | 10- | 1855/1685 | 09.0223 |
| ix35 | | | | | |
| ix35 _ all exc. 4WD | 597602S200-597602S250-597603W200 | rear LH | 09- | 1725/1470 | 10.0276 |
| ix35 _ all exc. 4WD | 597702S200-597702S250-597703W200 | rear RH | 09- | 1725/1460 | 10.0275 |
| ix35 _ all 4WD | 597602Y500 | rear LH | 09- | 1785/1505 | 10.0278 |
| ix35 _ all 4WD | 597702Y500 | rear RH | 09- | 1785/1505 | 10.0277 |
| ix35 _ all FUEL CELL | 597604W100 | rear LH | 14- | 1640/1400 | 10.0280 |
| ix35 _ all FUEL CELL | 597704W100 | rear RH | 14- | 1655/1415 | 10.0279 |
| LANTRA | | | | | |
| LANTRA (I) _ all (drum brake) | 5976028000 | rear LH | 89-95 | 1495/1315 | 10.0207 |
| LANTRA (I) _ all (drum brake) | 5977028000 | rear RH | 89-95 | 1505/1320 | 10.0208 |
| LANTRA (II) _ all (drum brake) | 5976029000-5976029001 | rear LH | 95-00 | 1570/1360 | 10.0233 |
| LANTRA (II) _ all (drum brake) | 5977029000-5977029001 | rear RH | 95-00 | 1565/1350 | 10.0234 |
| LANTRA (II) _ all (disc brake) | 5976029300-5976029301 | rear LH | 95-00 | 1430/1260 | 10.0235 |
| LANTRA (II) _ all (disc brake) | 5977029300-5977029301 | rear RH | 95-00 | 1420/1250 | 10.0236 |
| MATRIX | | | | | |
| MATRIX _ all (drum brake) | 5976017010 | rear LH | 01-10 | 1640/1425 | 10.0241 |
| MATRIX _ all (drum brake) | 5977017010 | rear RH | 01-10 | 1710/1495 | 10.0242 |
| PONY | | | | | |
| PONY (X-1) _ all | 5976021000 | LH-RH | 82-88 | 1445/1250 | 10.0204 |
| PONY (X-1) _ all | 5976021320-5977021320 | LH-RH | 88-90 | 1455/1210 | 10.0205 |
| PONY (X-2) _ all | 5976028000 | rear LH | 89-95 | 1495/1315 | 10.0207 |
| PONY (X-2) _ all | 5977028000 | rear RH | 89-95 | 1505/1320 | 10.0208 |

BRAKE CABLES

Cavi freno a mano - Handbremsseile - Cables de frein - Mando freno



| application | OE reference | pos | year | length | code |
|--|---|---------|-------|-----------|------------------|
| SANTA FÉ | | | | | |
| SANTA FÉ (I) _ all | 5991226150-5991226550 | rear LH | 01-06 | 1740/1525 | 10.0245 |
| SANTA FÉ (I) _ all | 5991326150-5991326550 | rear RH | 01-06 | 1775/1570 | 10.0246 |
| SANTA FÉ (II) _ 2.2, 2.7 CRDi/GLS/4WD manual transmission | 597602B000 | rear LH | 06-09 | 1875/1675 | 10.0206.1 |
| SANTA FÉ (II) _ 2.0, 2.2, 2.4 CRDi/4WD manual transmission | 597602B100-597602B101 | rear LH | 09-12 | 1880/1680 | 10.0207.1 |
| SANTA FÉ (II) _ all CRDi/GLS/4WD manual transmission | 597702B000 | rear RH | 06-12 | 1815/1610 | 10.0281 |
| SANTA FÉ (II) _ 2.2, 2.7 CRDi/GLS/4WD automatic transmission | 597602B500 | rear LH | 06-09 | 1675/1470 | 10.0208.1 |
| SANTA FÉ (II) _ 2.2, 2.7 CRDi/GLS/4WD automatic transmission | 597702B550 | rear RH | 06-09 | 1965/1760 | 10.0292 |
| SANTA FÉ (II) _ 2.2, 2.4 CRDi/4WD automatic transmission | 597602B600 | rear LH | 09-12 | 1675/1470 | 10.0290 |
| SANTA FÉ (II) _ 2.2, 2.4 CRDi/4WD automatic transmission | 597702B500 | rear RH | 09-12 | 1955/1755 | 10.0209.1 |
| SANTA FÉ (III) _ all manual transmission | 597602W000 | rear LH | 12- | 1825/1620 | 10.0211.1 |
| SANTA FÉ (III) _ all manual transmission | 597702W000 | rear RH | 12- | 1955/1745 | 10.0212.1 |
| SANTA FÉ (III) _ all automatic transmission | 597602W500-597602W500DS | rear LH | 12- | 1815/1600 | 10.0213.1 |
| SANTA FÉ (III) _ all automatic transmission | 597702W500-597702W500DS | rear RH | 12- | 2090/1870 | 10.0214.1 |
| GRAND SANTA FÉ _ all | 59760B8000 | rear LH | 13- | 1935/1710 | 10.0217.1 |
| GRAND SANTA FÉ _ all | 59770B8000 | rear RH | 13- | 2140/1915 | 10.0218.1 |
| SONATA | | | | | |
| SONATA (Y-2) _ all SONATA/SONICA (Y-3) _ all (drum brake) | 5976033020-5976033050-5976034001-5976034002 | rear LH | 88-98 | 1755/1515 | 10.0219.1 |
| SONATA (Y-2) _ all SONATA/SONICA (Y-3) _ all (drum brake) | 5977033020-5977033050-5977034001-5977034002 | rear RH | 88-98 | 1760/1515 | 10.0220.1 |
| SONATA/SONICA (Y-3) _ all (disc brake) | 5976034101-5976034102 | rear LH | 93-98 | 1825/1645 | 10.0213 |
| SONATA/SONICA (Y-3) _ all (disc brake) | 5977034101-5977034102 | rear RH | 93-98 | 1830/1645 | 10.0214 |
| TRAJET | | | | | |
| TRAJET _ all (drum brake) | 597603A000 | rear LH | 00-08 | 1295/985 | 10.0228.1 |
| TRAJET _ all (drum brake) | 597703A000 | rear RH | 00-08 | 1235/930 | 10.0229.1 |
| TRAJET _ all (disc brake) | 597603A300 | rear LH | 00-04 | 1310/1075 | 10.0230.1 |
| TRAJET _ all (disc brake) | 597703A300 | rear RH | 00-04 | 1255/1020 | 10.0231.1 |
| TRAJET _ all (disc brake) | 597603A600 | rear LH | 04-08 | 1200/1005 | 10.0232.1 |
| TRAJET _ all (disc brake) | 597703A600 | rear RH | 04-08 | 1145/950 | 10.0233.1 |

| application | OE reference | pos | year | length | code |
|-------------|--------------|-----|------|--------|------|
|-------------|--------------|-----|------|--------|------|

TUCSON

| | | | | | |
|----------------------------|----------------------------------|---------|-----|-----------|------------------|
| TUCSON (I) _ all exc. 4WD | 597602E200 | rear LH | 04- | 1710/1555 | 10.0235.1 |
| TUCSON (I) _ all exc. 4WD | 597702E200 | rear RH | 04- | 1805/1640 | 10.0236.1 |
| TUCSON (I) _ all 4WD | 597602E500 | rear LH | 04- | 1785/1575 | 10.0268 |
| TUCSON (I) _ all 4WD | 597702E500 | rear RH | 04- | 1880/1665 | 10.0267 |
| TUCSON (II) _ all exc. 4WD | 597602S200-597602S250-597603W200 | rear LH | 09- | 1725/1470 | 10.0276 |
| TUCSON (II) _ all exc. 4WD | 597702S200-597702S250-597703W200 | rear RH | 09- | 1725/1460 | 10.0275 |
| TUCSON (II) _ all 4WD | 597602Y500 | rear LH | 09- | 1785/1505 | 10.0278 |
| TUCSON (II) _ all 4WD | 597702Y500 | rear RH | 09- | 1785/1505 | 10.0277 |
| TUCSON (III) _ all | 59760D7000 | rear LH | 15- | 1720/1535 | 10.0238.1 |
| TUCSON (III) _ all | 59770D7000 | rear RH | 15- | - | 10.0239.1 |

INNOCENTI
ELBA

| | | | | | |
|----------------------------|------------------|------|-----|--------------------|----------------|
| ELBA _ all | 5969735 | rear | 91- | 2840/1160 +1155 | 11.0262 |
| ELBA _ all with protection | 7522590-50003039 | rear | 92- | 2840/1160 +1160 | 11.0293 |

MINI

| | | | | | |
|-------------|----------|-------|-----|------|----------------|
| MINI MINOR | 38806105 | LH-RH | -76 | 1555 | 17.0200 |
| MINI T | 38802106 | LH-RH | -76 | 1685 | 17.0205 |
| MINI 90-120 | 53801105 | LH-RH | 77- | 1440 | 17.0201 |

MINITRE - SMALL

| | | | | | |
|---------------------------|---------------------|-------|-----|-----------|----------------|
| MINITRE 500-650-900-SMALL | 558021107-558027107 | LH-RH | 85- | 1530/1155 | 17.0203 |
| MINITRE 990-SMALL | 558000108 | LH-RH | 86- | 1700/1315 | 17.0204 |

ISUZU
TROOPER

| | | | | | |
|------------------------------------|-----------------------|---------|-------|-----------|----------------|
| TROOPER (I) _ all | 8942240300-8944238541 | LH | 86-89 | 1395/1150 | 14.0207 |
| TROOPER (I) _ all | 8943240290 | RH | 86-89 | 1565/1265 | 14.0218 |
| TROOPER (I) _ all | 8942287450 | interm | 86-89 | 905/615 | 14.0211 |
| TROOPER (I) _ all | 8970152980-8943667860 | LH | 89-91 | 1375/1150 | 14.0206 |
| TROOPER (I) _ all | 8943667891-8970153010 | RH | 89-91 | 1415/1190 | 14.0210 |
| TROOPER (II) _ all short wheelbase | 8970181565-8970181566 | rear LH | 91- | 1455/1260 | 14.0212 |
| TROOPER (II) _ all short wheelbase | 8970181554-8970181555 | rear RH | 91- | 1360/1165 | 14.0208 |
| TROOPER (II) _ all long wheelbase | 8970181545 | rear LH | 91- | 1715/1525 | 14.0213 |
| TROOPER (II) _ all long wheelbase | 8970181533 | rear RH | 91- | 1655/1470 | 14.0209 |

BRAKE CABLES

Cavi freno a mano - Handbremsseile - Cables de frein - Mando freno

| application | OE reference | pos | year | length | code |
|-------------|--------------|-----|------|--------|------|
|-------------|--------------|-----|------|--------|------|

FASTER - TFR/TFS

| | | | | | |
|-------------------------------|-----------------------------|---------|-------|-----------|------------------|
| FASTER, TFR/TFS PICK-UP _ all | 8943667700-4301390-94366770 | rear LH | 88-99 | 1605/1365 | 14.0203 |
| FASTER, TFR/TFS PICK-UP _ all | 8943667690-4301387-94366769 | rear RH | 88-99 | 1685/1445 | 14.0202 |
| FASTER, TFR PICK-UP _ all 2WD | 522619-94367286 | interm | 88-99 | 1780 | 33.0227.1 |
| FASTER, TFS PICK-UP _ all 4WD | 4303489-94367287 | interm | 88-99 | 1305 | 33.0232.1 |
| FASTER, TFR PICK-UP _ all 2WD | 522523-97217149 | rear LH | 99- | 2000/1810 | 33.0228.1 |
| FASTER, TFR PICK-UP _ all 2WD | 522520-97174665 | rear RH | 99- | 2060/1880 | 33.0229.1 |
| FASTER, TFS PICK-UP _ all 4WD | 522429-97111566 | rear LH | 99- | 2020/1800 | 33.0230.1 |
| FASTER, TFS PICK-UP _ all 4WD | 522428-97111565 | rear RH | 99- | 2080/1855 | 33.0231.1 |

JAGUAR

X-TYPE

| | | | | | |
|--------------------------------------|----------------------------|------------|-----|-----------|----------------|
| X-TYPE _ all ch C20145 <- | C2S4576 | rear LH-RH | 01- | 1660/1445 | 16.0200 |
| X-TYPE _ all ch C20146 <-> ch D03128 | C2S17878-C2S20569 | rear LH-RH | 01- | 1690/1450 | 16.0201 |
| X-TYPE _ all ch D03129 >- | C2S25260-C2S40786-C2S51134 | rear LH-RH | 01- | 1670/1445 | 16.0202 |

JEEP

CHEROKEE

| | | | | | |
|---------------------|-------------------------------------|------------|-------|----------|----------------|
| CHEROKEE (XJ) _ all | 52128164-52128164AB | front | 93-01 | 735/590 | 09.0266 |
| CHEROKEE (XJ) _ all | 52004709-52007600-52008300-52008301 | rear LH-RH | 93-96 | 1320/945 | 09.0274 |
| CHEROKEE (XJ) _ all | 52128073 | rear LH | 97-01 | 890/690 | 09.0265 |



| | | | | | |
|---------------------|--------------------------------|---------|-------|-----------|----------------|
| CHEROKEE (XJ) _ all | 52128072-52128072AB-52128072AD | rear RH | 97-01 | 1810/1605 | 09.0264 |
|---------------------|--------------------------------|---------|-------|-----------|----------------|



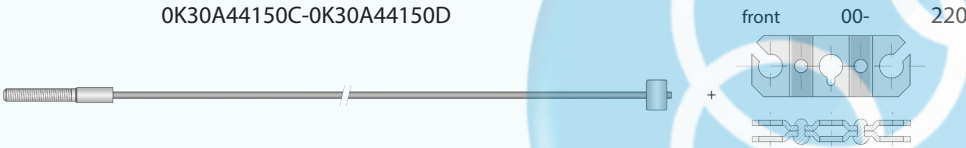

| | | | | | |
|-----------------------------------|--|------------|-------|-----------|------------------|
| CHEROKEE (KJ) _ all | 52128257AC-52128257AD-52128257AE | rear LH | 01-02 | 2005/1825 | 09.0227 |
| CHEROKEE (KJ) _ all | 52128256AC-52128256AD-52128256AE | rear RH | 01-02 | 2005/1835 | 09.0228 |
| CHEROKEE (KJ) _ all | 52128511AC-52128511AD-52128511AE-52128511AF | rear LH | 03-08 | 1980/1810 | 09.0226 |
| CHEROKEE (KJ) _ all | 52128510AE-52128510AF-52128510AG-52128510AI | rear RH | 03-08 | 1980/1815 | 09.0225 |
| GRAND CHEROKEE (II)(WJ-WG) _ all | 52128243AA-52128243AC-52128243AD | front | 98-05 | 865/615 | 09.0275 |
| GRAND CHEROKEE (II)(WJ-WG) _ all | 52128119AC-52128119AD-52128119AE | rear LH | 98-05 | 1105/980 | 09.0230 |
| GRAND CHEROKEE (II)(WJ-WG) _ all | 52128118AC-52128118AD-52128118AF | rear RH | 98-05 | 1150/1025 | 09.0229 |
| GRAND CHEROKEE (IV)(WK-WK2) _ all | 4779663AB-52124964AB-52124964AC-52124964AD 52124964AE | rear LH-RH | 10- | 865/750 | 09.0205.1 |

| application | OE reference | pos | year | length | code |
|---|-------------------------------------|---------|-------|-----------|----------------|
| KIA | | | | | |
| CARENS | | | | | |
| CARENS (II) MPV/SW _ all | 0K2FA44150 | front | 02- | 265 | 09.0240 |
| CARENS (I), CARENS (II) MPV/SW _ all (drum brake) NO ABS | 0K2C044420-0K2C044420A | rear LH | 99- | 1630/1365 | 09.0221 |
| CARENS (I), CARENS (II) MPV/SW _ all (drum brake) NO ABS | 0K2C044410-0K2C044410A | rear RH | 99- | 1620/1355 | 09.0222 |
| CARENS (I), CARENS (II) MPV/SW _ all (disc brake) ABS | 0K2A244420C-0K2A244420D-0K2A244420E | rear LH | 99- | 1670/1405 | 09.0216 |
| CARENS (I), CARENS (II) MPV/SW _ all (disc brake) ABS | 0K2A244410E-0K2A244410F-0K2FX44410 | rear RH | 99- | 1660/1390 | 09.0217 |
| CARENS (III) MPV/SW _ all | 597601D000 | rear LH | 06- | 1760/1605 | 09.0232 |
| CARENS (III) MPV/SW _ all | 597701D000 | rear RH | 06- | 1760/1605 | 09.0231 |
| CARNIVAL | | | | | |
| CARNIVAL (I)(II) _ all | 0K55244150E-0K55244150F-0K55244150G | front | 99-01 | 1750/1445 | 09.0214 |
| CARNIVAL (II) _ all | 0K56B44150 | front | 01-06 | 1645/1450 | 09.0215 |
| CARNIVAL (II) _ all | 0K56B44420-0K56B44420A | rear LH | 01-03 | 1215/820 | 09.0247 |
| CARNIVAL (II) _ all | 0K56B44410-0K56B44410A | rear RH | 01-03 | 2680/1090 | 09.0248 |
| CEE'D | | | | | |
| CEE'D, CEE'D PRO/SW (ED) _ all | 597601H300-597601H400 | rear LH | 06-12 | 1675/1480 | 09.0245 |
| CEE'D, CEE'D PRO/SW (ED) _ all | 597701H300-597701H400 | rear RH | 06-12 | 1675/1480 | 09.0246 |
| CERATO | | | | | |
| CERATO (LD) _ all | 597602F100-597602F200 | rear LH | 04- | 1575/1395 | 09.0242 |
| CERATO (LD) _ all | 597702F100-597702F200 | rear RH | 04- | 1560/1380 | 09.0241 |
| CLARUS | | | | | |
| CLARUS (K9A)(GC) _ all | 0K9B244420 | rear LH | 96-01 | 1690/1475 | 09.0288 |
| CLARUS (K9A)(GC) _ all | 0K9B244410 | rear RH | 96-01 | 1690/1480 | 09.0289 |
| MAGENTIS | | | | | |
| MAGENTIS (MG) _ all | 597602G000-597602G100 | rear LH | 05- | 1755/1555 | 09.0290 |
| MAGENTIS (MG) _ all | 597702G000-597702G100 | rear RH | 05- | 1755/1555 | 09.0291 |
| PICANTO | | | | | |
| PICANTO (SA) _ all (drum brake) | 5976007000-5976007010-5976007410 | rear LH | 04- | 1485/1270 | 09.0243 |
| PICANTO (SA) _ all (drum brake) | 5977007000-5977007010-5977007410 | rear RH | 04- | 1485/1270 | 09.0244 |
| PICANTO (SA) _ all (disc brake) | 5976007300 | rear LH | 04-05 | 1520/1330 | 09.0250 |
| PICANTO (SA) _ all (disc brake) | 5976007310 | rear LH | 05- | 1515/1330 | 09.0208 |
| PICANTO (SA) _ all (disc brake) | 5977007300 | rear RH | 04-05 | 1520/1330 | 09.0249 |
| PICANTO (SA) _ all (disc brake) | 5977007310 | rear RH | 05- | 1515/1330 | 09.0207 |

BRAKE CABLES

Cavi freno a mano - Handbremsseile - Cables de frein - Mando freno



| application | OE reference | pos | year | length | code |
|--|-------------------------------------|---------|-------|-----------|------------------|
| RIO | | | | | |
| RIO (I) _ all | 0K30A44150C-0K30A44150D | front | 00- | 220 | 09.0267 |
|  | | | | | |
| RIO (I) _ all | 0K30A44420H | rear LH | 00- | 1585/1410 | 09.0210 |
| RIO (I) _ all | 0K30A44410H | rear RH | 00- | 1585/1410 | 09.0209 |
| RIO (II) _ all (drum brake) | 597601G000 | rear LH | 05-07 | 1605/1345 | 10.0283 |
| RIO (II) _ all (drum brake) | 597701G000 | rear RH | 05-07 | 1605/1345 | 10.0282 |
| RIO (II) _ all (drum brake) | 597601G010 | rear LH | 07- | 1605/1345 | 10.0285 |
| RIO (II) _ all (drum brake) | 597701G010 | rear RH | 07- | 1605/1345 | 10.0284 |
| RIO (II) _ all (disc brake) | 597601G300 | rear LH | 05- | 1585/1335 | 10.0262 |
| RIO (II) _ all (disc brake) | 597701G300 | rear RH | 05- | 1590/1340 | 10.0261 |
| SEPHIA / SHUMA | | | | | |
| SEPHIA / SHUMA (FB) _ all (drum brake) | 0K2A144420D-0K2A144420E | rear LH | 96- | 1640/1365 | 09.0219 |
| SEPHIA / SHUMA (FB) _ all (drum brake) | 0K2A144410E-0K2A144410F | rear RH | 96- | 1630/1355 | 09.0218 |
| SEPHIA / SHUMA (FB) _ all (disc brake) | 0K2A244420C-0K2A244420D-0K2A244420E | rear LH | 96- | 1670/1405 | 09.0216 |
| SEPHIA / SHUMA (FB) _ all (disc brake) | 0K2A244410E-0K2A244410F-0K2FX44410 | rear RH | 96- | 1660/1390 | 09.0217 |
| SPORTAGE | | | | | |
| SPORTAGE (I) _ all | 0K08A44150-0K08A44150A-0K08A44150B | front | 96-03 | 400 | 09.0268 |
|  | | | | | |
| SPORTAGE (I) _ all | 0K01944420-0K04544420B | rear LH | 96-03 | 1490/1210 | 09.0213 |
| SPORTAGE (I) _ all | 0K01944410-0K04544410C -0K04544410D | rear RH | 96-03 | 1590/1310 | 09.0212 |
| SPORTAGE (II) _ all 4WD | 597601F500 | rear LH | 04- | 1840/1605 | 09.0272 |
| SPORTAGE (II) _ all 4WD | 597701F500 | rear RH | 04- | 1890/1655 | 09.0271 |
| SPORTAGE (III) _ all exc. 4WD | 597602S200-597602S250-597603W200 | rear LH | 09- | 1725/1470 | 10.0276 |
| SPORTAGE (III) _ all exc. 4WD | 597702S200-597702S250-597703W200 | rear RH | 09- | 1725/1460 | 10.0275 |
| SPORTAGE (III) _ all 4WD | 597602Y500 | rear LH | 09- | 1785/1505 | 10.0278 |
| SPORTAGE (III) _ all 4WD | 597702Y500 | rear RH | 09- | 1785/1505 | 10.0277 |
| SPORTAGE (IV) _ all | 59760D7000 | rear LH | 15- | 1720/1535 | 10.0238.1 |
| SPORTAGE (IV) _ all | 59770D7000 | rear RH | 15- | - | 10.0239.1 |
| VENGA | | | | | |
| VENGA _ all | 597601P000 | rear LH | 10- | 1835/1665 | 09.0224 |
| VENGA _ all | 597701P000 | rear RH | 10- | 1855/1685 | 09.0223 |

| application | OE reference | pos | year | length | code |
|------------------------------------|--|---------|-------|--------------------|------------------|
| LADA | | | | | |
| 2101/2/3 - 2104/5 | | | | | |
| 2101/2/3 - 2104/5 _all | 21013508068-4144491 | front | - | 470 | 11.0223 |
| 2101/2/3 - 2104/5 _all | 21013508180 | rear | - | 2510/865 +865 | 21.0201 |
| NIVA | | | | | |
| NIVA _all | 21213508068 | front | - | 380 | 21.0202 |
| NIVA _all | 21213508180 | rear | - | 2120/750 +750 | 21.0203 |
| SAMARA | | | | | |
| SAMARA _all | 21083508180 | LH-RH | - | 1620/1370 | 21.0204 |
| LANCIA - AUTOBIANCHI | | | | | |
| A112 | | | | | |
| A112 _all | 4261127 | rear | 74- | 2620/1125 +1125 | 19.0200 |
| BETA | | | | | |
| BETA _all | 82291382-82334114 | rear | 76-79 | 2170/930 +930 | 19.0204 |
| BETA _all | 82370168 | rear | 79-86 | 2200/960 +960 | 19.0205 |
| BETA _ 2.0 MONTECARLO | 4345206 | rear | - | 1960/720 +695 | 19.0221 |
| DEDRA | | | | | |
| DEDRA BER/SW _all | 46410282-60806293-60811362-7609367-92323732 | front | 89- | 410 | 11.0266 |
| DEDRA BER/SW _ 1.6 ie (drum brake) | 7615327-92323734 | rear LH | 89- | 1415/1040 | 11.0268 |
| DEDRA BER/SW _ 1.6 ie (drum brake) | 7615326-92323733 | rear RH | 89- | 1380/1010 | 11.0267 |
| DEDRA BER/SW _all (disc brake) | 7615343 | rear LH | 89-92 | 1495/1145 | 11.0270 |
| DEDRA BER/SW _all (disc brake) | 46460508-46465948-7714822-60806307 60806311-60812546 | rear LH | 93- | 1500/1150 | 11.0220.1 |
| DEDRA BER _all (disc brake) | 7615342 | rear RH | 89-92 | 1450/1100 | 11.0269 |
| DEDRA BER/SW _all (disc brake) | 46456850-60577826-60806310-60812799 60813055-60816031 | rear RH | 93- | 1455/1110 | 11.0232.1 |
| DEDRA BER _ 2.0 HF/T ie INTEGRALE | 60807561-82464806 | rear LH | 90- | 2430/795 | 19.0223 |
| DEDRA BER _ 2.0 HF/T ie INTEGRALE | 60807562-82464807 | rear RH | 90- | 1190/800 | 19.0224 |

BRAKE CABLES

Cavi freno a mano - Handbremsseile - Cables de frein - Mando freno



| application | OE reference | pos | year | length | code |
|--|--|---------|-------|--------------------|------------------|
| DELTA | | | | | |
| DELTA (I) _ all | 82349790-82358459 | front | 79-85 | 595 | 19.0207 |
| DELTA (I) _ all | 82416095 | front | 86-92 | 290 | 19.0213 |
| DELTA (I) _ 1.3, 1.5 | 82335639 | rear | 79-85 | 2885/1240 +1240 | 19.0208 |
| DELTA (I) _ 1.3, 1.5 | 82416097 | rear | 86-92 | 3110/1400 +1400 | 19.0214 |
| DELTA (I) _ 1.6 GT/HF TURBO | 82390483 | rear | 83-85 | 2510/1130 +1130 | 19.0209 |
| DELTA (I) _ 1.6 GT/HF TURBO | 82416096 | rear | 86-92 | 2680/1230 +1230 | 19.0215 |
| DELTA (I) _ 2.0 HF/T INTEGRALE | 82410629-82468694 | rear | 86-92 | 2865/1290 +1290 | 19.0216 |
| DELTA (II) _ all | 46410282-60806293-60811362-7609367-92323732 | front | 93-99 | 410 | 11.0266 |
| DELTA (II) _ 1.4 ie, 1.6 ie (drum brake) | 7615327-92323734 | rear LH | 93-99 | 1415/1040 | 11.0268 |
| DELTA (II) _ 1.4 ie, 1.6 ie (drum brake) | 7615326-92323733 | rear RH | 93-99 | 1380/1010 | 11.0267 |
| DELTA (II) _ all (disc brake) | 46460508-46465948-7714822-60806307 60806311-60812546 | rear LH | 93-99 | 1500/1150 | 11.0220.1 |
| DELTA (II) _ all (disc brake) | 46456850-60577826-60806310-60812799 60813055-60816031 | rear RH | 93-99 | 1455/1110 | 11.0232.1 |
| DELTA (III) _ all exc. 1.8 TJ | 51808306 | rear LH | 08- | 1895/1710 | 19.0245 |
| DELTA (III) _ all exc. 1.8 TJ | 51808304 | rear RH | 08- | 1755/1575 | 19.0244 |
| DELTA (III) _ 1.8 TJ | 51826008 | rear LH | 09- | 1940/1755 | 19.0246 |
| DELTA (III) _ 1.8 TJ | 51826007 | rear RH | 09- | 1790/1620 | 19.0247 |
| FLAVIA / FULVIA | | | | | |
| FLAVIA / FULVIA | 81719820-82262902 | rear | - | 3900/920 +920 | 19.0201 |
| FLAVIA / FULVIA _ all 5 speeds | 81820868 | rear | - | 1940/670 +670 | 19.0202 |
| FULVIA _ all 5 speeds type 2 | 81305065 | rear | - | 1935/675 +675 | 19.0203 |
| GAMMA | | | | | |
| GAMMA _ all | 82306616-82306816 | rear | - | 2400/1040 +1040 | 19.0206 |
| KAPPA | | | | | |
| KAPPA _ all | 60813842-82488247 | front | 95- | 315 | 19.0239 |
| KAPPA _ all | 60629718-60658396-82488246 | rear LH | 95- | 1345/1220 | 19.0232 |
| KAPPA _ all | 60629717-60658395-82488245 | rear RH | 95- | 1295/1175 | 19.0240 |
| LYBRA | | | | | |
| LYBRA _ all | 7773616 | front | 99-05 | 385 | 11.0219.1 |
| LYBRA _ all | 46546714 | rear LH | 99-05 | 1265/945 | 19.0243 |
| LYBRA _ all | 46546713 | rear RH | 99-05 | 1220/905 | 19.0242 |

| application | OE reference | pos | year | length | code |
|-----------------------------------|--|------------|-------|--------------------|------------------|
| MUSA | | | | | |
| MUSA _ all exc. MJTD | 51731443-51770286 | rear LH-RH | 04-12 | 1530/1315 | 11.0266.1 |
| MUSA _ 1.3 MJTD, 1.9 MJTD | 46847434-51770287 | rear LH-RH | 04-12 | 1555/1305 | 11.0267.1 |
| MUSA _ 1.6 MJTD | 51804860 | rear LH-RH | 06-12 | 1635/1420 | 11.0248.2 |
| PHEDRA | | | | | |
| PHEDRA _ all ch 10667 <- | 1400813180-1472957080-1487276080-4745E9-4745T5 | front | 02-06 | 500/255 | 11.0222.1 |
| PHEDRA _ all ch 10668 -> | 474622-1400813580 | front | 06- | 500/310 | 11.0217.2 |
| PHEDRA _ all ch 10668 -> | 474607-474623-474652-1400950680 1401215380-1401441780 | front | 06- | 1765/1610 | 11.0279.2 |
| PHEDRA _ all ch 10284 <- | 1487274080-4745T6 | rear LH | 02-05 | 1070/840 | 11.0264.1 |
| PHEDRA _ all ch 10284 <- | 1487275080-1487647080-4745T7-4745T8 | rear RH | 02-05 | 2360/2220 | 11.0263.1 |
| PHEDRA _ all ch 10285 -> | 1400310380-1400702180-4745Y8-474619 | rear LH | 05- | 1040/840 | 11.0206.2 |
| PHEDRA _ all ch 10285 -> | 1400310180-1400310280-4745Y6-4745Y7 | rear RH | 05- | 2310/2150 | 11.0205.2 |
| PHEDRA _ all | 1400204180-9809533380-474609 | rear LH-RH | 06- | 1255/1115 | 11.0249.2 |
| PRISMA | | | | | |
| PRISMA _ all | 82349790-82358459 | front | 83-92 | 595 | 19.0207 |
| PRISMA _ 1.3, 1.5 | 82335639 | rear | 83-92 | 2885/1240 +1240 | 19.0208 |
| PRISMA _ 1.6, 1.9 DS/TD | 82390483 | rear | 83-92 | 2510/1130 +1130 | 19.0209 |
| PRISMA _ 2.0 ie INTEGRALE | 82410629-82468694 | rear | 86-89 | 2865/1290 +1290 | 19.0216 |
| THEMA | | | | | |
| THEMA (I) _ all | 60511898-60807617-82399827 | front | 84-94 | 205 | 11.0260 |
| THEMA (I) _ all | 60801383-60801449-60801790-82390671-82441688 | rear | 84-92 | 2945/1380 +1235 | 11.0261 |
| THEMA (I) _ all with protection | 46408830-60808316-60811973-82481842 | rear | 92-94 | 2945/1380 +1240 | 11.0292 |
| THEMA (II) _ all (mechanic brake) | K04779589AE-K04779589AF-4779589AE-4779589AF | front | 11- | 3145/3015 | 19.0248 |
| THEMA (II) _ all (mechanic brake) | K68066189AB-K68066189AC-K68066189AD 68066189AC-68066189AD | rear LH | 11- | 750/610 | 19.0250 |
| THEMA (II) _ all (mechanic brake) | K04779592AB-K04779592AC-K04779592AD 4779592AA-4779592AC-4779592AD-4779592AE | rear RH | 11- | 710/565 | 09.0251 |
| THESIS | | | | | |
| THESIS _ all | 60630812-60661488 | rear LH | 02- | 1440/1320 | 01.0246 |
| THESIS _ all | 60630814-60661490 | rear RH | 02- | 1420/1305 | 01.0245 |
| Y10 | | | | | |
| Y10 _ all exc. 4WD | 5972833-7573814 | rear | 86-95 | 2385/945 +945 | 11.0257 |
| Y10 _ all cat. exc. 4WD | 7757560 | rear | 92-95 | 2385/950 +950 | 11.0291 |
| Y10 _ all 4WD | 4406021-X04406021-SE141167358A | rear | 86-95 | 2675/1010 +1010 | 11.0207 |

BRAKE CABLES

Cavi freno a mano - Handbremsseile - Cables de frein - Mando freno



| application | OE reference | pos | year | length | code |
|-------------|--------------|-----|------|--------|------|
|-------------|--------------|-----|------|--------|------|

Y

| | | | | | |
|-------|----------|---------|-------|-----------|----------------|
| Y_all | 82487780 | rear LH | 95-03 | 1390/1220 | 19.0229 |
| Y_all | 82487709 | rear RH | 95-03 | 1415/1245 | 19.0228 |

YPSILON

| | | | | | |
|-------------------------------------|-------------------|------------|-------|-----------|----------------|
| YPSILON (I) _ all | 46813948-51776180 | rear LH-RH | 03-11 | 1425/1200 | 19.0241 |
| YPSILON (I) _ 1.3 JTD/MJTD, 1.4 LPG | 51770137 | rear LH-RH | 09- | 1505/1350 | 19.0253 |
| YPSILON (II) _ all | 51900231 | rear LH | 11- | 1535/1260 | 19.0252 |
| YPSILON (II) _ all | 51900232 | rear RH | 11- | 1535/1260 | 19.0251 |

ZETA

| | | | | | |
|-------------------------|--|---------|-------|-----------|------------------|
| ZETA _ all | 1400813180-1472957080-1487276080-4745E9-4745T5 | front | 95-03 | 500/255 | 11.0222.1 |
| ZETA _ all (drum brake) | 1473322080-1475986080-4745F2 | rear LH | 95-03 | 1065/770 | 11.0210.1 |
| ZETA _ all (drum brake) | 1473321080-4745F3 | rear RH | 95-03 | 2285/2065 | 11.0209.1 |
| ZETA _ all (disc brake) | 1472959080-4745F4 | rear LH | 95-03 | 1255/1065 | 11.0224.1 |
| ZETA _ all (disc brake) | 1472958080-4745F5 | rear RH | 95-03 | 2205/2080 | 11.0223.1 |

LAND ROVER

DEFENDER

| | | | | | |
|--|-----------------------------|------|-------|----------|----------------|
| DEFENDER _ all 90-110-130 ch LA935629 <- | NTC3414-NRC5089 | rear | 90-06 | 1150/880 | 23.0240 |
| DEFENDER _ all 90-110-130 ch LA935630 -> | SPB000160-SPB500200-STC1530 | rear | 90-06 | 990/750 | 23.0272 |
| DEFENDER _ all 110 inc. VAN | NTC3480 | rear | 90-95 | 1125/860 | 23.0247 |

DISCOVERY

| | | | | | |
|--|---------------------|------------|-------|-----------|----------------|
| DISCOVERY (I) _ all ch KA055568 <- | NTC9400 | rear | 89-98 | 1195/945 | 23.0248 |
| DISCOVERY (I) _ all ch KA055569 <-> LA081991 | NTC6125 | rear | 89-98 | 1825/1600 | 23.0273 |
| DISCOVERY (I) _ all ch MA081992 -> | STC1528 | rear | 89-98 | 815/565 | 23.0274 |
| DISCOVERY (II) _ all ch XA224663 <- | SPB101500 | rear LH-RH | 98-04 | 770/520 | 23.0275 |
| DISCOVERY (II) _ all ch XA224664 -> | SPB000150-SPB101540 | rear LH-RH | 98-04 | 790/525 | 23.0276 |


FREELANDER

| | | | | | |
|-------------------------------------|----------------------------|---------|-------|-----------|----------------|
| FREELANDER (I) _ all ch YA999999 <- | SPB101310-SPB101311 | rear LH | 98-00 | 1570/1295 | 23.0246 |
| FREELANDER (I) _ all ch YA999999 <- | SPB101300-SPB101301 | rear RH | 98-00 | 1570/1290 | 23.0245 |
| FREELANDER (I) _ all ch 1A000001 -> | SPB000190-SPB101436 | rear LH | 01-06 | 1600/1280 | 23.0266 |
| FREELANDER (I) _ all ch 1A000001 -> | SPB000180-SPB101426 | rear RH | 01-06 | 1605/1295 | 23.0265 |
| FREELANDER (II) _ all | LR001032-LR008807-LR014431 | rear LH | 06- | 1580/1295 | 23.0278 |
| FREELANDER (II) _ all | LR001031-LR007496 | rear RH | 06- | 1575/1290 | 23.0277 |

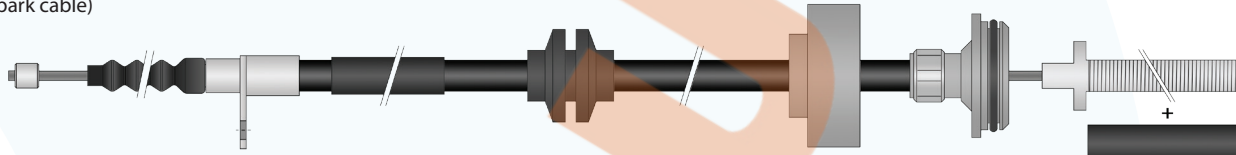
| application | OE reference | pos | year | length | code |
|-------------|--------------|-----|------|--------|------|
|-------------|--------------|-----|------|--------|------|

RANGE ROVER

| | | | | | |
|---|-----------------|------------|-------|-----------|----------------|
| RANGE ROVER (I) _ all ch CA265468 <- | NTC3414-NRC5089 | rear | 81-94 | 1150/880 | 23.0240 |
| RANGE ROVER (I) _ all ch CA265469 <-> EA351032 | NTC9400 | rear | 81-94 | 1195/945 | 23.0248 |
| RANGE ROVER (I) _ all ch FA351033 -> | NTC6125 | rear | 81-94 | 1825/1600 | 23.0273 |
| RANGE ROVER (II) _ all | ANR2215 | rear LH-RH | 94-02 | 830/605 | 23.0283 |
| RANGE ROVER (III) _ all ch 5A999999 <- | SPB000053 | rear LH | 02- | 1880/1230 | 23.0268 |
| RANGE ROVER (III) _ all ch 5A999999 <- | SPB000043 | rear RH | 02- | 1845/1200 | 23.0267 |
| RANGE ROVER (III) _ all ch 7A000001 -> (electric park cable) | SPB500190 | rear LH | 02- | 815/715 | 23.0280 |



| | | | | | |
|---|-----------|---------|-----|---------|----------------|
| RANGE ROVER (III) _ all ch 7A000001 -> (electric park cable) | SPB500180 | rear RH | 02- | 900/720 | 23.0279 |
|---|-----------|---------|-----|---------|----------------|


MAZDA
2

| | | | | | |
|---------------|--|------------|-------|-------------------------|------------------|
| 2 (I) _ all | DD3244150-1205735-25612853AC | front | 03-07 | 300 | 13.0218.1 |
| 2 (I) _ all | D35044400C-1140391-1201199-1206909 1211024-1445646-1446193-1502612-25612A603AE | rear | 03-07 | 1440/1255 +1295/1110 | 13.0220.1 |
| 2 (I) _ all | D35044430C-D35044430D-1094178-1209852 1220462-1226763-1232018-1253162-98AG2A635AG | rear LH-RH | 03-07 | 175 | 13.0221.1 |
| 2 (II) _ all | D65144150A-D65144150B-1534504-1751871 1822789-8V512853AA | front | 08- | 410 | 13.0282.1 |
| 2 (II) _ all | D65144400D-D65144400E-D65144400G D65144400H-D65144400J | rear | 08- | 1355/1205 +1325/1165 | 22.0294 |
| 2 (II) _ all | D65144430A-1514201-1753622-1757739 8V512A635AB-8V512A635AD | rear LH-RH | 08- | 160 | 13.0293.1 |
| 2 (III) _ all | DL3444430A | rear LH-RH | 14- | 160 | 22.0299 |

3

| | | | | | |
|------------------|---|---------|-------|---------------------------------|----------------|
| 3 (I) _ all | BP4K44150B-BP4K44150C-BP4K44150D | front | 03-08 | 340 | 22.0281 |
| 3 (I) _ all | BP4K44420E-BP4K44420F-BP4K44420G-BP4K44420H BP4K44420J-BP4K44420K | rear LH | 03-04 | 1830/1700 | 22.0273 |
| 3 (I) _ all | BP4K44410E-BP4K44410F-BP4K44410G-BP4K44410J BP4K44410K-BP4K44410L-BP4K44410M | rear RH | 03-04 | 1875/1745 | 22.0274 |
| 3 (I) _ all KIT | BS3E44200B-BS3E44200D-BS3E44200G | rear | 04-08 | 1905/1775 +1835/1705 | 22.0297 |
| 3 (II) _ all KIT | BS3E44200J-BS3E44200K | rear | 08- | 1910/1770 +1840/1700 +340 | 22.0296 |

BRAKE CABLES

Cavi freno a mano - Handbremsseile - Cables de frein - Mando freno



| application | OE reference | pos | year | length | code |
|------------------------------------|--|---------|-------|-------------------------|------------------|
| 5 | | | | | |
| 5 (I)(II) _ all | CC2944150-GA5R44150B-GA5R44150C-GJ2144150 | front | 05- | 250 | 22.0221 |
| 5 (I)(II) _ all | C23644420C-C23644420D-C23644420E-C23644420F C23644420H | rear LH | 05- | 1820/1705 | 22.0286 |
| 5 (I)(II) _ all | C23644410C-C23644410D-C23644410E-C23644410F C23644410H | rear RH | 05- | 1810/1690 | 22.0285 |
| 6 | | | | | |
| 6 (I) _ all | G22C44410B-G22C44410C-GJ6A44410A-GJ6A44410C | rear | 02-08 | 1645/1430 +1640/1430 | 22.0287 |
| 6 (II) _ all | GS1D44150A-GS1D44150B | front | 07-13 | 285 | 22.0200.1 |
| 6 (II) _ all | GS1D44410A-GS1D44410B | rear | 07-13 | 1660/1470 +1655/1465 | 22.0295 |
| 6 (III) _ all | GHP944150-KD3144150 | front | 12- | 350 | 22.0201.1 |
| 6 (III) _ all | GHM544420 | rear LH | 12- | 1940/1690 | 22.0202.1 |
| 6 (III) _ all | GHM544410 | rear RH | 12- | 1940/1685 | 22.0203.1 |
| 121 | | | | | |
| 121 (III) _ all | 1E0044150A-1E0044150B-1004542-1079068 1131657-1151332-1310482-1S512853AB-1S512853AC | front | 96-03 | 320 | 13.0275 |
| 121 (III) _ all | 1E0044410A-1E0044410B-1018642-1035693-1041713 1042338-1312641-3S512A603AA | rear | 96-03 | 1635/1445 +1580/1400 | 13.0278 |
| 323 | | | | | |
| 323 (II) BD _ all | B00144150C-B00144150D-B00144150E | rear | 80-85 | 2275/1520 +160 | 22.0217 |
| 323 (III) BF-BW _ all | B09244150-B21044150A | front | 85-95 | 215 | 22.0227 |
| 323 (III) BF _ all (drum brake) | B09244420A-B09244420B-B09244420C-B09244420D | rear LH | 85-91 | 1445/785 | 22.0219 |
| 323 (III) BF _ all (drum brake) | B09244410A-B09244410B-B09244410C-B09244410D | rear RH | 85-91 | 1445/785 | 22.0218 |
| 323 (III) BF _ all (disc brake) | B10744420A-B10744420B-B10744420C-B10744420E | rear LH | 85-91 | 1325/750 | 22.0258 |
| 323 (III) BF _ all (disc brake) | B10744410A-B10744410B-B10744410C-B10744410E | rear RH | 85-91 | 1325/750 | 22.0257 |
| 323 (III) BW _ all | B21644420B-B21644420C | rear LH | 86-95 | 1445/785 | 22.0238 |
| 323 (III) BW _ all | B21644410B-B21644410C | rear RH | 86-95 | 1445/785 | 22.0239 |
| 323 C/F/P/S (IV)(V) BG-BA _ all | B45544150 | front | 89-98 | 280 | 22.0282 |
| 323 C (IV) BG _ all (drum brake) | B46744420C-B46744420D-B46744420E | rear LH | 89-94 | 1455/1265 | 22.0228 |
| 323 C (IV) BG _ all (drum brake) | B46744410C-B46744410D-B46744410E | rear RH | 89-94 | 1500/1300 | 22.0229 |
| 323 F/S (IV) BG _ all (drum brake) | B45544420C-B45544420D-B45544420E | rear LH | 89-94 | 1500/1300 | 22.0230 |
| 323 F/S (IV) BG _ all (drum brake) | B45544410C-B45544410D-B45544410E | rear RH | 89-94 | 1455/1255 | 22.0231 |
| 323 C (IV) BG _ all (disc brake) | EA0344420A | rear LH | 89-94 | 1345/1170 | 22.0245 |
| 323 C (IV) BG _ all (disc brake) | EA0344410A | rear RH | 89-94 | 1345/1170 | 22.0244 |
| 323 F/S (IV) BG _ all (disc brake) | B46144420C | rear LH | 89-94 | 1390/1220 | 22.0270 |
| 323 F/S (IV) BG _ all (disc brake) | B46144410C | rear RH | 89-94 | 1390/1220 | 22.0269 |

| application | OE reference | pos | year | length | code |
|------------------------------------|---|------------|-------|-----------|----------------|
| > 323 | | | | | |
| 323 C/P (V) BA _ all | BC1B44420A | rear LH | 94-98 | 1545/1355 | 22.0264 |
| 323 C/P (V) BA _ all | BC1B44410A | rear RH | 94-98 | 1545/1345 | 22.0263 |
| 323 F/S (V) BA _ all | BC1D44420A-BC1D44420B-BC1D44420C | rear LH | 94-98 | 1645/1445 | 22.0275 |
| 323 F/S (V) BA _ all | BC1D44410A-BC1D44410B-BC1D44410D | rear RH | 94-98 | 1650/1445 | 22.0276 |
| 323 F (V) BA _ 2.0 24v | BC1E44420B-BC1E44420D | rear LH | 94-98 | 1515/1315 | 22.0280 |
| 323 F (V) BA _ 2.0 24v | BC1E44410B-BC1E44410C | rear RH | 94-98 | 1510/1315 | 22.0278 |
| 323 F/S (VI) BJ _ all | CC2944150-GA5R44150B-GA5R44150C-GJ2144150 | front | 98-04 | 250 | 22.0221 |
| 323 F/S (VI) BJ _ all (drum brake) | B25D44420B-B25D44420C | rear LH | 98-04 | 1635/1370 | 22.0271 |
| 323 F/S (VI) BJ _ all (drum brake) | B25D44410B-B25D44410C | rear RH | 98-04 | 1655/1395 | 22.0272 |
| 323 F/S (VI) BJ _ all (disc brake) | GE7C44420B-GE7C44420C-GE7C44420D | rear LH | 98-04 | 1685/1480 | 22.0268 |
| 323 F/S (VI) BJ _ all (disc brake) | GE7C44410B-GE7C44410C-GE7C44410D | rear RH | 98-04 | 1710/1500 | 22.0267 |
| 626 | | | | | |
| 626 (II) GC _ all | G03044150B | front | 82-87 | 235 | 22.0220 |
| 626 (II) GC _ all (drum brake) | G03044420E-G03044420F | rear LH | 82-87 | 1565/865 | 22.0216 |
| 626 (II) GC _ all (drum brake) | G03044410E-G03044410F | rear RH | 82-87 | 1565/865 | 22.0215 |
| 626 (II) GC _ all (disc brake) | G03744420E-G03744420F-G03744420G | rear LH | 83-87 | 1585/995 | 22.0236 |
| 626 (II) GC _ all (disc brake) | G03744410E-G03744410F-G03744410G | rear RH | 83-87 | 1585/995 | 22.0237 |
| 626 (III)(IV) GD-GV-GE _ all | CC2944150-GA5R44150B-GA5R44150C-GJ2144150 | front | 87- | 250 | 22.0221 |
| 626 (III) GD _ all (drum brake) | G21744420B-G21744420D-G21744420E-G21744420F | rear LH | 87-92 | 1650/1390 | 22.0225 |
| 626 (III) GD _ all (drum brake) | G21744410B-G21744410C-G21744410D-G21744410F | rear RH | 87-92 | 1620/1390 | 22.0224 |
| 626 (III) GD-GV _ all (disc brake) | G21344420B-G21344420D-G21344420E-G21344420F | rear LH | 87-98 | 1695/1525 | 22.0223 |
| 626 (III) GD-GV _ all (disc brake) | G21344410A-G21344410C-G21344410D-G21344410E | rear RH | 87-98 | 1680/1500 | 22.0222 |
| 626 (III) GD COUPÉ _ all | GJ2144420K | rear LH | 87-91 | 1580/1330 | 22.0234 |
| 626 (III) GD COUPÉ _ all | GJ2144410H | rear RH | 87-91 | 1565/1310 | 22.0235 |
| 626 (IV) GE _ all | GA5R44420B-GA5R44420C-GA5R44420D | rear LH | 91-98 | 1650/1445 | 22.0243 |
| 626 (IV) GE _ all | GA5R44410A-GA5R44410B-GA5R44410C | rear RH | 91-98 | 1650/1445 | 22.0242 |
| 626 (V) GF-GW _ all (drum brake) | CC2944150-GA5R44150B-GA5R44150C-GJ2144150 | front | 97-02 | 250 | 22.0221 |
| 626 (V) GF-GW _ all (disc brake) | GD7A44150 | front | 97-02 | 400 | 22.0247 |
| 626 (V) GF _ all (drum brake) | GE4T44420B-GE4T44420D | rear LH | 97-02 | 1660/1430 | 22.0266 |
| 626 (V) GF _ all (drum brake) | GE4T44410B-GE4T44410D | rear RH | 97-02 | 1680/1455 | 22.0265 |
| 626 (V) GW _ all (drum brake) | GD7A44420-GD7A44420D | rear LH | 97-02 | 1720/1490 | 22.0249 |
| 626 (V) GW _ all (drum brake) | GD7A44410 | rear RH | 97-02 | 1720/1490 | 22.0248 |
| 626 (V) GF _ all (disc brake) | GE7C44420B-GE7C44420C-GE7C44420D | rear LH | 97-02 | 1685/1480 | 22.0268 |
| 626 (V) GF _ all (disc brake) | GE7C44410B-GE7C44410C-GE7C44410D | rear RH | 97-02 | 1710/1500 | 22.0267 |
| 626 (V) GW _ all (disc brake) | C15344420A-G14T44420A-G14T44420B | rear LH | 97-02 | 1760/1555 | 22.0288 |
| 626 (V) GW _ all (disc brake) | C15344410A-G14T44410A-G14T44410B | rear RH | 97-02 | 1775/1570 | 22.0289 |
| 929 | | | | | |
| 929 HB _ all | H00144410H | rear LH-RH | 82-84 | 1395/480 | 22.0213 |
| 929 HB _ all | H12044410 | rear LH-RH | 84-87 | 1350/485 | 22.0214 |

BRAKE CABLES

Cavi freno a mano - Handbremsseile - Cables de frein - Mando freno



| application | OE reference | pos | year | length | code |
|--|---|------------|-------|-----------|------------------|
| B-SERIE | | | | | |
| B-SERIE UF _ all | UB7144420 | rear LH | 85-98 | 2550/1295 | 22.0251 |
| B-SERIE UF _ all | UB7144410 | rear RH | 85-98 | 2740/1360 | 22.0250 |
| B-SERIE UN _ 2.5 D/TD 4WD | UH7444420A-1332890-5025623-XM342A823BB | rear LH | 98-08 | 2590/2280 | 13.0237.2 |
| B-SERIE UN _ 2.5 D/TD 4WD | UH7444410A-1332891-3926394-XM342A604BB | rear RH | 98-08 | 1765/1475 | 13.0238.2 |
| BT-50 | | | | | |
| BT-50 PICK-UP _ 2.5 TDdi, 3.0 TDCi | UR5844420A-1456193-5025630-6M342A823BB | rear LH | 06-12 | 2640/2340 | 13.0239.2 |
| BT-50 PICK-UP _ 2.5 TDdi, 3.0 TDCi | UR5844410-1456187-5025625-6M342A604BB | rear RH | 06-12 | 1825/1530 | 13.0240.2 |
| BT-50 PICK-UP _ 2.5 TDCi, 3.0 TDCi 4WD | UR6144420A-1458608-5025664-6M342A823CB | rear LH | 06-12 | 3100/2800 | 13.0213.2 |
| BT-50 PICK-UP _ 2.5 TDCi, 3.0 TDCi 4WD | UR6144410A-1456190-5025649-6M342A604CB | rear RH | 06-12 | 2265/1965 | 13.0214.2 |
| CX-5 | | | | | |
| CX-5 KE-GH _ all | GHP944150-KD3144150 | front | 12- | 350 | 22.0201.1 |
| CX-5 KE-GH _ all | K01144420A | rear LH | 12- | 1920/1670 | 22.0204.1 |
| CX-5 KE-GH _ all | K01144410A | rear RH | 12- | 1920/1675 | 22.0205.1 |
| E-SERIE | | | | | |
| E-SERIE SR1-SR2 _ all | S08344410A-S08344410B-S08344410C-S08344410F | rear LH-RH | 84- | 1900/1170 | 22.0240 |
| MPV | | | | | |
| MPV (II) LW _ all | LC6244420C-LC6244420D-LC6244420E | rear LH | 99-06 | 1365/1100 | 22.0206.1 |
| MPV (II) LW _ all | LC6244410B-LC6244410C | rear RH | 99-06 | 1460/1185 | 22.0207.1 |
| MX-3 | | | | | |
| MX-3 EC _ all | B45544150 | front | 91-97 | 280 | 22.0282 |
| MX-3 EC _ 1.6 i | B46744420C-B46744420D-B46744420E | rear LH | 91-97 | 1455/1265 | 22.0228 |
| MX-3 EC _ 1.6 i | B46744410C-B46744410D-B46744410E | rear RH | 91-97 | 1500/1300 | 22.0229 |
| MX-3 EC _ 1.8 i v6 | EA0344420A | rear LH | 92-97 | 1345/1170 | 22.0245 |
| MX-3 EC _ 1.8 i v6 | EA0344410A | rear RH | 92-97 | 1345/1170 | 22.0244 |
| MX-5 | | | | | |
| MX-5 (I) NA _ all | NA0144420B | rear LH | 90-98 | 1175/1000 | 22.0283 |
| MX-5 (I) NA _ all | NA0144410B | rear RH | 90-98 | 1175/1000 | 22.0284 |
| MX-5 (II) NB _ all | NC1044420A-NC1044420B | rear LH | 98-05 | 1145/965 | 22.0291 |
| MX-5 (II) NB _ all | NC1044410A-NC1044410B | rear RH | 98-05 | 1145/965 | 22.0290 |
| MX-6 | | | | | |
| MX-6 GD-GE _ all | CC2944150-GA5R44150B-GA5R44150C-GJ2144150 | front | 87-97 | 250 | 22.0221 |
| MX-6 GD-GE _ all | GA5R44420B-GA5R44420C-GA5R44420D | rear LH | 87-97 | 1650/1445 | 22.0243 |
| MX-6 GD-GE _ all | GA5R44410A-GA5R44410B-GA5R44410C | rear RH | 87-97 | 1650/1445 | 22.0242 |

| application | OE reference | pos | year | length | code |
|-------------|--------------|-----|------|--------|------|
|-------------|--------------|-----|------|--------|------|

PREMACY

| | | | | | |
|-------------------------------|---|---------|-------|-----------|----------------|
| PREMACY CP _ all | CC2944150-GA5R44150B-GA5R44150C-GJ2144150 | front | 99-05 | 250 | 22.0221 |
| PREMACY CP _ all (drum brake) | G14V44420B-G14V44420C | rear LH | 99-05 | 1730/1505 | 22.0293 |
| PREMACY CP _ all (drum brake) | G14V44410B-G14V44410C | rear RH | 99-05 | 1740/1515 | 22.0292 |
| PREMACY CP _ all (disc brake) | C15344420A-G14T44420A-G14T44420B | rear LH | 99-05 | 1760/1555 | 22.0288 |
| PREMACY CP _ all (disc brake) | C15344410A-G14T44410A-G14T44410B | rear RH | 99-05 | 1775/1570 | 22.0289 |

MCC - SMART
CABRIO - CITY-COUPÉ - CROSSBLADE

| | | | | | |
|--|--|------------|-------|---------------------|------------------|
| SMART (450) _ all single piece CABRIO - CITY-COUPÉ - CROSSBLADE | 0004161V001-0004161V002-0004161V003 204220047-204220087 | rear LH-RH | 98-04 | 990/815 | 27.0271 |
| | | | | | |
| + | | | | | |
| SMART (450) _ all 2 pc. KIT CABRIO - CITY-COUPÉ - CROSSBLADE | 0004161V001-0004161V002-0004161V003 204220047-204220087 | rear LH-RH | 98-04 | 990/815 +990/815 | 27.0233.1 |
| | | | | | |
| + | | | | | |

FORFOUR

| | | | | | |
|----------------------------------|-----------------------|------------|-------|-----------|------------------|
| FORFOUR (454) _ all (drum brake) | 4544200185-MR955255 | rear LH | 04-06 | 1525/1315 | 24.0243 |
| FORFOUR (454) _ all (drum brake) | 4544200085-MR955256 | rear RH | 04-06 | 1560/1345 | 24.0242 |
| FORFOUR (454) _ all (disc brake) | 4544200385-MR955259 | rear LH | 04-06 | 1540/1390 | 24.0245 |
| FORFOUR (454) _ all (disc brake) | 4544200485-MR955260 | rear RH | 04-06 | 1570/1420 | 24.0244 |
| FORFOUR 2 (453) _ all | 4534200185-364026255R | rear LH-RH | 14- | 1855/755 | 41.0236.2 |

FORTWO

| | | | | | |
|---|--|------------|-------|---------------------|------------------|
| FORTWO (450) _ all single piece CABRIO-COUPÉ | 0004161V001-0004161V002-0004161V003 204220047-204220087 | rear LH-RH | 04-07 | 990/815 | 27.0271 |
| FORTWO (450) _ all 2 pc. KIT CABRIO-COUPÉ | 0004161V001-0004161V002-0004161V003 204220047-204220087 | rear LH-RH | 04-07 | 990/815 +990/815 | 27.0233.1 |
| FORTWO (451) _ all 2 pc. KIT CABRIO-COUPÉ | 4514200385-4514200485 | rear LH-RH | 07- | 990/815 +990/815 | 27.0265.1 |
| FORTWO (453) _ all CABRIOLET-COUPÉ | 4534200285 | rear LH-RH | 14- | 1295/755 | 27.0271.1 |

ROADSTER

| | | | | | |
|--|-------------|------------|-------|-----------------------|------------------|
| ROADSTER (452) _ all 2 pc. KIT CABRIO-COUPÉ | 0018975V001 | rear LH-RH | 03-05 | 1035/870 +1035/870 | 27.0206.1 |
|--|-------------|------------|-------|-----------------------|------------------|

BRAKE CABLES

Cavi freno a mano - Handbremsseile - Cables de frein - Mando freno

| application | OE reference | pos | year | length | code |
|-------------|--------------|-----|------|--------|------|
|-------------|--------------|-----|------|--------|------|

MERCEDES

190

| | | | | | |
|------------------|-------------------------------------|------------|-------|----------|----------------|
| 190 (W201) _ all | A2014200485 | front | 82-93 | 535 | 27.0208 |
| 190 (W201) _ all | A1244201185-A2014200685-A2014200785 | rear LH-RH | 82-93 | 1060/805 | 27.0214 |



200

| | | | | | |
|---|-------------------------------------|------------|-------|-----------|----------------|
| 200 (W123-S123) _ all 200-220-230-240-250-280-300 E/D-TE/D | A1234200485 | LH | 76-85 | 1640/1220 | 27.0206 |
| 200 (W123-S123) _ all 200-220-230-240-250-280-300 E/D-TE/D | A1234200585 | RH | 76-85 | 1615/1310 | 27.0207 |
| 200 (W123-S123) _ all 200-220-230-240-250-280-300 E/D-TE/D | A1234200285 | interm | 76-85 | 1740/1400 | 27.0211 |
| 200 (W124-S124) _ all 200-220-230-250-260-280-300-320-500 E/D-TE/D | A1244201085-A1244202685 | front | 85-93 | 2495/1885 | 27.0212 |
| 200 (W124-S124) _ all 200-220-230-250-260-280-300-320-500 E/D-TE/D | A1244201185-A2014200685-A2014200785 | rear LH-RH | 85-93 | 1060/805 | 27.0214 |

CABRIOLET

| | | | | | |
|------------------------|-------------------------------------|------------|-------|-----------|----------------|
| CABRIOLET (A124) _ all | A1244201085-A1244202685 | front | 91-93 | 2195/1885 | 27.0212 |
| CABRIOLET (A124) _ all | A1244201285-A1244202585 | interm | 91-93 | 2410/1885 | 27.0213 |
| CABRIOLET (A124) _ all | A1244201185-A2014200685-A2014200785 | rear LH-RH | 91-93 | 1060/805 | 27.0214 |

CL

| | | | | | |
|-----------------|-------------------------------------|---------|-------|-----------|------------------|
| CL (C140) _ all | A1404200985-A1404201985 | rear LH | 93-99 | 1135/930 | 27.0238.1 |
| CL (C140) _ all | A1404201085-A1404202085 | rear RH | 93-99 | 1110/900 | 27.0252 |
| CL (C215) _ all | A2154200485 | front | 99-06 | 2740/2280 | 27.0272.1 |
| CL (C215) _ all | A2204202785-A2204201285-A2204202285 | rear LH | 99-06 | 995/820 | 27.0299 |
| CL (C215) _ all | A2204202885-A2204201385-A2204202385 | rear RH | 99-06 | 980/805 | 27.0200.1 |

CLASSE A

| | | | | | |
|--|-------------------------|---------|-------|----------|------------------|
| CLASSE A (W168) _ all ch J016124 <- short wheelbase | A1684201385 | front | 97-99 | 985/385 | 27.0210.1 |
| CLASSE A (W168) _ all ch J016125 >- short wheelbase | A1684201685 | front | 99-04 | 990/385 | 27.0209.1 |
| CLASSE A (W168) _ all long wheelbase | A1684202085 | front | 97-04 | 1155/665 | 27.0208.1 |
| CLASSE A (W168) _ all ch J016124 <- short wheelbase | A1684200285-A1684201485 | rear LH | 97-99 | 1065/505 | 27.0242 |
| CLASSE A (W168) _ all ch J016125 >- short wheelbase | A1684201785 | rear LH | 99-04 | 1055/505 | 27.0263 |
| CLASSE A (W168) _ all short wheelbase | A1684200585-A1684201585 | rear RH | 97-04 | 735/505 | 27.0240 |
| CLASSE A (W168) _ all long wheelbase | A1684200685-A1684201985 | rear LH | 97-04 | 1035/520 | 27.0287 |
| CLASSE A (W168) _ all long wheelbase | A1684200785 | rear RH | 97-04 | 685/520 | 27.0288 |

| application | OE reference | pos | year | length | code |
|--------------------------------------|--|------------|-------|-----------|------------------|
| > CLASSE A | | | | | |
| CLASSE A (W169) _ all | A1694200085-A1694201685-A1694201785 | front | 04-12 | 1130/930 | 27.0273.1 |
| CLASSE A (W169) _ all | A1694200985-A1694201885 | front | 04-12 | 1305/1105 | 27.0214.1 |
| CLASSE A (W169) _ all | A1694201185 | rear LH | 04-12 | 585/475 | 27.0215.1 |
| CLASSE A (W169) _ all | A1694201285 | rear RH | 04-12 | 1215/1065 | 27.0216.1 |
| CLASSE B | | | | | |
| CLASSE B (W245) _ all | A1694200985-A1694201885 | front | 05-11 | 1305/1105 | 27.0214.1 |
| CLASSE B (W245) _ all | A1694201185 | rear LH | 05-11 | 585/475 | 27.0215.1 |
| CLASSE B (W245) _ all | A1694201285 | rear RH | 05-11 | 1215/1065 | 27.0216.1 |
| CLASSE C | | | | | |
| CLASSE C (W202-S202) _ all | A2024200885-A2024200887-A2024201685 A2024202985 | front | 93-01 | 2555/2385 | 27.0218 |
| CLASSE C (W202-S202) _ all | A2024200185-A2024202285-A2024202785 | rear LH | 93-01 | 960/795 | 27.0219 |
| CLASSE C (W202-S202) _ all | A2024200285-A2024202385-A2024202885 | rear RH | 93-01 | 925/760 | 27.0220 |
| CLASSE C (W203-S203-CL203) _ all | A2034200185-A2034200985 | front | 00-08 | 2735/2590 | 27.0292 |
| CLASSE C (W203-S203-CL203) _ all | A2034200285 | rear LH | 00-08 | 925/805 | 27.0293 |
| CLASSE C (W203-S203-CL203) _ all | A2034200385 | rear RH | 00-08 | 900/785 | 27.0294 |
| CLASSE C (W204-S204-C204) _ all | A2044201485 | front | 07- | 2060/1900 | 27.0264.1 |
| CLASSE C (W204-S204-C204) _ all | A2044201085 | interm | 07- | 1150/750 | 27.0274.1 |
| CLASSE C (W204-S204-C204) _ all | A2044200985-A2044202385-A2044202585 | rear LH-RH | 07- | 730/595 | 27.0263.1 |
| CLASSE CLC | | | | | |
| CLASSE CLC (CL203) _ all | A2034200185-A2034200985 | front | 08-11 | 2735/2590 | 27.0292 |
| CLASSE CLC (CL203) _ all | A2034200285 | rear LH | 08-11 | 925/805 | 27.0293 |
| CLASSE CLC (CL203) _ all | A2034200385 | rear RH | 08-11 | 900/785 | 27.0294 |
| CLASSE E | | | | | |
| CLASSE E (W124-S124-C124-A124) _ all | A1244201085-A1244202685 | front | 93-98 | 2195/1885 | 27.0212 |
| CLASSE E (C124-A124) _ all | A1244201285-A1244202585 | interm | 93-98 | 2410/1885 | 27.0213 |
| CLASSE E (W124-S124-C124-A124) _ all | A1244201185-A2014200685-A2014200785 | rear LH-RH | 93-98 | 1060/805 | 27.0214 |
| CLASSE E (W210-S210) _ all | A2104200885-A2104201885 | front | 95-03 | 2615/2430 | 27.0249 |
| CLASSE E (W210-S210-VF210) _ all | A2104201085-A2104201485 | rear LH | 95-03 | 1060/835 | 27.0244 |
| CLASSE E (W210-S210-VF210) _ all | A2104201185-A2104201585 | rear RH | 95-03 | 1030/810 | 27.0243 |
| CLASSE E (W211-S211-VF211) _ all | A2114200185-A2114201785 | front | 02-09 | 1955/1810 | 27.0296 |
| CLASSE E (W211-S211-VF211) _ all | A2114200285-A2114200385-A2114202385 A2114202485-A2114202585-A2114202685 | rear LH-RH | 02-09 | 1735/1560 | 27.0297 |
| CLASSE E (W212-S212) _ all | A2124200785 | front | 09- | 2040/1890 | 27.0246.1 |
| CLASSE E (W212-S212) _ all | A2124200285 | interm | 09- | 1250/860 | 27.0247.1 |
| CLASSE E (W212-S212) _ all | A2124200185-A2124201285-A2124201385 | rear LH-RH | 09- | 745/600 | 27.0243.1 |
| CLASSE E (C207-A207) _ all | A2044201485 | front | 09- | 2060/1900 | 27.0264.1 |
| CLASSE E (C207-A207) _ all | A2044201085 | interm | 09- | 1150/750 | 27.0274.1 |
| CLASSE E (C207-A207) _ all | A2044200985-A2044202385-A2044202585 | rear LH-RH | 09- | 730/595 | 27.0263.1 |

BRAKE CABLES

Cavi freno a mano - Handbremsseile - Cables de frein - Mando freno



| application | OE reference | pos | year | length | code |
|-------------|--------------|-----|------|--------|------|
|-------------|--------------|-----|------|--------|------|

CLASSE G

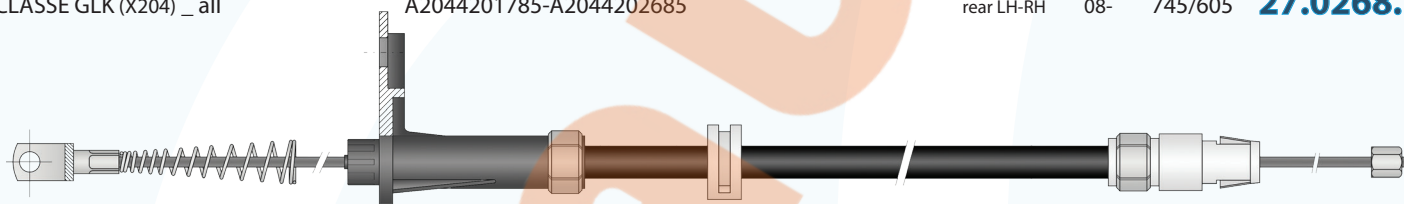
| | | | | | |
|-----------------------|-------------|---------|-----|-----------|------------------|
| CLASSE G (W461) _ all | A4634200585 | rear LH | 90- | 2085/1710 | 27.0249.1 |
| CLASSE G (W461) _ all | A4634200685 | rear RH | 90- | 2235/1855 | 27.0250.1 |
| CLASSE G (W463) _ all | A4634205185 | rear LH | 99- | 2230/1930 | 27.0267.1 |
| | | | | | |
| CLASSE G (W463) _ all | A4634205085 | rear RH | 99- | 2375/2075 | 27.0266.1 |

CLASSE GL

| | | | | | |
|------------------------|-------------------------|------------|-----|---------|------------------|
| CLASSE GL (X164) _ all | A1644200385-A1644202385 | rear LH-RH | 06- | 815/715 | 27.0234.1 |
|------------------------|-------------------------|------------|-----|---------|------------------|

CLASSE GLK

| | | | | | |
|-------------------------|-------------------------|------------|-----|-----------|------------------|
| CLASSE GLK (X204) _ all | A2044201585-A2044201885 | front | 08- | 2055/1900 | 27.0251.1 |
| CLASSE GLK (X204) _ all | A2044200885 | interm | 08- | 1140/745 | 27.0252.1 |
| CLASSE GLK (X204) _ all | A2044201785-A2044202685 | rear LH-RH | 08- | 745/605 | 27.0268.1 |



CLASSE M

| | | | | | |
|-----------------------|-------------------------|------------|-------|-----------|------------------|
| CLASSE M (W163) _ all | A1634200285 | front | 98-05 | 1780/1600 | 27.0202.1 |
| CLASSE M (W163) _ all | A1634200785-501210310E | rear LH | 98-05 | 2025/1870 | 27.0203.1 |
| CLASSE M (W163) _ all | A1634200885-501210311C | rear RH | 98-05 | 1930/1775 | 27.0204.1 |
| CLASSE M (W164) _ all | A1644200385-A1644202385 | rear LH-RH | 05-12 | 815/715 | 27.0234.1 |

CLASSE R

| | | | | | |
|----------------------------|-------------------------|------------|-----|---------|------------------|
| CLASSE R (W251-V251) _ all | A2514200285-A2514202385 | rear LH-RH | 05- | 820/720 | 27.0254.1 |
|----------------------------|-------------------------|------------|-----|---------|------------------|


CLASSE S

| | | | | | |
|---------------------------------------|-------------------------------------|---------|-------|-----------|------------------|
| CLASSE S (W126-C126) _ all | A1264201685 | rear LH | 79-91 | 1095/850 | 27.0236 |
| CLASSE S (W126-C126) _ all | A1264201785 | rear RH | 79-91 | 1110/890 | 27.0237 |
| CLASSE S (W140-C140) SE/SEL/SEC _ all | A1404201885-A1404203885-A1404204485 | front | 91-98 | 2620/2225 | 27.0237.1 |
| CLASSE S (W140) _ all | A1404204885 | front | 93-98 | 2260/1780 | 27.0242.1 |
| CLASSE S (W140-C140) _ all | A1404200985-A1404201985 | rear LH | 91-98 | 1135/930 | 27.0238.1 |
| CLASSE S (W140-C140) _ all | A1404201085-A1404202085 | rear RH | 91-98 | 1110/900 | 27.0252 |

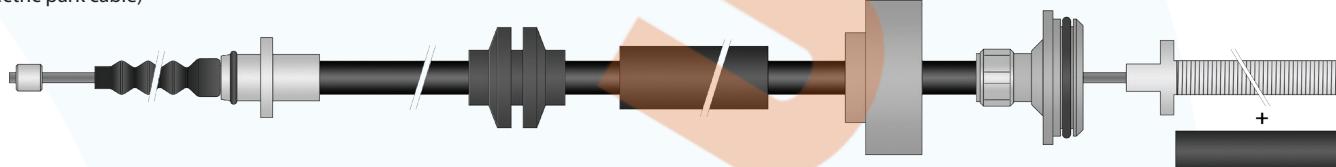
| application | OE reference | pos | year | length | code |
|-------------|--------------|-----|------|--------|------|
|-------------|--------------|-----|------|--------|------|

> CLASSE S

| | | | | | |
|---|-------------------------------------|---------|-------|-----------|------------------|
| CLASSE S (W220) _ all short wheelbase | A2204200985 | front | 98-06 | 2760/2235 | 27.0298 |
| CLASSE S (W220) _ all long wheelbase | A2204201785 | front | 98-06 | 2935/2280 | 27.0261.1 |
| CLASSE S (C215) _ all | A2154200485 | front | 98-06 | 2740/2280 | 27.0272.1 |
| CLASSE S (W220-C215) _ all | A2204202785-A2204201285-A2204202285 | rear LH | 98-06 | 995/820 | 27.0299 |
| CLASSE S (W220-C215) _ all | A2204202885-A2204201385-A2204202385 | rear RH | 98-06 | 980/805 | 27.0200.1 |
| CLASSE S (W220) _ S 600 | A2204201985-A2204203185 | rear LH | 98-06 | 1010/825 | 27.0276.1 |
| CLASSE S (W220) _ S 600 | A2204202085-A2204203285 | rear RH | 98-06 | 1000/810 | 27.0277.1 |
| CLASSE S (W221-C216) _ all (electric park cable) | A2214201385 | rear LH | 05-13 | 455/355 | 27.0269.1 |



| | | | | | |
|---|-------------|---------|-------|----------|------------------|
| CLASSE S (W221-C216) _ all (electric park cable) | A2214201285 | rear RH | 05-13 | 1050/890 | 27.0270.1 |
|---|-------------|---------|-------|----------|------------------|


CLASSE V

| | | | | | |
|------------------------|-------------|------------|-------|-----------|----------------|
| CLASSE V (638/2) _ all | A6384200785 | front | 96-03 | 2925/2720 | 27.0245 |
| CLASSE V (638/2) _ all | A6384270338 | rear LH-RH | 96-03 | 1170/900 | 27.0246 |

CLK

| | | | | | |
|-----------------------|-------------------------------------|---------|-------|-----------|----------------|
| CLK (C208-A208) _ all | A2024203285 | front | 97-03 | 2555/2400 | 27.0289 |
| CLK (C208-A208) _ all | A2024200185-A2024202285-A2024202785 | rear LH | 97-03 | 960/795 | 27.0219 |
| CLK (C208-A208) _ all | A2024200285-A2024202385-A2024202885 | rear RH | 97-03 | 925/760 | 27.0220 |
| CLK (C209-A209) _ all | A2034200185-A2034200985 | front | 02-10 | 2735/2590 | 27.0292 |
| CLK (C209-A209) _ all | A2034200285 | rear LH | 02-10 | 925/805 | 27.0293 |
| CLK (C209-A209) _ all | A2034200385 | rear RH | 02-10 | 900/785 | 27.0294 |

CLS

| | | | | | |
|-----------------------|--|------------|-------|-----------|------------------|
| CLS (C219) _ all | A2114200185-A2114201785 | front | 04-11 | 1955/1810 | 27.0296 |
| CLS (C219) _ all | A2114200285-A2114200385-A2114202385 A2114202485-A2114202585-A2114202685 | rear LH-RH | 04-11 | 1735/1560 | 27.0297 |
| CLS (C218-X218) _ all | A2124200785 | front | 10- | 2040/1890 | 27.0246.1 |
| CLS (C218-X218) _ all | A2124200285 | interm | 10- | 1250/860 | 27.0247.1 |
| CLS (C218-X218) _ all | A2124200185-A2124201285-A2124201385 | rear LH-RH | 10- | 745/600 | 27.0243.1 |

BRAKE CABLES

Cavi freno a mano - Handbremsseile - Cables de frein - Mando freno



| application | OE reference | pos | year | length | code |
|---|-------------------------------------|------------|-------|-----------|------------------|
| COUPÉ | | | | | |
| COUPÉ (C123) _ all | A1234200485 | LH | 77-85 | 1640/1220 | 27.0206 |
| COUPÉ (C123) _ all | A1234200585 | RH | 77-85 | 1615/1310 | 27.0207 |
| COUPÉ (C123) _ all | A1234200285 | interm | 77-85 | 1740/1400 | 27.0211 |
| COUPÉ (C124) _ all | A1244201085-A1244202685 | front | 87-93 | 2195/1885 | 27.0212 |
| COUPÉ (C124) _ all | A1244201285-A1244202585 | interm | 87-93 | 2410/1885 | 27.0213 |
| COUPÉ (C124) _ all | A1244201185-A2014200685-A2014200785 | rear LH-RH | 87-93 | 1060/805 | 27.0214 |
| SL | | | | | |
| SL (R129) _ all | A1294202685-A1294202785 | front | 89-01 | 2300/2000 | 27.0239.1 |
| SL (R129) _ all | A1294200885-A1294202495 | rear LH | 89-01 | 1045/840 | 27.0241.1 |
| SL (R129) _ all | A1294200985-A1294202585 | rear RH | 89-01 | 1015/810 | 27.0240.1 |
| SL (R230) _ all | A2304200285 | front | 01-12 | 2140/1590 | 27.0255.1 |
| SL (R230) _ all | A2304200485 | rear LH | 01-12 | 1180/970 | 27.0256.1 |
| SL (R230) _ all | A2304200585 | rear RH | 01-12 | 1160/950 | 27.0257.1 |
| SLK | | | | | |
| SLK (R170) _ all | A1704200385 | rear LH | 96-04 | 1005/830 | 27.0264 |
| SLK (R170) _ all | A1704200485 | rear RH | 96-04 | 995/825 | 27.0265 |
| SLK (R171) _ all | A1714200185 | rear LH | 04-11 | 760/645 | 27.0232.1 |
| SLK (R171) _ all | A1714200285 | rear RH | 04-11 | 1005/780 | 27.0231.1 |
| VANEO | | | | | |
| VANEO (414) _ all | A4144200185 | front | 02-05 | 1465/860 | 27.0211.1 |
| VANEO (414) _ all | A1684200685-A1684201985 | rear LH | 02-05 | 1035/520 | 27.0287 |
| VANEO (414) _ all | A1684200785 | rear RH | 02-05 | 685/520 | 27.0288 |
| VIANO | | | | | |
| VIANO (W639) _ all 3200 wheelbase | A6394201485-A6394202985 | front | 03- | 2430/1370 | 27.0226.1 |
| VIANO (W639) _ all 3200 wheelbase | A6394203185 | front | 10- | 2755/1685 | 27.0278.1 |
| VIANO (W639) _ all 3430 wheelbase | A6394201385-A6394202785 | front | 03- | 2800/1735 | 27.0227.1 |
| VIANO (W639) _ all ch 673613 <- 3430 wheelbase | A6394203285 | front | 10- | 2985/1690 | 27.0279.1 |
| VIANO (W639) _ all ch 673614 -> 3430 wheelbase | A6394202885 | front | 10- | 3030/1735 | 27.0280.1 |
| VIANO (W639) _ all | A6394270438-A6394203585 | rear LH | 03- | 1285/1035 | 27.0230.1 |
| VIANO (W639) _ all | A6394270538-A6394203685 | rear RH | 03- | 1150/900 | 27.0229.1 |
| VIANO (W639) _ all | A6394203785 | rear RH | 10- | 1185/930 | 27.0281.1 |

| application | OE reference | pos | year | length | code |
|-------------|--------------|-----|------|--------|------|
|-------------|--------------|-----|------|--------|------|

MERCEDES commercial vehicles
100

| | | | | | |
|------------------------------------|-------------------------|------------|-------|-----------|----------------|
| MB 100 (631) _ 100-120-140 | A6314201985 | front | 88-96 | 1640/485 | 27.0222 |
| MB 100 (631) _ 140-160-180 | A6314202085 | front | 88-96 | 1405/480 | 27.0235 |
| MB 100 (631) _ 130 | A6314200185 | front | 88-96 | 1080 | 27.0238 |
| MB 100 (631) _ 150 | A6314200285 | front | 88-96 | 1330 | 27.0268 |
| MB 100 (631) _ 100-120-140-160-180 | A6314201285-A6314202185 | rear LH-RH | 88-96 | 1435/1015 | 27.0215 |
| MB 100 (631) _ 130-150 | A6314200485 | rear LH | 88-96 | 1535 | 27.0269 |
| MB 100 (631) _ 130-150 | A6314200585 | rear RH | 88-96 | 1695 | 27.0270 |

CITAN

| | | | | | |
|--------------------------------|------------------------|------------|-----|----------|------------------|
| CITAN (415) _ all (drum brake) | A4154200385-8200935175 | rear LH-RH | 12- | 1970/775 | 41.0240.2 |
| CITAN (415) _ all (disc brake) | A4154200185-8200526870 | rear LH-RH | 12- | 2015/920 | 41.0293.1 |

SPRINTER

| | | | | | |
|--|---|------------|-------|-----------|------------------|
| SPRINTER (901-902-903-904) _ all 3000 wheelbase_single wheels | A9014202085-2D0609701 | front | 95-06 | 1435/285 | 27.0274 |
| SPRINTER (901-902-903-904) _ all 3000 wheelbase_twin wheels_swivel seat | A9014202785 | front | 95-06 | 1415/285 | 27.0275 |
| SPRINTER (901-902-903-904) _ all 3550 wheelbase_single wheels | A9014202185-2D0609701A | front | 95-06 | 1990/285 | 27.0207.1 |
| SPRINTER (901-902-903-904) _ all 3550 wheelbase_twin wheels_swivel seat | A9014202180-A9044200385-2D0609701C | front | 95-06 | 1970/285 | 27.0276 |
| SPRINTER (903-904) _ all 4025 wheelbase_single wheels | A9014202285-2D0609701B | front | 95-06 | 2460/285 | 27.0277 |
| SPRINTER (903-904) _ all 4025 wheelbase_twin wheels_swivel seat | A9044200485-2D0609701D | front | 95-06 | 2440/285 | 27.0205.1 |
| SPRINTER (901-902-903-904) _ all SA. 504013/01 | A9014201885-2D0609721 | rear LH-RH | 95-06 | 1515/1345 | 27.0278 |
| SPRINTER (901-902-903-904) _ all SA. 504013/04 | A9014202885 | rear LH-RH | 95-06 | 1540/1370 | 27.0279 |
| SPRINTER (903-904) _ all SA. 504013/02 | A9044200185-2D0609721A | rear LH | 95-06 | 1525/1350 | 27.0280 |
| SPRINTER (903-904) _ all SA. 504013/02 | A9044200285-2D0609722 | rear RH | 95-06 | 1525/1360 | 27.0281 |
| SPRINTER (903-904) _ all SA. 504013/05 | A9044200585 | rear LH | 95-06 | 1560/1395 | 27.0282 |
| SPRINTER (903-904) _ all SA. 504013/05 | A9044200685 | rear RH | 95-06 | 1565/1400 | 27.0283 |
| SPRINTER (901-902-904) _ all SA. 504013/03 | A6674204685 | rear LH | 96- | 1680/1515 | 27.0284 |
| SPRINTER (901-902-904) _ all SA. 504013/03 | A6674204785 | rear RH | 96- | 1680/1510 | 27.0285 |
| SPRINTER (906) 3-t, 3,5-t, 4,6-t, 5-t _ all 3250 wheelbase_mod 906xx1 | A9064202485-A9064205085-2E0609701AL 2E3609701A | front | 06- | 1465/365 | 27.0217.1 |
| SPRINTER (906) 3-t, 3,5-t, 4,6-t, 5-t _ all 3250 wheelbase_mod 906xx1_CAB/RIB | A9064202885-A9064203785-A9064205385 2E0609701AN-2E0609701R | front | 06- | 1375/270 | 27.0220.1 |
| SPRINTER (906) 3-t, 3,5-t, 4,6-t, 5-t _ all 3665 wheelbase_mod 906xx3 | A9064202285-A9064205185-2E0609701AM 2E0609701L | front | 06- | 1865/365 | 27.0218.1 |
| SPRINTER (906) 3-t, 3,5-t, 4,6-t, 5-t _ all 3665 wheelbase_mod 906xx3_CAB/RIB | A9064202685-A9064205485-2E0609701AP 2E0609701P | front | 06- | 1770/270 | 27.0221.1 |

BRAKE CABLES

Cavi freno a mano - Handbremsseile - Cables de frein - Mando freno



| application | OE reference | pos | year | length | code |
|-------------|--------------|-----|------|--------|------|
|-------------|--------------|-----|------|--------|------|

> SPRINTER

| | | | | | |
|--|--|------------|-------|-----------|------------------|
| SPRINTER (906) 3-t, 3,5-t, 4,6-t, 5-t _ all mod 906xx3 | A9064205785-A9064203885 | front | 06- | 1805/305 | 27.0259.1 |
| SPRINTER (906) 3-t, 3,5-t, 4,6-t, 5-t _ all 4325 wheelbase_mod 906xx5/7 | A9064202385-A9064205285-2E0609701AT 2E0609701M | front | 06- | 2520/365 | 27.0219.1 |
| SPRINTER (906) 3-t, 3,5-t, 4,6-t, 5-t _ all 4325 wheelbase_mod 906xx5/7_CAB/RIB | A9064202785-A9064205585-A9064203985 2E0609701BA-2E0609701Q | front | 06- | 2425/270 | 27.0222.1 |
| SPRINTER (906) 3-t, 3,5-t, 4,6-t, 5-t _ all mod 906xx5/7 | A9064205885 | front | 06- | 2460/305 | 27.0260.1 |
| SPRINTER (906) 3-t, 3,5-t, 4,6-t _ all SA. 504013/06 | A9064202085-A9064206885-2E0609701AQ 2E0609701J | rear LH-RH | 06-09 | 1665/1410 | 27.0223.1 |
| | | | | | |
| SPRINTER (906) 3-t, 3,5-t, 4,6-t _ all SA. 504013/08 | A9064202985-A9064206985 | rear LH-RH | 09- | 1710/1445 | 27.0258.1 |
| SPRINTER (906) 5-t _ all single wheels_exc. SA. RH9 | A9064203085-A9064204485-A9064207085 2E0609701AR-2E0609701T-2E0609702B | rear LH-RH | 06- | 1395/1065 | 27.0224.1 |
| SPRINTER (906) 5-t _ all twin wheels_SA. RH9 | A9064203185-2E0609701AA-2E0609701AS | rear LH-RH | 06-09 | 1435/1100 | 27.0225.1 |
| SPRINTER (906) 5-t _ all twin wheels_SA. RH9 | A9064204585-A9064207185-2E0609702C | rear LH-RH | 09- | 1430/1100 | 27.0245.1 |

T1 - T1/TN

| | | | | | |
|---|-------------------------------------|------------|-------|-----------|------------------|
| T1 (601-602-611) _ all 207-208-209-210-307-308-309-310-407 B/D | A6014201585 | front | 77-96 | 210 | 27.0234 |
| T1 (601-602-611) _ all 3050 wheelbase 207-208-209-210-307-308-309-310-407 B/D | A6014201685 | interm | 77-96 | 835 | 27.0223 |
| T1 (601-602-611) _ all 3350 wheelbase 207-208-209-210-307-308-309-310-407 B/D | A6014201785 | interm | 77-96 | 1130 | 27.0224 |
| T1 (601-602-611) _ all 3700 wheelbase 207-208-209-210-307-308-309-310-407 B/D | A6014201885 | interm | 77-96 | 1480 | 27.0227 |
| T1 (601-602-611) _ all Perrot brake system 207-208-209-210-307-309-407 B/D | A6014201185 | rear LH-RH | 77-86 | 1795/930 | 27.0217 |
| T1 (601-602-611) _ all Mercedes brake system 207-208-209-210-307-308-309-310 B/D | A6014203385-A6014203685-A6014204685 | rear LH | 86-96 | 1845/1020 | 27.0232 |
| T1 (601-602-611) _ all Mercedes brake system 207-208-209-210-307-308-309-310 B/D | A6014203485-A6014203785-A6014204785 | rear RH | 86-96 | 1845/1020 | 27.0233 |
| T1/TN (611.3 /.4) _ all 408-410 B/D | A6114201685 | rear LH | 88-95 | 1750/1100 | 27.0236.1 |
| T1/TN (611.3 /.4) _ all 408-410 B/D | A6114201785 | rear RH | 88-95 | 1750/1100 | 27.0235.1 |

VARIO

| | | | | | |
|---------------------------|-------------|---------|-----|-----------|----------------|
| VARIO _ 512 D twin wheels | A6674204685 | rear LH | 96- | 1680/1515 | 27.0284 |
| VARIO _ 512 D twin wheels | A6674204785 | rear RH | 96- | 1680/1510 | 27.0285 |

| application | OE reference | pos | year | length | code |
|--|-------------------------|------------|-------|-----------|------------------|
| VITO | | | | | |
| VITO (638) _ all | A6384200785 | front | 96-03 | 2925/2720 | 27.0245 |
| VITO (638) _ all | A6384270338 | rear LH-RH | 96-03 | 1170/900 | 27.0246 |
| VITO (W639) _ all 3200 wheelbase | A6394201485-A6394202985 | front | 03- | 2430/1370 | 27.0226.1 |
| VITO (W639) _ all 3200 wheelbase | A6394203185 | front | 10- | 2755/1685 | 27.0278.1 |
| VITO (W639) _ all 3430 wheelbase | A6394201385-A6394202785 | front | 03- | 2800/1735 | 27.0227.1 |
| VITO (W639) _ all ch 673613 <- 3430 wheelbase | A6394203285 | front | 10- | 2985/1690 | 27.0279.1 |
| VITO (W639) _ all ch 673614 -> 3430 wheelbase | A6394202885 | front | 10- | 3030/1735 | 27.0280.1 |
| VITO (W639) _ all 4WD | A6394201785 | front | 06- | 2815/1750 | 27.0228.1 |
| VITO (W639) _ all | A6394270438-A6394203585 | rear LH | 03- | 1285/1035 | 27.0230.1 |
| VITO (W639) _ all | A6394270538-A6394203685 | rear RH | 03- | 1150/900 | 27.0229.1 |
| VITO (W639) _ all | A6394203785 | rear RH | 10- | 1185/930 | 27.0281.1 |

MINI

| | | | | | |
|--|-------------------------|---------|-------|-----------|----------------|
| MINI | | | | | |
| MINI (R50-R53) _ all ONE /D-COOPER /S-JC WORKS | 34406777400-34411514215 | rear LH | 00-05 | 1445/1300 | 05.0241 |
| MINI (R50-R53) _ all ONE /D-COOPER /S-JC WORKS | 34406777399-34411514214 | rear RH | 00-05 | 1445/1300 | 05.0240 |
| MINI (R56) _ all ONE /D/LPG-COOPER /D/S/SD-JC WORKS | 34406769955 | rear LH | 05-13 | 1405/1140 | 05.0256 |
| MINI (R56) _ all ONE /D/LPG-COOPER /D/S/SD-JC WORKS | 34406769954 | rear RH | 05-13 | 1415/1155 | 05.0255 |
| MINI (F55) _ all ONE /D/First-COOPER /D/S/SD-JC WORKS | 34406852187 | front | 13- | 1195/745 | 05.0270 |
| MINI (F56) _ all ONE /D/First-COOPER /D/S/SD-JC WORKS | 34406852186 | front | 13- | 1120/665 | 05.0271 |
| MINI (F55-F56) _ all ONE /D/First-COOPER /D/S/SD-JC WORKS | 34406852189 | rear LH | 13- | 845/495 | 05.0272 |
| MINI (F55-F56) _ all ONE /D/First-COOPER /D/S/SD-JC WORKS | 34406852190 | rear RH | 13- | 770/500 | 05.0269 |

| | | | | | |
|---|-------------------------|---------|-------|-----------|----------------|
| MINI CABRIOLET | | | | | |
| MINI CABRIOLET (R52) _ all ONE-COOPER /S-JC WORKS | 34406777400-34411514215 | rear LH | 04-08 | 1445/1300 | 05.0241 |
| MINI CABRIOLET (R52) _ all ONE-COOPER /S-JC WORKS | 34406777399-34411514214 | rear RH | 04-08 | 1445/1300 | 05.0240 |
| MINI CABRIOLET (R57) _ all ONE-COOPER /D/S/SD-JC WORKS | 34406769955 | rear LH | 07-15 | 1405/1140 | 05.0256 |
| MINI CABRIOLET (R57) _ all ONE-COOPER /D/S/SD-JC WORKS | 34406769954 | rear RH | 07-15 | 1415/1155 | 05.0255 |
| MINI CABRIOLET (F57) _ all ONE-COOPER /D/S/SD-JC WORKS | 34406852186 | front | 14- | 1120/665 | 05.0271 |
| MINI CABRIOLET (F57) _ all ONE-COOPER /D/S/SD-JC WORKS | 34406852189 | rear LH | 14- | 845/495 | 05.0272 |
| MINI CABRIOLET (F57) _ all ONE-COOPER /D/S/SD-JC WORKS | 34406852190 | rear RH | 14- | 770/500 | 05.0269 |

BRAKE CABLES

Cavi freno a mano - Handbremsseile - Cables de frein - Mando freno



| application | OE reference | pos | year | length | code |
|--|------------------------------|---------|-------|-----------|------------------|
| MINI CLUBMAN | | | | | |
| MINI CLUBMAN (R55) _ all ONE /D-COOPER /D/S/SD-JC WORKS | 34406770869 | rear LH | 07-14 | 1485/1225 | 05.0254 |
| MINI CLUBMAN (R55) _ all ONE /D-COOPER /D/S/SD-JC WORKS | 34406770868 | rear RH | 07-14 | 1495/1235 | 05.0253 |
| MINI COUNTRYMAN | | | | | |
| MINI COUNTRYMAN (R60) _ all ONE /D-COOPER /D/S/SD/ALL4-JC WORKS /ALL4 | 34409803367-34409813389 | rear LH | 10-16 | 1550/1445 | 05.0275 |
| MINI COUNTRYMAN (R60) _ all ONE /D-COOPER /D/S/SD/ALL4-JC WORKS /ALL4 | 34409803368-34409813390 | rear RH | 10-16 | 1500/1390 | 05.0276 |
| MINI COUPÉ | | | | | |
| MINI COUPÉ (R58) _ all COOPER /S/SD-JC WORKS | 34406769955 | rear LH | 07-15 | 1405/1140 | 05.0256 |
| MINI COUPÉ (R58) _ all COOPER /S/SD-JC WORKS | 34406769954 | rear RH | 07-15 | 1415/1155 | 05.0255 |
| MINI PACEMAN | | | | | |
| MINI PACEMAN (R61) _ all ONE /D-COOPER /D/S/SD/ALL4-JC WORKS /ALL4 | 34409803367-34409813389 | rear LH | 12-16 | 1550/1445 | 05.0275 |
| MINI PACEMAN (R61) _ all ONE /D-COOPER /D/S/SD/ALL4-JC WORKS /ALL4 | 34409803368-34409813390 | rear RH | 12-16 | 1500/1390 | 05.0276 |
| MINI ROADSTER | | | | | |
| MINI ROADSTER (R59) _ all COOPER /S/SD-JC WORKS | 34406769955 | rear LH | 07-15 | 1405/1140 | 05.0256 |
| MINI ROADSTER (R59) _ all COOPER /S/SD-JC WORKS | 34406769954 | rear RH | 07-15 | 1415/1155 | 05.0255 |
| MITSUBISHI | | | | | |
| ASX | | | | | |
| ASX _ all | 4820A025-1606293880 | rear LH | 10-12 | 1645/1430 | 24.0258 |
| ASX _ all exc. 4WD | 4820A026-1606293980 | rear RH | 10-12 | 1625/1415 | 24.0257 |
| ASX _ all 4WD | 4820A038-1606294080 | rear RH | 10-12 | 1635/1420 | 24.0259 |
| ASX _ all | 4820A371-4820A415-1609905180 | rear LH | 12- | 1810/1635 | 07.0212.1 |
| ASX _ all exc. 4WD | 4820A372-4820A416-1609905380 | rear RH | 12- | 1780/1605 | 07.0211.1 |
| ASX _ all 4WD | 4820A374-1609905480 | rear RH | 12- | 1785/1610 | 07.0213.1 |
| CARISMA | | | | | |
| CARISMA _ all (drum brake) NO ABS | MB950335 | rear LH | 95-06 | 1510/1330 | 24.0219 |
| CARISMA _ all (drum brake) NO ABS | MB950336 | rear RH | 95-06 | 1510/1330 | 24.0220 |
| CARISMA _ all (disc brake) ABS | MB950337 | rear LH | 95-06 | 1580/1460 | 24.0246 |
| CARISMA _ all (disc brake) ABS | MB950338 | rear RH | 95-06 | 1580/1460 | 24.0247 |
| CARISMA _ all (disc brake) ABS | M884534-MR914268 | rear LH | 00-06 | 1585/1470 | 24.0240 |
| CARISMA _ all (disc brake) ABS | M884535-MR914269 | rear RH | 00-06 | 1585/1470 | 24.0241 |

| application | OE reference | pos | year | length | code |
|------------------------------------|-----------------------------|------------|-------|-----------|----------------|
| COLT | | | | | |
| COLT (II) _ all | MB256179 | rear LH-RH | 84-88 | 1365/1190 | 24.0207 |
| COLT (III) _ all (drum brake) | MB520341-MB520341C-MB520343 | rear LH | 88-92 | 1485/1320 | 24.0208 |
| COLT (III) _ all (drum brake) | MB520342-MB520342C-MB520344 | rear RH | 88-92 | 1490/1330 | 24.0209 |
| COLT (III) _ all (disc brake) | MB520347 | rear LH | 88-92 | 1440/1310 | 24.0230 |
| COLT (III) _ all (disc brake) | MB520348 | rear RH | 88-92 | 1445/1320 | 24.0231 |
| COLT (IV) _ all | MB806051 | rear LH-RH | 92-95 | 1510/1330 | 24.0216 |
| COLT (V) _ all | MR129919 | rear LH | 95-03 | 1395/1220 | 24.0233 |
| COLT (V) _ all | MR129920 | rear RH | 95-03 | 1350/1175 | 24.0232 |
| COLT (VI) _ all (drum brake) | MR955255-4544200185 | rear LH | 04-12 | 1525/1315 | 24.0243 |
| COLT (VI) _ all (drum brake) | MR955256-4544200085 | rear RH | 04-12 | 1560/1345 | 24.0242 |
| COLT (VI) _ all (disc brake) | MR955259-4544200385 | rear LH | 04-12 | 1540/1390 | 24.0245 |
| COLT (VI) _ all (disc brake) | MR955260-4544200485 | rear RH | 04-12 | 1570/1420 | 24.0244 |
| GALANT | | | | | |
| GALANT (VI) _ all | MR205491 | rear LH | 96-04 | 1850/1585 | 24.0221 |
| GALANT (VI) _ all | MR205492 | rear RH | 96-04 | 1875/1610 | 24.0222 |
| GRANDIS | | | | | |
| GRANDIS _ all | MN102247 | rear LH | 04-11 | 2115/1905 | 24.0266 |
| GRANDIS _ all | MN102248 | rear RH | 04-11 | 2025/1810 | 24.0267 |
| L200 | | | | | |
| L200 (K7_T-K6_T) _ all | MR205216 | front | 96-07 | 270 | 24.0265 |
| L200 (K7_T-K6_T) _ all 2 doors | MR128197-MB256875 | rear LH | 96-07 | 1900/1460 | 24.0252 |
| L200 (K7_T-K6_T) _ all 2 doors | MR128198-MB256867 | rear RH | 96-07 | 2350/1880 | 24.0235 |
| L200 (K7_T-K6_T) _ all 4WD 2 doors | MR128199 | rear LH | 01-07 | 1720/1390 | 24.0248 |
| L200 (K7_T-K6_T) _ all 4WD 2 doors | MR128200 | rear RH | 01-07 | 2360/2035 | 24.0249 |
| L200 (K7_T-K6_T) _ all 4 doors | MR128201 | rear LH | 96-07 | 1950/1740 | 24.0250 |
| L200 (K7_T-K6_T) _ all 4 doors | MR128202 | rear RH | 96-07 | 1950/1740 | 24.0251 |
| L200 (K7_T-K6_T) _ all 4WD 4 doors | MR128203 | rear LH | 96-07 | 1995/1790 | 24.0237 |
| L200 (K7_T-K6_T) _ all 4WD 4 doors | MR128204 | rear RH | 96-07 | 1990/1780 | 24.0236 |
| L200 / TRITON (KA_T-KB_T) _ all | MN102418 | front | 07-15 | 235 | 24.0262 |
| L200 / TRITON (KA_T-KB_T) _ all | MN102416 | rear LH | 07-15 | 2025/1795 | 24.0261 |
| L200 / TRITON (KA_T-KB_T) _ all | MN102417 | rear RH | 07-15 | 2020/1790 | 24.0260 |

BRAKE CABLES

Cavi freno a mano - Handbremsseile - Cables de frein - Mando freno



| application | OE reference | pos | year | length | code |
|--|-----------------------------|------------|-------|-----------|------------------|
| LANCER | | | | | |
| LANCER CELESTE _ all | MT402434 | rear LH | 77-81 | 1240/890 | 24.0202 |
| LANCER CELESTE _ all | MT402435 | rear RH | 77-81 | 1245/885 | 24.0203 |
| LANCER (III) _ all | MB256179 | rear LH-RH | 83-88 | 1365/1190 | 24.0207 |
| LANCER (IV) _ all | MB520341-MB520341C-MB520343 | rear LH | 88-93 | 1485/1320 | 24.0208 |
| LANCER (IV) _ all | MB520342-MB520342C-MB520344 | rear RH | 88-93 | 1490/1330 | 24.0209 |
| LANCER (V) _ all | MB806051 | rear LH-RH | 92-96 | 1510/1330 | 24.0216 |
| LANCER (VII) _ all | MN102171 | rear LH | 03-13 | 1535/1320 | 24.0269 |
| LANCER (VII) _ all | MN102172 | rear RH | 03-13 | 1525/1310 | 24.0270 |
| LANCER (VIII) _ all | 4820A049 | rear LH | 07- | 1595/1380 | 24.0271 |
| LANCER (VIII) _ all | 4820A050 | rear RH | 07- | 1620/1400 | 24.0272 |
| OUTLANDER | | | | | |
| OUTLANDER (I) _ 2.0, 2.0 TURBO, 2.4 GDi | MN102297 | rear LH | 03-06 | 1575/1325 | 24.0273 |
| OUTLANDER (I) _ 2.0, 2.0 TURBO, 2.4 GDi | MN102298 | rear RH | 03-06 | 1565/1310 | 24.0274 |
| OUTLANDER (II) _ 2.0/2.2 DI-D, 2.4, 3.0 OUTLANDER (II) _ 2.2 DI-D 4WD 7 seats | 4820A103-474632 | rear LH | 07- | 1625/1425 | 07.0205.1 |
| OUTLANDER (II) _ 2.0/2.2 DI-D, 2.4, 3.0 OUTLANDER (II) _ 2.2 DI-D 4WD 7 seats | 4820A104-474633 | rear RH | 07- | 1645/1435 | 07.0206.1 |
| OUTLANDER (II) _ 2.0/2.2 DI-D, 2.4 OUTLANDER (II) _ 2.2 DI-D 4WD 5 seats | 4820A025-1606293880 | rear LH | 10-12 | 1645/1430 | 24.0258 |
| OUTLANDER (II) _ 2.0/2.2 DI-D, 2.4 | 4820A026-1606293980 | rear RH | 10-12 | 1625/1415 | 24.0257 |
| OUTLANDER (II) _ 2.2 DI-D 4WD 5 seats | 4820A038-1606294080 | rear RH | 10-12 | 1635/1420 | 24.0259 |
| PAJERO - SHOGUN | | | | | |
| PAJERO (I) CANVAS TOP (L042/3G) _ all | MB140462 | rear LH | 82-90 | 1180/990 | 24.0210 |
| PAJERO (I) CANVAS TOP (L042/3G) _ all | MB140463-MB256340 | rear RH | 82-90 | 1175/980 | 24.0205 |
| PAJERO (I) CANVAS TOP (L047/8G) _ all | MB256371 | rear LH | 82-90 | 1435/1240 | 24.0211 |
| PAJERO (I) CANVAS TOP (L047/8G) _ all | MB256372 | rear RH | 82-90 | 1435/1245 | 24.0206 |
| PAJERO (II)(V3/V2/V4_W) _ 2.4, 2.5 TD, 3.0 short wheelbase | MB520890 | rear LH | 90-99 | 1225/1040 | 24.0264 |
| PAJERO (II)(V3/V2/V4_W) _ 2.4, 2.5 TD, 3.0 short wheelbase | MB520891 | rear RH | 90-99 | 1245/1055 | 24.0263 |
| PAJERO (II)(V3/V2/V4_W) _ 2.4, 2.5 TD, 3.0 long wheelbase | MB520892 | rear LH | 90-99 | 1485/1295 | 24.0275 |
| PAJERO (II)(V3/V2/V4_W) _ 2.4, 2.5 TD, 3.0 long wheelbase | MB520893 | rear RH | 90-99 | 1485/1295 | 24.0276 |
| PAJERO (II)(V3/V2/V4_W) _ 2.8 D/TD, 3.5 short wheelbase | MB928188 | rear LH | 90-99 | 1235/1050 | 24.0277 |
| PAJERO (II)(V3/V2/V4_W) _ 2.8 D/TD, 3.5 short wheelbase | MB928189 | rear RH | 90-99 | 1265/1075 | 24.0278 |
| PAJERO (II)(V3/V2/V4_W) _ 2.8 D/TD, 3.5 long wheelbase | MB928190 | rear LH | 90-99 | 1515/1325 | 24.0279 |
| PAJERO (II)(V3/V2/V4_W) _ 2.8 D/TD, 3.5 long wheelbase | MB928191 | rear RH | 90-99 | 1515/1325 | 24.0280 |
| PAJERO-SHOGUN PININ (H6/H7_W) _ all | MR128810 | front | 99-07 | 220 | 24.0224 |
| PAJERO-SHOGUN PININ (H6/H7_W) _ all short wheelbase | MR475597 | rear LH | 99-07 | 1340/1135 | 24.0226 |
| PAJERO-SHOGUN PININ (H6/H7_W) _ all short wheelbase | MR475598 | rear RH | 99-07 | 1385/1180 | 24.0225 |

| application | OE reference | pos | year | length | code |
|--|--------------|---------|-------|-----------|----------------|
| > PAJERO - SHOGUN | | | | | |
| PAJERO-SHOGUN PININ (H6/H7_W) _ all long wheelbase | MR475603 | rear LH | 99-07 | 1460/1255 | 24.0228 |
| PAJERO-SHOGUN PININ (H6/H7_W) _ all long wheelbase | MR475604 | rear RH | 99-07 | 1560/1355 | 24.0227 |
| PAJERO (III)(V7/V6_W) _ all short wheelbase | MR407183 | rear LH | 99-07 | 1685/1375 | 24.0281 |
| PAJERO (III)(V7/V6_W) _ all short wheelbase | MR407184 | rear RH | 99-07 | 1730/1425 | 24.0282 |
| PAJERO (III)(V7/V6_W) _ all long wheelbase | MR407185 | rear LH | 99-07 | 1920/1610 | 24.0283 |
| PAJERO (III)(V7/V6_W) _ all long wheelbase | MR407186 | rear RH | 99-07 | 1970/1660 | 24.0284 |
| PAJERO (IV)(V8/V9_W) _ all short wheelbase | 4820A165 | rear LH | 06- | 1670/1360 | 24.0285 |
| PAJERO (IV)(V8/V9_W) _ all short wheelbase | 4820A166 | rear RH | 06- | 1750/1445 | 24.0286 |
| PAJERO (IV)(V8/V9_W) _ all long wheelbase | 4820A087 | rear LH | 06- | 1960/1640 | 24.0287 |
| PAJERO (IV)(V8/V9_W) _ all long wheelbase | 4820A088 | rear RH | 06- | 2005/1690 | 24.0288 |

SPACE STAR

| | | | | | |
|--|----------|---------|-------|-----------|----------------|
| SPACE STAR MPV / SPACE WAGON (DG_A)_ all | MR249713 | rear LH | 98-00 | 1490/1295 | 24.0253 |
| SPACE STAR MPV / SPACE WAGON (DG_A)_ all | MR249714 | rear RH | 98-00 | 1470/1280 | 24.0254 |
| SPACE STAR MPV / SPACE WAGON (DG_A)_ all | MR475555 | rear LH | 00-02 | 1570/1430 | 24.0255 |
| SPACE STAR MPV / SPACE WAGON (DG_A)_ all | MR475556 | rear RH | 00-02 | 1550/1410 | 24.0256 |
| SPACE STAR MPV / SPACE WAGON (DG_A)_ all | MR915063 | rear LH | 02-04 | 1560/1420 | 24.0239 |
| SPACE STAR MPV / SPACE WAGON (DG_A)_ all | MR915064 | rear RH | 02-04 | 1560/1420 | 24.0238 |

SPACE WAGON

| | | | | | |
|----------------------------|----------|------------|-------|-----------|----------------|
| SPACE WAGON _ all exc. 4WD | MR510573 | rear LH-RH | 98-04 | 1915/1735 | 24.0223 |
|----------------------------|----------|------------|-------|-----------|----------------|

NISSAN
100 NX

| | | | | | |
|---------------------------|----------------------------------|---------|-------|-----------|----------------|
| 100 NX _ all | 3640250J10-3640270J00-3640270J10 | front | 90-94 | 245 | 28.0248 |
| 100 NX _ all (drum brake) | 3653150Y10 | rear LH | 90-94 | 1410/1225 | 28.0265 |
| 100 NX _ all (drum brake) | 3653050Y10 | rear RH | 90-94 | 1410/1225 | 28.0266 |
| 100 NX _ all (disc brake) | 3653151Y10 | rear LH | 90-94 | 1305/1135 | 28.0267 |
| 100 NX _ all (disc brake) | 3653051Y10 | rear RH | 90-94 | 1305/1135 | 28.0268 |

350 Z

| | | | | | |
|-------------------|-----------------------|-------|-------|-----|------------------|
| 350 Z (Z33) _ all | 36402BM600-36402CD000 | front | 02-08 | 215 | 28.0218.1 |
|-------------------|-----------------------|-------|-------|-----|------------------|

BRAKE CABLES

Cavi freno a mano - Handbremsseile - Cables de frein - Mando freno



| application | OE reference | pos | year | length | code |
|---|---|---------|-------|-----------|------------------|
| ALMERA | | | | | |
| ALMERA (N15) _ all | 3640250J10-3640270J00-3640270J10 | front | 95-00 | 245 | 28.0248 |
| ALMERA (N15) _ all (drum brake) | 365310M010-365311N900 | rear LH | 95-00 | 1655/1460 | 28.0277 |
| ALMERA (N15) _ all (drum brake) | 365300M010-365301N900 | rear RH | 95-00 | 1655/1460 | 28.0276 |
| ALMERA (N15) _ all (disc brake) | 365310M810-365310N600-365311N980 | rear LH | 95-00 | 1675/1495 | 28.0279 |
| ALMERA (N15) _ all (disc brake) | 365300M810-365300N600-365301N980 | rear RH | 95-00 | 1680/1495 | 28.0278 |
| ALMERA (N16) _ all | 36402BM600-36402CD000 | front | 00-06 | 215 | 28.0218.1 |
| ALMERA (N16) _ 1.5, 1.8, 2.2 Di | 364024M600-364024M60A-36402AV900-36402AV910 | front | 00-06 | 230 | 28.0232.1 |
| ALMERA (N16) _ 1.5 SJN (drum brake) | 365319M800-36531BN80B | rear LH | 00-06 | 1630/1450 | 28.0220.1 |
| ALMERA (N16) _ 1.5 SJN (drum brake) | 365309M800-36530BN80B | rear RH | 00-06 | 1640/1465 | 28.0219.1 |
| ALMERA (N16) _ 1.5 JN1 (drum brake) | 365314M400 | rear LH | 00-06 | 1605/1430 | 28.0237.1 |
| ALMERA (N16) _ 1.5 JN1 (drum brake) | 365304M400 | rear RH | 00-06 | 1610/1440 | 28.0236.1 |
| ALMERA (N16) _ all exc. 2.2 Di (disc brake) | 36531BM700-36531BN80A | rear LH | 00-06 | 1650/1495 | 28.0221.1 |
| ALMERA (N16) _ all exc. 2.2 Di (disc brake) | 36530BM700-36530BN80A | rear RH | 00-06 | 1665/1505 | 28.0214.1 |
| ALMERA (N16) _ 2.2 Di (disc brake) | 365314M410 | rear LH | 00-06 | 1625/1475 | 28.0260.1 |
| ALMERA (N16) _ 2.2 Di (disc brake) | 365304M410 | rear RH | 00-06 | 1630/1480 | 28.0259.1 |
| ALMERA TINO | | | | | |
| ALMERA TINO (V10) _ all | 36402BM600-36402CD000 | front | 00-06 | 215 | 28.0218.1 |
| ALMERA TINO (V10) _ all | 36531BU000-36531BU80A | rear LH | 00-06 | 1660/1505 | 28.0223.1 |
| ALMERA TINO (V10) _ all | 36530BU000-36530BU80A | rear RH | 00-06 | 1665/1515 | 28.0222.1 |
| CEFIRO / MAXIMA | | | | | |
| CEFIRO / MAXIMA (A33) _ 2.0, 3.0 | 365312Y000-365312Y00A | rear LH | 00-03 | 1705/1490 | 28.0245.1 |
| CEFIRO / MAXIMA (A33) _ 2.0, 3.0 | 365302Y000-365302Y00A | rear RH | 00-03 | 1705/1495 | 28.0246.1 |
| CHERRY | | | | | |
| CHERRY (N12) _ all | 3653101A01-3653104A01-543611 | rear LH | 82-86 | 1100/730 | 28.0208 |
| CHERRY (N12) _ all | 3653001A01-3653004A01-543610 | rear RH | 82-86 | 900/675 | 28.0209 |
| CUBE | | | | | |
| CUBE (Z12) _ all | 365311FE0A | rear LH | 10- | 1640/1505 | 28.0258.1 |
| CUBE (Z12) _ all | 365301FE0A | rear RH | 10- | 1725/1590 | 28.0257.1 |
| JUKE | | | | | |
| JUKE (F15) _ all | 364021KA0A | front | 10- | 220 | 28.0275.1 |
| JUKE (F15) _ all | 365311KK0A | rear LH | 10- | 1670/1525 | 28.0270.1 |
| JUKE (F15) _ all | 365301KK0A | rear RH | 10- | 1700/1560 | 28.0269.1 |
| MICRA | | | | | |
| MICRA (K10) _ all | 3653105B10 | rear LH | 83-88 | 990/715 | 28.0233 |
| MICRA (K10) _ all | 3640005B10 | rear RH | 83-88 | 1360/1070 | 28.0232 |
| MICRA (K10) _ all | 3653121B00-3653130B00 | rear LH | 89-92 | 985/730 | 28.0239 |
| MICRA (K10) _ all | 3640021B00-3640030B00 | rear RH | 89-92 | 1360/1085 | 28.0240 |

| application | OE reference | pos | year | length | code |
|-------------|--------------|-----|------|--------|------|
|-------------|--------------|-----|------|--------|------|

> MICRA

| | | | | | |
|--------------------------------|----------------------------------|---------|-------|-----------|------------------|
| MICRA (K11) _ all | 3640250J10-3640270J00-3640270J10 | front | 92-03 | 245 | 28.0248 |
| MICRA (K11) _ all (drum brake) | 365311F500-365314F100 | rear LH | 92-03 | 1405/1210 | 28.0242 |
| MICRA (K11) _ all (drum brake) | 365301F500-365304F100 | rear RH | 92-03 | 1415/1235 | 28.0243 |
| MICRA (K11) _ all (disc brake) | 365314F400 | rear LH | 92-03 | 1275/1090 | 28.0231.1 |
| MICRA (K11) _ all (disc brake) | 365304F400 | rear RH | 92-03 | 1305/1115 | 28.0230.1 |
| MICRA (K12) _ all | 36402AX000-36402CT40A | front | 03-10 | 200 | 28.0233.1 |
| MICRA (K12) _ all | 36531AX600-36531AX601-36531AX60A | rear LH | 03-10 | 1540/1330 | 28.0234.1 |
| MICRA (K12) _ all | 36530AX600-36530AX601-36530AX60A | rear RH | 03-10 | 1600/1390 | 28.0235.1 |
| MICRA (K13) _ 1.2 | 365311HE0A | rear LH | 10- | 1645/1475 | 28.0283.1 |
| MICRA (K13) _ 1.2 | 365301HE0A | rear RH | 10- | 1665/1495 | 28.0284.1 |

NAVARA

| | | | | | |
|--------------------------|-----------------------|---------|-----|-----------|------------------|
| NAVARA (D22) _ all | 36531VK000-36531VK00A | rear LH | 02- | 2250/1505 | 28.0253.1 |
| NAVARA (D22) _ all | 36530VK000-36530VK00A | rear RH | 02- | 1775/1445 | 28.0254.1 |
| NAVARA NP300 (D40) _ all | 365313X30A-36531EB600 | rear LH | 05- | 2440/2185 | 28.0273.1 |
| NAVARA NP300 (D40) _ all | 365303X30A-36530EB600 | rear RH | 05- | 2210/1965 | 28.0272.1 |

NOTE

| | | | | | |
|-----------------------|-----------------------|---------|-------|-----------|------------------|
| NOTE (E11-NE11) _ all | 36402AX000-36402CT40A | front | 06-12 | 200 | 28.0233.1 |
| NOTE (E11-NE11) _ all | 365319U00A-365319U00B | rear LH | 06-12 | 1705/1500 | 28.0242.1 |
| NOTE (E11-NE11) _ all | 365309U00A-365309U00B | rear RH | 06-12 | 1770/1560 | 28.0243.1 |

NP300

| | | | | | |
|--------------------------------------|-----------------------|---------|-----|-----------|------------------|
| NP300 PICKUP (D22) _ 2.5 DCi 2WD/4WD | 36531VK000-36531VK00A | rear LH | 08- | 2250/1505 | 28.0253.1 |
| NP300 PICKUP (D22) _ 2.5 DCi 2WD/4WD | 36530VK000-36530VK00A | rear RH | 08- | 1775/1445 | 28.0254.1 |
| NP300 NAVARA (D40) _ all | 365313X30A-36531EB600 | rear LH | 08- | 2440/2185 | 28.0273.1 |
| NP300 NAVARA (D40) _ all | 365303X30A-36530EB600 | rear RH | 08- | 2210/1965 | 28.0272.1 |

PICK UP

| | | | | | |
|---|-----------------------|---------|-------|-----------|------------------|
| PICK UP KING CAB (D21) _ 2.0, 2.4, 2.5 | 3653108G10 | rear LH | 88-98 | 2320/1485 | 28.0211.1 |
| PICK UP KING CAB (D21) _ 2.0, 2.4, 2.5 | 3653008G10-365308B010 | rear RH | 88-98 | 1740/1420 | 28.0212.1 |
| PICK UP KING CAB (D22) _ 2.4, 2.5 Di PICK UP NP300 (D22) _ 2.5 DCi 2WD/4WD | 36531VK000-36531VK00A | rear LH | 02- | 2250/1505 | 28.0253.1 |
| PICK UP KING CAB (D22) _ 2.4, 2.5 Di PICK UP NP300 (D22) _ 2.5 DCi 2WD/4WD | 36530VK000-36530VK00A | rear RH | 02- | 1775/1445 | 28.0254.1 |

PIXO

| | | | | | |
|------------------|-----------------------------------|---------|-----|-----------|------------------|
| PIXO (UA0) _ all | 365314A00B-365314A00C-54402M68K00 | rear LH | 09- | 1455/1235 | 28.0256.1 |
| PIXO (UA0) _ all | 365304A00C-54401M68K00 | rear RH | 09- | 1440/1225 | 28.0255.1 |

PRAIRIE

| | | | | | |
|-------------------------------------|------------|---------|-------|-----------|----------------|
| PRAIRIE (M10-NM10) _ 1.5 S, 1.8 SGL | 3653101R00 | rear LH | 83-85 | 1870/785 | 28.0259 |
| PRAIRIE (M10-NM10) _ 1.5 S, 1.8 SGL | 3653001R00 | rear RH | 83-85 | 1450/1095 | 28.0260 |
| PRAIRIE (M10-NM10) _ 1.5 S, 1.8 SGL | 3653122R00 | rear LH | 85-88 | 1865/780 | 28.0261 |
| PRAIRIE (M10-NM10) _ 1.5 S, 1.8 SGL | 3653022R00 | rear RH | 85-88 | 1445/1090 | 28.0262 |

BRAKE CABLES

Cavi freno a mano - Handbremsseile - Cables de frein - Mando freno



| application | OE reference | pos | year | length | code |
|--|---|---------|-------|-----------|------------------|
| PRIMERA | | | | | |
| PRIMERA (P10-W10) _ all | 3640250J10-3640270J00-3640270J10 | front | 90-96 | 245 | 28.0248 |
| PRIMERA (P10) (all) _ all (drum brake) | 3653170J10 | rear LH | 90-96 | 1630/1425 | 28.0249 |
| PRIMERA (P10) (all) _ all (drum brake) | 3653070J10 | rear RH | 90-96 | 1605/1400 | 28.0250 |
| PRIMERA (P10) (all) _ all (disc brake) | 3653171J10 | rear LH | 90-96 | 1510/1345 | 28.0251 |
| PRIMERA (P10) (all) _ all (disc brake) | 3653071J10 | rear RH | 90-96 | 1485/1320 | 28.0252 |
| PRIMERA (W10) _ all NO ABS | 3653170N00 | rear LH | 90-96 | 1575/1380 | 28.0288 |
| PRIMERA (W10) _ all NO ABS | 3653070N00 | rear RH | 90-96 | 1605/1410 | 28.0287 |
| PRIMERA (W10) _ all ABS | 3653178N00 | rear LH | 90-96 | 1470/1300 | 28.0290 |
| PRIMERA (W10) _ all ABS | 3653078N00 | rear RH | 90-96 | 1495/1330 | 28.0289 |
| PRIMERA (P11-WP11) _ all | 364022F000-3640230R00-364029F500 | front | 96-02 | 295 | 28.0217.1 |
| PRIMERA (P11) _ all (drum brake) | 365312F000 | rear LH | 96-99 | 1615/1360 | 28.0292 |
| PRIMERA (P11) _ all (drum brake) | 365302F000 | rear RH | 96-99 | 1640/1390 | 28.0291 |
| PRIMERA (P11-WP11) _ all (disc brake) | 365312F200 | rear LH | 96-99 | 1625/1410 | 28.0294 |
| PRIMERA (P11-WP11) _ all (disc brake) | 365302F200 | rear RH | 96-99 | 1650/1440 | 28.0293 |
| PRIMERA (P11-WP11) _ all | 365319F000-365319F510 | rear LH | 99-01 | 1640/1425 | 28.0275 |
| PRIMERA (P11-WP11) _ all | 365309F000-365309F510 | rear RH | 99-01 | 1660/1450 | 28.0274 |
| PRIMERA (P11-WP11) _ all | 365319F500 | rear LH | 01-03 | 1625/1415 | 28.0216.1 |
| PRIMERA (P11-WP11) _ all | 365309F500 | rear RH | 01-03 | 1665/1440 | 28.0215.1 |
| PRIMERA (P12-WP12) _ all | 364024M600-364024M60A-36402AV900-36402AV910 | front | 02- | 230 | 28.0232.1 |
| PRIMERA (P12-WP12) _ all | 36531AV600-36531AV601-36531BA00B | rear LH | 02- | 1775/1630 | 28.0238.1 |
| PRIMERA (P12-WP12) _ all | 36530AV600-36530AV601-36530BA00B | rear RH | 02- | 1780/1630 | 28.0239.1 |

QASHQAI

| | | | | | |
|-------------------------------------|------------|---------|-------|-----------|------------------|
| QASHQAI, QASHQAI+2 (J10-NJ10) _ all | 36402JD00A | front | 07-14 | 250 | 41.0294.1 |
| QASHQAI (J10-NJ10) _ all 5 seats | 36531JD00A | rear LH | 07-14 | 1705/1550 | 28.0247.1 |
| | | | | | |
| QASHQAI (J10-NJ10) _ all 5 seats | 36530JD00A | rear RH | 07-14 | 1705/1550 | 28.0248.1 |
| | | | | | |
| QASHQAI+2 (J10-NJ10) _ all 7 seats | 36531EY10A | rear LH | 07-14 | 1835/1685 | 28.0249.1 |
| QASHQAI+2 (J10-NJ10) _ all 7 seats | 36530EY10A | rear RH | 07-14 | 1840/1680 | 28.0250.1 |

| application | OE reference | pos | year | length | code |
|-------------|--------------|-----|------|--------|------|
|-------------|--------------|-----|------|--------|------|

SERENA

| | | | | | |
|------------------------------|---|---------|-------|-----------|----------------|
| SERENA _ 1.6, 2.0 DS, 2.3 DS | 365319C003-365319C004-365319C005-365319C006 | rear LH | 91-01 | 1230/970 | 28.0255 |
| SERENA _ 1.6, 2.0 DS, 2.3 DS | 365309C001-365309C004-365309C005-365309C006 | rear RH | 91-01 | 1600/1350 | 28.0280 |
| SERENA _ 2.0 16v | 365319C104 | rear LH | 92-01 | 1595/1345 | 28.0256 |
| SERENA _ 2.0 16v | 365309C104 | rear RH | 92-01 | 1635/1390 | 28.0281 |

SUNNY / PULSAR

| | | | | | |
|--|---|---------|-------|-----------|----------------|
| SUNNY (B11) _ all | 3653101A01-3653104A01-543611 | rear LH | 83-87 | 1100/730 | 28.0208 |
| SUNNY (B11) _ all | 3653001A01-3653004A01-543610 | rear RH | 83-87 | 900/675 | 28.0209 |
| SUNNY / PULSAR (N13-B12) _ all | 3640251E00-36402D4000 | front | 86-91 | 320 | 28.0245 |
| SUNNY / PULSAR (N13-B12) _ all | 3645250A00-3653150A00-3653150M00-3653150M01 3653160M01 | rear LH | 86-91 | 1450/1225 | 28.0246 |
| SUNNY / PULSAR (N13-B12) _ all | 3645150A00-3653050A00-3653050M00-3653050M01 3653060M01 | rear RH | 86-91 | 1450/1225 | 28.0247 |
| SUNNY / PULSAR (N14-Y10) _ all | 3640250J10-3640270J00-3640270J10 | front | 90-00 | 245 | 28.0248 |
| SUNNY / PULSAR (N14-Y10) _ all (drum brake) | 3653150Y10 | rear LH | 90-00 | 1410/1225 | 28.0265 |
| SUNNY / PULSAR (N14-Y10) _ all (drum brake) | 3653050Y10 | rear RH | 90-00 | 1410/1225 | 28.0266 |
| SUNNY / PULSAR (N14-Y10) _ all (disc brake) | 3653151Y10 | rear LH | 90-00 | 1305/1135 | 28.0267 |
| SUNNY / PULSAR (N14-Y10) _ all (disc brake) | 3653051Y10 | rear RH | 90-00 | 1305/1135 | 28.0268 |

TERRANO

| | | | | | |
|-------------------------------------|---------------------------------------|---------|-------|-----------|------------------|
| TERRANO (R20) _ all short wheelbase | 365310F000-365310F001-1954196-1961868 | rear LH | 93-99 | 1320/1125 | 28.0269 |
| TERRANO (R20) _ all short wheelbase | 365300F000-365300F001-1954194-1961866 | rear RH | 93-99 | 1350/1155 | 28.0270 |
| TERRANO (R20) _ all short wheelbase | 365310X800-365312X80A | rear LH | 99-06 | 1365/1120 | 28.0279.1 |
| TERRANO (R20) _ all short wheelbase | 365300X800-365302X80A | rear RH | 99-06 | 1395/1150 | 28.0278.1 |
| TERRANO (R20) _ all long wheelbase | 365310F600-365310F601-1954197-1961869 | rear LH | 93-99 | 1460/1270 | 28.0271 |
| TERRANO (R20) _ all long wheelbase | 365300F600-365300F601-1954195-1961867 | rear RH | 93-99 | 1475/1285 | 28.0272 |
| TERRANO (R20) _ all long wheelbase | 365310X900-365312X801-365312X90A | rear LH | 99-06 | 1510/1265 | 28.0277.1 |
| TERRANO (R20) _ all long wheelbase | 365300X900-365302X801-365302X90A | rear RH | 99-06 | 1520/1275 | 28.0276.1 |

X-TRAIL

| | | | | | |
|---------------------|---|---------|-------|-----------|------------------|
| X-TRAIL (T30) _ all | 364024M600-364024M60A-36402AV900-36402AV910 | front | 01-13 | 230 | 28.0232.1 |
| X-TRAIL (T30) _ all | 365318H300-365318H30A-365318H30B | rear LH | 01-13 | 1745/1625 | 28.0240.1 |
| X-TRAIL (T30) _ all | 365308H300-365308H30A-365308H30B | rear RH | 01-13 | 1735/1610 | 28.0241.1 |
| X-TRAIL (T31) _ all | 36402JG00A | front | 07-13 | 305 | 28.0280.1 |
| X-TRAIL (T31) _ all | 36531JG00A | rear LH | 07-13 | 1695/1540 | 28.0251.1 |
| X-TRAIL (T31) _ all | 36530JG00A | rear RH | 07-13 | 1695/1540 | 28.0252.1 |

BRAKE CABLES

Cavi freno a mano - Handbremsseile - Cables de frein - Mando freno



| application | OE reference | pos | year | length | code |
|-------------|--------------|-----|------|--------|------|
|-------------|--------------|-----|------|--------|------|

NISSAN commercial vehicles

CABSTAR

| | | | | | |
|---|-----------------------|------------|-------|-----------|------------------|
| CABSTAR E _ all CABSTAR (F23) _ all twin wheels | 36531F3900 | rear LH | 98-01 | 2000/800 | 28.0285.1 |
| CABSTAR E _ all CABSTAR (F23) _ all twin wheels | 36530F3900 | rear RH | 98-01 | 1150/800 | 28.0286.1 |
| CABSTAR E _ all 28/32 q.li | 36531F3903 | rear LH | 01-04 | 2110/900 | 28.0274.1 |
| CABSTAR E _ all 28/32 q.li | 36530F3903 | rear RH | 01-04 | 1295/905 | 28.0271.1 |
| CABSTAR E _ all 28/32 q.li | 364529X503-364529X50B | rear LH-RH | 04- | 1270/1050 | 28.0282.1 |
| CABSTAR E _ all 35 q.li CABSTAR (F23) _ all twin wheels | 36531F3904 | rear LH | 01-04 | 2055/805 | 28.0287.1 |
| CABSTAR E _ all 35 q.li CABSTAR (F23) _ all twin wheels | 36530F3904 | rear RH | 01-04 | 1205/805 | 28.0288.1 |
| CABSTAR E _ all 35 q.li | 364529X502-364529X50A | rear LH-RH | 04- | 1130/910 | 28.0281.1 |
| CABSTAR (F24) _ all 28/29/32 q.li standard wheelbase | 36531MB00A | rear LH | 06-13 | 985/820 | 28.0265.1 |
| CABSTAR (F24) _ all 28/29/32 q.li long wheelbase | 36531MB00D | rear LH | 06-13 | 985/820 | 28.0261.1 |
| CABSTAR (F24) _ all 28/29/32 q.li | 36530MB00A | rear RH | 06-13 | 985/820 | 28.0266.1 |
| CABSTAR (F24) _ all 34/35 q.li NT400 CABSTAR (F24F) _ all 34/35 q.li standard wheelbase | 36531MB00B | rear LH | 06- | 900/730 | 28.0289.1 |
| CABSTAR (F24) _ all 34/35 q.li NT400 CABSTAR (F24F) _ all 34/35 q.li long wheelbase | 36531MB00E | rear LH | 06- | 895/725 | 28.0263.1 |
| CABSTAR (F24) _ all 34/35 q.li NT400 CABSTAR (F24F) _ all 34/35 q.li | 36530MB00B | rear RH | 06- | 895/725 | 28.0290.1 |
| CABSTAR (F24) _ all 45 q.li NT400 CABSTAR (F24F) _ all 45 q.li long wheelbase | 36531MB00C | rear LH | 06- | 1080/910 | 28.0267.1 |
| CABSTAR (F24) _ all 45 q.li NT400 CABSTAR (F24F) _ all 45 q.li long wheelbase | 36530MB00C | rear RH | 06- | 1080/910 | 28.0268.1 |

INTERSTAR

| | | | | | |
|---|--|------------|-----|-----------|------------------|
| INTERSTAR (X70) _ all | 3640200Q0A-3640200QAA-7700311216-8200021935 8200694124-4403487-4418463-4500250 9111487-9160550 | front | 02- | 1175/945 | 41.0224.1 |
| INTERSTAR (X70) _ all (drum brake) short wheelbase | 3640000QAA-7700311217-4500251-9160551 | rear LH-RH | 02- | 1420/1045 | 41.0225.1 |
| | | | | | |
| INTERSTAR (X70) _ all (disc brake) long wheelbase | 3640000Q0C-3640000QAB-8200021940-8200694128 4403490-4418464-9111490-93193021 | rear LH-RH | 02- | 1730/1440 | 41.0226.1 |
| | | | | | |

| application | OE reference | pos | year | length | code |
|-------------|--------------|-----|------|--------|------|
|-------------|--------------|-----|------|--------|------|

KUBISTAR


| | | | | | |
|------------------------------|---|---------|-----|-----------|------------------|
| KUBISTAR (X76) _ all 6 q.li | 3653100Q0B-3653100QAE-7700311698-8200694053 | rear LH | 02- | 1420/1075 | 41.0211.1 |
| KUBISTAR (X76) _ all _6 q.li | 3653000Q0B-3653000QAE-7700311699-8200694056 | rear RH | 02- | 1420/1075 | 41.0212.1 |
| KUBISTAR (X76) _ all 8 q.li | 3653100Q0C-3653100QAF-7700311700-8200694080 | rear LH | 02- | 1430/1055 | 41.0213.1 |
| KUBISTAR (X76) _ all 8 q.li | 3653000Q0C-3653000QAF-7700311701-8200694083 | rear RH | 02- | 1440/1065 | 41.0214.1 |

NV400

| | | | | | |
|-------------------|--|------------|-----|-----------|------------------|
| NV400 (X62) _ all | 3640000Q0F-364028595R-4419608-93197702 | front | 11- | 1085/755 | 41.0226.2 |
| NV400 (X62) _ all | 3640200Q0D-364024124R-4419609-93197703 | front | 11- | 1030/755 | 41.0227.2 |
| NV400 (X62) _ all | 3653000Q0H-8200727569-4419612-93197706 | rear LH-RH | 11- | 1545/1210 | 41.0222.2 |

PRIMASTAR

| | | | | | |
|---|---|---------|-------|-----------|------------------|
| PRIMASTAR (X83) _ all | 3640200Q0B-3640200Q0F-3640200QAB-7700312835 4408726-91166639 | front | 01- | 505/255 | 41.0235.1 |
| PRIMASTAR (X83) _ all short wheelbase | 3651800Q0D-3651800QAA-7700313058-4408735 91165521 | intern | 01- | 1185 | 41.0238.1 |
| PRIMASTAR (X83) _ all long wheelbase PRIMASTAR (X83) CAB _ all short wheelbase | 3651800Q0B-3651800Q0E-3651800QAB-8201018830 4408730-4419921 | intern | 01- | 1585 | 41.0239.1 |
| PRIMASTAR (X83) CAB _ all long wheelbase | 3651800Q0C-3651800Q0F-3651800QAC-8200316762 8201018831-4413816-4419922-93852378-93864248 | intern | 01- | 1880 | 41.0273.1 |
| PRIMASTAR (X83) _ all | 3653100QAC-8200178389-4408734-4411413 91168672 | rear LH | 01-03 | 1490/1365 | 41.0237.1 |



| | | | | | |
|-----------------------|--|---------|-------|-----------|------------------|
| PRIMASTAR (X83) _ all | 3653100QAD-7700312837-8200263819-4414821 93852188 | rear LH | 03- | 1490/1365 | 41.0271.1 |
| PRIMASTAR (X83) _ all | 3653000QAC-8200178390-4408727-4411415 91168673 | rear RH | 01-03 | 1590/1465 | 41.0227.1 |



| | | | | | |
|-----------------------|--|---------|-----|-----------|------------------|
| PRIMASTAR (X83) _ all | 3653000QAD-7700312836-8200263821-4414822 93852189 | rear RH | 03- | 1590/1465 | 41.0272.1 |
|-----------------------|--|---------|-----|-----------|------------------|

TRADE


| | | | | | |
|------------------|------------|---------|-------|-----------|------------------|
| TRADE _ 3.0 TDiC | 36531F3701 | rear LH | 96-01 | 1015/690 | 28.0291.1 |
| TRADE _ 3.0 TDiC | 36530F3703 | rear RH | 96-01 | 1410/1095 | 28.0292.1 |

VANETTE

| | | | | | |
|----------------------|---|------------|-------|-----------|----------------|
| VANETTE (C22) _ all | 36400Y9503-36400Y9553 | rear LH-RH | 87-95 | 1870/1070 | 28.0273 |
| VANETTE (HC23) _ all | 365319C003-365319C004-365319C005-365319C006 | rear LH | 94-01 | 1230/970 | 28.0255 |
| VANETTE (HC23) _ all | 365309C001-365309C004-365309C005-365309C006 | rear RH | 94-01 | 1600/1350 | 28.0280 |

BRAKE CABLES

Cavi freno a mano - Handbremsseile - Cables de frein - Mando freno

| application | OE reference | pos | year | length | code |
|--|---|---------|-------|-------------------------|------------------|
| OPEL | | | | | |
| ADAM | | | | | |
| ADAM (M13) _ all lever park (only cable) | 574190 | front | 12- | 325 | 33.0273.1 |
| ADAM (M13) _ all POCJQ4 (drum brake ø 203/38) | 13356229-13450575-522115-522142 | rear | 12- | 1330/1125 +1330/1125 | 33.0274.1 |
| ADAM (M13) _ all POCJQ3 (drum brake ø 228/40) | 13390036-13450574-522116-522141 | rear | 12- | 1345/1125 +1345/1125 | 33.0275.1 |
| AGILA | | | | | |
| AGILA (A) _ all | 4700358-4705532-9203996-9209928-5442083E00 5442083E20-5442083E30 | rear LH | 00-01 | 1510/1300 | 33.0205.1 |
| AGILA (A) _ all | 4705708-9210314 | rear LH | 01-02 | 1505/1300 | 33.0203.1 |
| AGILA (A) _ all | 4706689-9211156-5442084E00 | rear LH | 02-07 | 1530/1290 | 33.0208.1 |
| AGILA (A) _ all | 4700357-4705631-9203995-9209926-5440178F01 5440178F02-5440178F03-5441083E00-5441083E20 | rear RH | 00-01 | 1500/1295 | 33.0206.1 |
| AGILA (A) _ all | 4705707-9210312 | rear RH | 01-02 | 1495/1285 | 33.0204.1 |
| AGILA (A) _ all | 4706688-9211155-5441084E00 | rear RH | 02-07 | 1520/1280 | 33.0214 |
| AGILA (B) _ all | 4709864-522145-93195342-95516799 5440251K00-5440251K01 | rear LH | 08-14 | 1600/1370 | 33.0246.1 |
| AGILA (B) _ all | 4709863-522144-93195341-95516798 5440151K00-5440151K01 | rear RH | 08-14 | 1600/1370 | 33.0245.1 |
| ANTARA | | | | | |
| ANTARA _ all ch 80999999/A3999999/AB999999 <- | 4804783-4817774-96625953-96879436 | rear LH | 06- | 1430/1255 | 33.0260.1 |
| ANTARA _ all ch 80999999/A3999999/AB999999 <- | 4804784-4817775-96625954-96879437 | rear RH | 06- | 1455/1280 | 33.0259.1 |
| ASCONA | | | | | |
| ASCONA (B) _ all | 522555-90000126-90193364 | rear | 75-81 | 2665 | 33.0207 |
| ASCONA (C) _ all ch D1288027 <- | 522545-90112981 | rear LH | 81-83 | 870/235 | 33.0208 |
| ASCONA (C) _ all ch D1288027 <- | 522546-90112980 | rear RH | 81-83 | 2020/1140 +235 | 33.0209 |
| ASCONA (C) _ all ch D1288028 <-> ch G1000071 | 522562-90170751-90217234 | rear LH | 83-86 | 870 | 33.0225 |
| ASCONA (C) _ all ch D1288028 <-> ch G1000071 | 522552-90170750 | rear RH | 83-86 | 2025/1135 | 33.0226 |
| ASCONA (C) _ all ch G1000072 -> | 522569-522590-90189719-90344889-90344899 | rear LH | 86-88 | 755 | 33.0234 |
| ASCONA (C) _ all ch G1000072 -> | 522570-90189718 | rear RH | 86-88 | 2025/1010 | 33.0235 |
| ASTRA | | | | | |
| ASTRA (F) _ all exc. 1.8 16v, 2.0 16v | 522603-522641-90289824-90373923-90538698 93538698 | rear | 91-02 | 1685/1090 +1275/690 | 33.0257 |
|  | | | | | |
| ASTRA (F) _ 1.8 16v, 2.0 16v ASTRA (F) CABRIOLET _ all | 522532-522577-90279542-90373855 | rear | 91-02 | 1575/1090 +1175/690 | 33.0233 |

| application | OE reference | pos | year | length | code |
|---|--|------------|-------|-------------------------|------------------|
| > ASTRA | | | | | |
| ASTRA (F) SW/VAN _ all exc. 2.0 i 16v | 522580-522600-522640-90335899-90369711 90538629 | rear | 91-02 | 1400/820 +1285/705 | 33.0232 |
| ASTRA (F) SW _ 2.0 i 16v | 522628-90496316 | rear | 91-98 | 1280/820 +1165/710 | 33.0268 |
| ASTRA (G) _ all | 522550-522551-9127540-9127937 | front | 98-09 | 305 | 33.0275 |
| ASTRA (G) _ all (drum brake) | 522650-9127787 | rear | 98-00 | 1250/1060 +1250/1060 | 33.0276 |
| | | | | | |
| ASTRA (G) _ all (drum brake) | 24436451-522656 | rear | 00-09 | 1250/1060 +1250/1060 | 33.0209.1 |
| | | | | | |
| ASTRA (G) _ all (drum brake) | 18045189-522005-522653-522654-9127518-9127527 | rear LH-RH | 98-09 | 180 | 33.0277 |
| | | | | | |
| ASTRA (G) _ all (disc brake) BOSCH | 24425108-522003-522440-522651-9127791-9191143 | rear | 98-03 | 1590/1400 +1590/1400 | 33.0282 |
| ASTRA (G) _ all (disc brake) TRW/LUCAS | 13104992-24465148-522007-522528 | rear | 98-03 | 1590/1400 +1590/1400 | 33.0296 |
| ASTRA (G) _ all (disc brake) | 522001-9223129 | rear | 03-09 | 1585/1400 +1585/1400 | 33.0279 |
| | | | | | |
| ASTRA (G) _ all (disc brake) | 13153654-4319904-522407-522453-91138162 91149621 | rear | 03-09 | 1585/1400 +1585/1400 | 33.0215.1 |
| ASTRA (H) _ all (drum brake) exc. SW/VAN | 13157061-13220101-13237273-13321655-13340393 522031-522035-522054-522068-522455 | rear | 04-14 | 1325/1115 +1295/1085 | 33.0216.1 |
| ASTRA (H) _ all (drum brake) ch 82/85/88/8G <- | 18045189-522005-522653-522654-9127518-9127527 | rear LH-RH | 04-08 | 180 | 33.0277 |
| ASTRA (H) _ all (drum brake) ch 82/85/88/8G -> | 522041-93189991 | rear LH-RH | 08-14 | 185 | 33.0255.1 |

BRAKE CABLES

Cavi freno a mano - Handbremsseile - Cables de frein - Mando freno



| application | OE reference | pos | year | length | code |
|-------------|--------------|-----|------|--------|------|
|-------------|--------------|-----|------|--------|------|

> ASTRA

| | | | | | |
|--|--|------------|-------|-------------------------------|------------------|
| ASTRA (H) _ all (disc brake) exc. SW/VAN | 13157062-13220099-13237271-13321657-13340395 522029-522033-522056-522070-522456 | rear | 04-14 | 1680/1495 +1735/1465 | 33.0217.1 |
| | | | | | |
| ASTRA (H) SW/VAN _ all | 13157063-13220100-13237272-13321656-13340394 522027-522030-522034-522055-522069 | rear | 04-14 | 1760/1585 +1735/1555 | 33.0218.1 |
| ASTRA (J) _ all exc. GTC (manual park cable) | 13309421-13328132-522063 | rear LH-RH | 09-11 | 1805/1680 | 33.0247.1 |
| ASTRA (J) _ all exc. GTC (manual park cable) | 13318700-13367627-13409696-522097-522121 | rear LH | 11- | 1815/1685 | 33.0253.1 |
| ASTRA (J) _ all exc. GTC (manual park cable) | 13318701-13367628-13409697-522098-522122 | rear RH | 11- | 1815/1685 | 33.0254.1 |
| ASTRA (J) GTC _ all (manual park cable) | 13367631-13409694-522101-522119 | rear LH | 11- | 1815/1695 | 33.0264.1 |
| ASTRA (J) GTC _ all (manual park cable) | 13367632-13409695-522102-522120 | rear RH | 11- | 1815/1695 | 33.0265.1 |
| ASTRA (J) _ all exc. GTC/SW/VAN (electric park cable) | 13252714-13341621-13352462-13441133-522065 522073-522089-522134 | rear | 09- | 745/590 +1915/1005 +590 | 33.0267.1 |
| | | | | | |
| ASTRA (J) GTC _ all (electric park cable) | 13252723-13441132-522096-522133 | rear | 11- | 765/615 +1930/1005 +615 | 33.0268.1 |

CALIBRA

| | | | | | |
|--|-----------------|------|-------|------------------------|----------------|
| CALIBRA (A) (C89) _ all ch M1092928 <- | 522585-90334462 | rear | 89-97 | 1500/1110 +1350/940 | 33.0238 |
| CALIBRA (A) (C89) _ all ch M1092929 -> | 522595-90374902 | rear | 89-97 | 1505/1100 +1365/955 | 33.0249 |

| application | OE reference | pos | year | length | code |
|---|--|------------|-------|------------------|------------------|
| CAMPO | | | | | |
| CAMPO (TF0-TF1/TFR/TFS) PICK-UP _ all | 8943667700-4301390-94366770 | rear LH | 88-99 | 1605/1365 | 14.0203 |
| CAMPO (TF0-TF1/TFR/TFS) PICK-UP _ all | 8943667690-4301387-94366769 | rear RH | 88-99 | 1685/1445 | 14.0202 |
| CAMPO (TF0-TF1/TFR) PICK-UP _ all 2WD | 522619-94367286 | interm | 88-99 | 1780 | 33.0227.1 |
| CAMPO (TF0-TF1/TFS) PICK-UP _ all 4WD | 4303489-94367287 | interm | 88-99 | 1305 | 33.0232.1 |
| CAMPO (TF0-TF1/TFR) PICK-UP _ all 2WD | 522523-97217149 | rear LH | 99- | 2000/1810 | 33.0228.1 |
| CAMPO (TF0-TF1/TFR) PICK-UP _ all 2WD | 522520-97174665 | rear RH | 99- | 2060/1880 | 33.0229.1 |
| CAMPO (TF0-TF1/TFS) PICK-UP _ all 4WD | 522429-97111566 | rear LH | 99- | 2020/1800 | 33.0230.1 |
| CAMPO (TF0-TF1/TFS) PICK-UP _ all 4WD | 522428-97111565 | rear RH | 99- | 2080/1855 | 33.0231.1 |
| CASCADA | | | | | |
| CASCADA (W13) _ all (manual park cable) | 13367631-13409694-522101-522119 | rear LH | 13- | 1815/1695 | 33.0264.1 |
| CASCADA (W13) _ all (manual park cable) | 13367632-13409695-522102-522120 | rear RH | 13- | 1815/1695 | 33.0265.1 |
| COMMODORE | | | | | |
| COMMODORE (B) _ 2.8 GS | 522531 | rear | 75-78 | 2370/970 +960 | 33.0218 |
| COMMODORE (C) _ all | 522537-522554-90095420-90193363 | rear | 78-82 | 2970/990 +990 | 33.0219 |
| CORSA | | | | | |
| CORSA (A) _ all ch G4000000 <- | 522548-90125513 | rear LH | 82-86 | 815/320 | 33.0210 |
| CORSA (A) _ all ch G4000000 <- | 522549-90125512 | rear RH | 82-86 | 1425/670 +315 | 33.0211 |
| CORSA (A) _ all ch G4000001 <-> ch N4052760 | 522571-522587-90193039-90334821-90345528 | rear LH | 86-90 | 960 | 33.0227 |
| CORSA (A) _ all ch G4000001 <-> ch N4052760 | 522572-90223404 | rear RH | 86-90 | 1400/720 | 33.0228 |
| CORSA (A) _ all ch N4052761 -> | 522593-90373926 | rear LH | 91-93 | 1240/655 | 33.0259 |
| CORSA (A) _ all ch N4052761 -> | 522594-90373927 | rear RH | 91-93 | 1035 | 33.0260 |
| CORSA (B) _ all | 522615-522643-90445985-90538700 | rear LH | 93-01 | 1370/735 | 33.0261 |
| CORSA (B) _ all | 522614-522642-90445986-90538699 | rear RH | 93-01 | 1080 | 33.0262 |
| CORSA (C) _ all | 522445-9127187 | front | 00-09 | 330 | 33.0285 |
| CORSA (C) _ all (drum brake) | 522448-90576453 | rear LH | 00-09 | 1095/760 | 33.0287 |
| | | | | | |
| CORSA (C) _ all (drum brake) | 522655-24443834 | rear LH | 00-09 | 1105/755 | 33.0288 |
| CORSA (C) _ all (drum brake) | 522449-90576454 | rear RH | 00-09 | 830 | 33.0286 |
| | | | | | |
| CORSA (C) _ all (drum brake) | 522151-522152-522417-90575127-93170227 93170228 | rear LH-RH | 00-09 | 215 | 33.0211.1 |
| | | | | | |

BRAKE CABLES

Cavi freno a mano - Handbremsseile - Cables de frein - Mando freno



| application | OE reference | pos | year | length | code |
|--|---|---------|-------|-------------------------|------------------|
| > CORSA | | | | | |
| CORSA (C) _ all (disc brake) ch 34387268 <- | 522447-9191578 | rear LH | 00-03 | 1435/765 +470 | 33.0290 |
| CORSA (C) _ all (disc brake) ch 34387268 <- | 522446-9191574 | rear RH | 00-03 | 1145/365 | 33.0289 |
| CORSA (C) _ all (disc brake) ch 34387269 -> | 522015-13138929 | rear LH | 03-09 | 1430/755 +305 | 33.0224.1 |
| CORSA (C) _ all (disc brake) ch 34387269 -> | 522014-13138930 | rear RH | 03-09 | 1145/305 | 33.0225.1 |
| CORSA (D)(L08) _ all exc. 1.6 T, 1.7 CDTI ch 74178796 / 76064268 <- | 13214179-522040 | rear | 06-07 | 1475/1260 +1460/1245 | 33.0235.1 |
| CORSA (D)(L68) _ all exc. 1.6 T, 1.7 CDTI ch 74178796 / 76064268 <- | 13214178-522039 | rear | 06-07 | 1485/1255 +1470/1240 | 33.0236.1 |
| CORSA (D)(L08/68) _ 1.6 T, 1.7 CDTI ch 74178796 / 76064268 <- | 13214177-522038 | rear | 06-07 | 1470/1305 +1455/1295 | 33.0237.1 |
| CORSA (D)(L08) _ all exc. 1.6 T, 1.7 CDTI ch 74178797 / 76064269 -> | 13255757-13332849-13355089-522044-522060-522082 | rear | 07-14 | 1470/1260 +1460/1245 | 33.0251.1 |
| CORSA (D)(L68) _ all exc. 1.6 T, 1.7 CDTI ch 74178797 / 76064269 -> | 13255756-13332850-13355088-522043-522061-522081 | rear | 07-14 | 1485/1255 +1470/1240 | 33.0252.1 |
| CORSA (D)(L08/68) _ 1.6 T, 1.7 CDTI ch 74178797 / 76064269 -> | 13255755-13332851-13355087-522042-522062-522080 | rear | 07-14 | 1470/1305 +1455/1295 | 33.0250.1 |
| CORSA (E) _ all POC JQ3 (drum brake) | 13255756-13332850-13355088-522043-522061-522081 | rear | 14- | 1485/1255 +1470/1240 | 33.0252.1 |
| CORSA (E) _ all POC J67/J79 (disc brake) | 13440274-522155 | rear | 14- | 1470/1305 +1455/1295 | 33.0277.1 |

CROSSLAND X

| | | | | | |
|-------------------|---------|------------|-----|-----------|------------------|
| CROSSLAND X _ all | 3642569 | rear LH-RH | 17- | 1935/1100 | 33.0272.1 |
|-------------------|---------|------------|-----|-----------|------------------|



FRONTERA

| | | | | | |
|---|---------------------------------|---------|-------|-----------|------------------|
| FRONTERA (A) _ all 3 doors ch SV720102 <- | 522617-91144425 | rear LH | 92-95 | 1720/1310 | 33.0242.1 |
| FRONTERA (A) _ all 3 doors ch SV720102 <- | 522616-91144424 | rear RH | 92-95 | 1665/1260 | 33.0241.1 |
| FRONTERA (A) _ all 5 doors ch SV720102 <- | 522610-91143474 | rear LH | 92-95 | 2160/1315 | 33.0244.1 |
| FRONTERA (A) _ all 5 doors ch SV720102 <- | 522611-91143475 | rear RH | 92-95 | 2100/1260 | 33.0243.1 |
| FRONTERA (A) _ all 3 doors ch SV720103 -> | 522425-91152687 | rear LH | 96-98 | 1500/1315 | 33.0221.1 |
| FRONTERA (A) _ all 3 doors ch SV720103 -> | 522424-91152686 | rear RH | 96-98 | 1500/1315 | 33.0220.1 |
| FRONTERA (A) _ all 5 doors ch SV720103 -> | 522427-91152689 | rear LH | 96-98 | 1935/1315 | 33.0223.1 |
| FRONTERA (A) _ all 5 doors ch SV720103 -> | 522426-91152688 | rear RH | 96-98 | 1935/1315 | 33.0222.1 |
| FRONTERA (B) _ all 3 doors | 522516-97124836 | rear LH | 98-04 | 1505/1330 | 33.0278.1 |
| FRONTERA (B) _ all 3 doors | 522517-97203939 | rear RH | 98-04 | 1510/1335 | 33.0279.1 |
| FRONTERA (B) _ all 5 doors | 522510-97124834 | rear LH | 98-04 | 1765/1590 | 33.0263.1 |
| FRONTERA (B) _ all 5 doors | 522074-522506-97124833-97324410 | rear RH | 98-04 | 1745/1565 | 33.0262.1 |

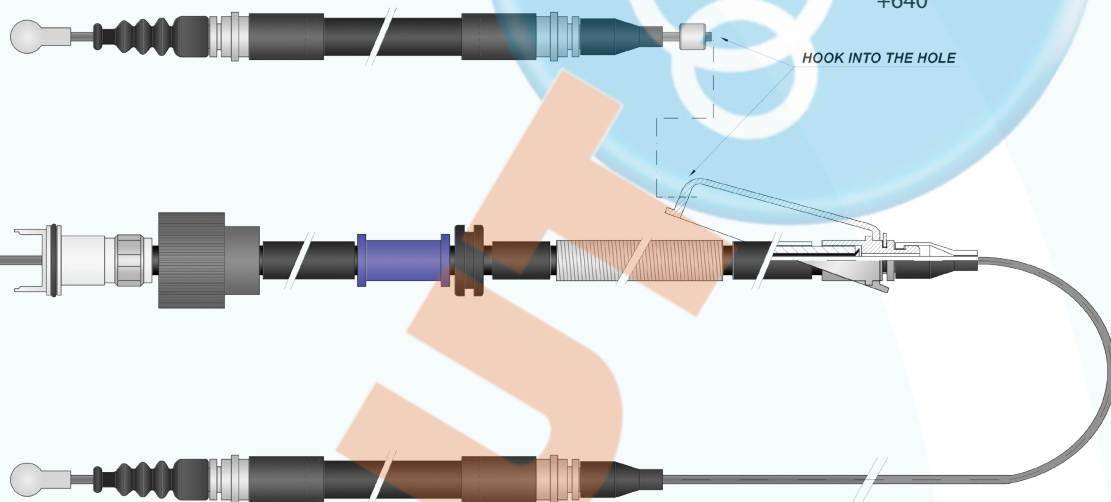
| application | OE reference | pos | year | length | code |
|-------------|--------------|-----|------|--------|------|
|-------------|--------------|-----|------|--------|------|

INSIGNIA

| | | | | | |
|---|---------------------------------|------------|-------|-----------|------------------|
| INSIGNIA (A) _ all exc. 4WD ch B1182367 <- (manual park cable) | 13250177-13323804-522047-522057 | rear LH-RH | 08-11 | 1940/1800 | 33.0248.1 |
|---|---------------------------------|------------|-------|-----------|------------------|

| | | | | | |
|--|-----------------|------------|-------|-----------|------------------|
| INSIGNIA (A) _ all 4WD ch A1006683 <- (manual park cable) | 13227133-522046 | rear LH-RH | 08-10 | 2005/1855 | 33.0249.1 |
|--|-----------------|------------|-------|-----------|------------------|

| | | | | | |
|--|---|------|-----|-------------------------------|------------------|
| INSIGNIA (A) _ all exc. 4WD (electric park cable) | 13261156-20941939-22821396-22944246-23227763 522050-522084-522095-522127-522158-20918018 | rear | 08- | 775/640 +2160/1315 +640 | 33.0269.1 |
|--|---|------|-----|-------------------------------|------------------|



| | | | | | |
|--|--|------|-----|-------------------------------|------------------|
| INSIGNIA (A) _ all 4WD ch A1000001 -> (electric park cable) | 22821394-22944244-23227765-522083-522094 522126-522159-20918016 | rear | 10- | 775/640 +2210/1355 +640 | 33.0270.1 |
|--|--|------|-----|-------------------------------|------------------|

KADETT

| | | | | | |
|-----------------------|--------|------|-------|------|----------------|
| KADETT (C) _ 1.0, 1.2 | 522525 | rear | 73-79 | 2460 | 33.0202 |
|-----------------------|--------|------|-------|------|----------------|

| | | | | | |
|----------------------------|--------|------|-------|------|----------------|
| KADETT (C) _ 1.6, 1.9, 2.0 | 522526 | rear | 76-79 | 2445 | 33.0203 |
|----------------------------|--------|------|-------|------|----------------|

| | | | | | |
|-----------------------------|---------------------------------|------|-------|------------------|----------------|
| KADETT (D) _ all BZ exc. SW | 522539-522553-90199514-90086029 | rear | 79-84 | 2875/920 +745 | 33.0204 |
|-----------------------------|---------------------------------|------|-------|------------------|----------------|

| | | | | | |
|--|---|------|-------|------------------|----------------|
| KADETT (D) _ all DS KADETT (D) SW _ all | 522543-522547-522556-522560-522561-90184271 90193357 | rear | 79-84 | 2755/825 +725 | 33.0224 |
|--|---|------|-------|------------------|----------------|

| | | | | | |
|---|-----------------|------|-------|------------------|----------------|
| KADETT (E) _ all exc. SW/CARAVAN/KOMBI ch G2502696 / G5000000 <- | 522559-90184270 | rear | 84-85 | 2830/885 +735 | 33.0222 |
|---|-----------------|------|-------|------------------|----------------|

| | | | | | |
|---|--------------------------|------|-------|------------------------|----------------|
| KADETT (E) _ all exc. SW/CARAVAN/KOMBI ch G2502697 / G5000001 -> | 522568-90235948-90369708 | rear | 86-93 | 1675/1090 +1275/690 | 33.0231 |
|---|--------------------------|------|-------|------------------------|----------------|

| | | | | | |
|--------------------------|---------------------------------|------|-------|------------------------|----------------|
| KADETT (E) _ 2.0 GSI 16v | 522532-522577-90279542-90373855 | rear | 87-91 | 1575/1090 +1175/690 | 33.0233 |
|--------------------------|---------------------------------|------|-------|------------------------|----------------|

| | | | | | |
|--|--|------|-------|-----------------------|----------------|
| KADETT (E) SW _ all manual transmission KADETT (E) CARAVAN/KOMBI _ all DS | 522580-522600-522640-90335899-90369711 90538629 | rear | 84-91 | 1400/820 +1285/705 | 33.0232 |
|--|--|------|-------|-----------------------|----------------|

| | | | | | |
|---|-----------------|------|-------|-----------------------|----------------|
| KADETT (E) SW _ all automatic transmission KADETT (E) CARAVAN/KOMBI _ all DS | 522579-90335900 | rear | 84-94 | 1395/820 +1280/720 | 33.0245 |
|---|-----------------|------|-------|-----------------------|----------------|

| | | | | | |
|-----------------------------------|--------------------------|------|-------|--------------------|----------------|
| KADETT (E) CARAVAN/KOMBI _ all BZ | 522573-90216441-90369710 | rear | 84-94 | 3130/1360 +1195 | 33.0230 |
|-----------------------------------|--------------------------|------|-------|--------------------|----------------|

MANTA

| | | | | | |
|-----------------|--------------------------|------|-------|------|----------------|
| MANTA (B) _ all | 522555-90000126-90193364 | rear | 75-88 | 2665 | 33.0207 |
|-----------------|--------------------------|------|-------|------|----------------|

BRAKE CABLES

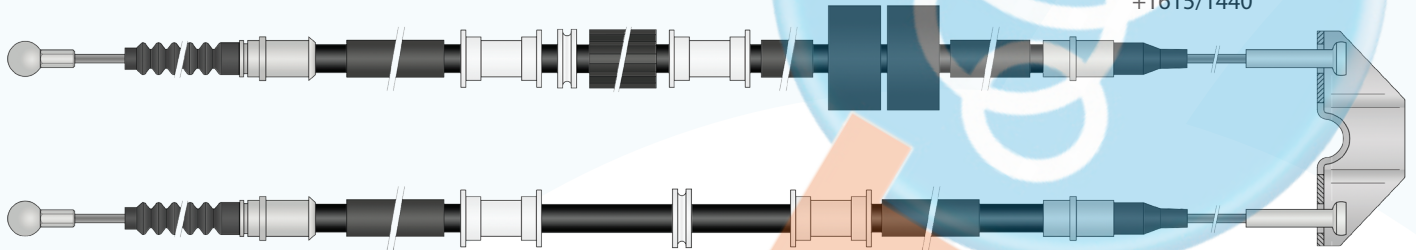
Cavi freno a mano - Handbremsseile - Cables de frein - Mando freno




| application | OE reference | pos | year | length | code |
|-------------|--------------|-----|------|--------|------|
|-------------|--------------|-----|------|--------|------|

MERIVA

| | | | | | |
|--|-----------------|-------|-------|-------------------------|------------------|
| MERIVA (A) _ all lever park (only cable) | 574108 | front | 03-10 | 330 | 33.0280.1 |
| MERIVA (A) _ all ch 34999999 <- | 522012-93318894 | rear | -7/03 | 1610/1440 +1610/1440 | 33.0213.1 |
| MERIVA (A) _ all ch 44000001 -> | 13159021-522016 | rear | 03-10 | 1615/1440 +1615/1440 | 33.0214.1 |



| | | | | | |
|--|---|------|-----|-------------------------------|------------------|
| MERIVA (B) _ all (electric park cable) | 13333865-13348285-13355603-13455236-522075 522085-522146 | rear | 10- | 975/520 +1960/1085 +520 | 33.0271.1 |
|--|---|------|-----|-------------------------------|------------------|



MOKKA

| | | | | | |
|----------------------|--|------------|-----|-------------------------|------------------|
| MOKKA, MOKKA X _ all | 42334105-42472906-522128-522140-522165 94539557-95104346-95131023-95392214-95297014 | rear LH-RH | 12- | 1915/1775 +1880/1740 | 33.0266.1 |
|----------------------|--|------------|-----|-------------------------|------------------|

MONZA



| | | | | | |
|-----------------|-----------------|------|-------|------------------|----------------|
| MONZA (A) _ all | 522535-90079050 | rear | 78-80 | 2920/970 +905 | 33.0253 |
| MONZA (A) _ all | 522538-90112028 | rear | 80-86 | 2935/905 +905 | 33.0254 |

OMEGA

| | | | | | |
|---|--|------|-------|-----------------------|----------------|
| OMEGA (A) _ all ch J1030900 <- | 522575-90222437 | rear | 86-88 | 1550/840 +1520/815 | 33.0255 |
| OMEGA (A) _ all ch J1030902 -> OMEGA (B) _ all | 24404062-522527-522578-522592-90335547 90374841 | rear | 89-03 | 1550/840 +1550/840 | 33.0244 |

REKORD

| | | | | | |
|-------------------------------|---------------------------------|------|-------|-------------------|----------------|
| REKORD (E) _ all (drum brake) | 522544-90063457 | rear | 77-86 | 2970/1045 +990 | 33.0212 |
| REKORD (E) _ all (disc brake) | 522537-522554-90095420-90193363 | rear | 77-86 | 2970/990 +990 | 33.0219 |

| application | OE reference | pos | year | length | code |
|--|--|------------|-------|-------------------------|------------------|
| SENATOR | | | | | |
| SENATOR (A) _ all | 522535-90079050 | rear | 78-80 | 2920/970 +905 | 33.0253 |
| SENATOR (A) _ all | 522538-90112028 | rear | 80-87 | 2935/905 +905 | 33.0254 |
| SENATOR (B) _ all | 522575-90222437 | rear | 87- | 1550/840 +1520/815 | 33.0255 |
| SIGNUM | | | | | |
| SIGNUM (Z03) _ all | 13106485-13162335-13162337-24407651-522009 522011-522020-522021-522022-522024-522025 522026-93181108-93181109-93181110 | rear | 03-08 | 1805/1630 +1805/1630 | 33.0219.1 |
| SINTRA | | | | | |
| SINTRA (APV) _ all | 10294734-10405685-522418-522432 | front | 96-99 | 2590/2390 | 33.0292 |
| SINTRA (APV) _ all | 10277478-10403283-522431-522648 | rear LH | 96-99 | 800/485 | 33.0294 |
| SINTRA (APV) _ all | 10277479-10403284-10408912-522430-522574 | rear RH | 96-99 | 710/485 | 33.0293 |
| TIGRA | | | | | |
| TIGRA (S93) _ all | 522615-522643-90445985-90538700 | rear LH | 94-00 | 1370/735 | 33.0261 |
|  | | | | | |
| TIGRA (S93) _ all | 522614-522642-90445986-90538699 | rear RH | 94-00 | 1080 | 33.0262 |
|  | | | | | |
| TIGRA TWINTOP (X04) _ all | 522445-9127187 | front | 04-10 | 330 | 33.0285 |
| TIGRA TWINTOP (X04) _ all (drum brake) | 522448-90576453 | rear LH | 04-10 | 1095/760 | 33.0287 |
| TIGRA TWINTOP (X04) _ all (drum brake) | 522655-24443834 | rear LH | 04-10 | 1105/755 | 33.0288 |
| TIGRA TWINTOP (X04) _ all (drum brake) | 522449-90576454 | rear RH | 04-10 | 830 | 33.0286 |
| TIGRA TWINTOP (X04) _ all (drum brake) | 522151-522152-522417-90575127-93170227 93170228 | rear LH-RH | 04-10 | 215 | 33.0211.1 |
| TIGRA TWINTOP (X04) _ all (disc brake) | 522015-13138929 | rear LH | 04-10 | 1430/755 +305 | 33.0224.1 |
| TIGRA TWINTOP (X04) _ all (disc brake) | 522014-13138930 | rear RH | 04-10 | 1145/305 | 33.0225.1 |
| VECTRA | | | | | |
| VECTRA (A) _ all exc. 4WD/2.0 ch M1032902 <- | 522569-522590-90189719-90344889-90344899 | rear LH | 88-89 | 755 | 33.0234 |
| VECTRA (A) _ all exc. 4WD/2.0 ch M1032902 <- | 522583-522588-90278765-90344417-90344447 | rear RH | 88-89 | 2080/1020 | 33.0236 |
| VECTRA (A) _ all exc. 4WD/2.0 ch M1032902 -> | 522597-522601-90421703 | rear LH | 89-95 | 755 | 33.0247 |
| VECTRA (A) _ all exc. 4WD/2.0 ch M1032902 -> | 522596-522602-90421704 | rear RH | 89-90 | 2080/1020 | 33.0248 |
| VECTRA (A) _ all exc. 4WD/2.0 ch M1032902 -> | 522620-90334824-90495223 | rear RH | 90-95 | 2120/1060 | 33.0270 |
| VECTRA (A) _ all 4WD ch M1092928 <- | 522585-90334462 | rear | 88-95 | 1500/1110 +1350/940 | 33.0238 |
| VECTRA (A) _ all 4WD ch M1092929 -> | 522595-90374902 | rear | 88-95 | 1505/1100 +1365/955 | 33.0249 |

BRAKE CABLES

Cavi freno a mano - Handbremsseile - Cables de frein - Mando freno



| application | OE reference | pos | year | length | code |
|--------------------------------------|--|------------|-------|-------------------------|------------------|
| > VECTRA | | | | | |
| VECTRA (A) _ 2.0 GT/16v | 522589-522599-90369714-90375403 | rear LH | 88-91 | 670 | 33.0264 |
| VECTRA (A) _ 2.0 GT/16v | 522582-522598-90369712-90375404 | rear RH | 88-91 | 2005/1060 | 33.0265 |
| VECTRA (A) _ 2.0 GT/16v | 522581-90297927 | rear LH | 91-95 | 670 | 33.0263 |
| VECTRA (A) _ 2.0 GT/16v | 522621-90495224 | rear RH | 91-95 | 2020/1070 | 33.0267 |
| VECTRA (B) _ all | 522409-90495463 | front | 95-97 | 310 | 33.0272 |
| VECTRA (B) _ all | 522550-522551-9127540-9127937 | front | 97-03 | 305 | 33.0275 |
| VECTRA (B) _ all | 24427061-522412-522524-90468900 | rear | 95-03 | 1455/1225 +1455/1225 | 33.0280 |
| VECTRA (B) _ 1.6 (drum brake) | 522411-522414-90496486-90538631 | rear LH-RH | 95-03 | 210 | 33.0274 |
| VECTRA (B) _ 2.0 DI 16v (drum brake) | 522151-522152-522417-90575127-93170227 93170228 | rear LH-RH | 98-02 | 215 | 33.0211.1 |
| VECTRA (B) _ all (disc brake) | 522410-90496487 | rear LH-RH | 95-03 | 130 | 33.0273 |
| VECTRA (C) _ all exc. SW | 13106484-24455114-522006-522018-522019-522023 522451-522452-9191216-93181106-93181107 | rear | 02-09 | 1630/1455 +1575/1395 | 33.0291 |
| | | | | | |
| VECTRA (C) SW _ all | 13106485-13162335-13162337-24407651-522009 522011-522020-522021-522022-522024-522025 522026-93181108-93181109-93181110 | rear | 02-09 | 1805/1630 +1805/1630 | 33.0219.1 |

| | | | | | |
|--|---|------------|-------|-------------------------|------------------|
| ZAFIRA | | | | | |
| ZAFIRA (A) _ all | 522550-522551-9127540-9127937 | front | 99-05 | 305 | 33.0275 |
| ZAFIRA (A) _ all (drum brake) | 24436467-522153-522558-90581267 | rear | 99-05 | 1355/1155 +1355/1155 | 33.0284 |
| ZAFIRA (A) _ all (drum brake) | 18045189-522005-522653-522654-9127518-9127527 | rear LH-RH | 99-05 | 180 | 33.0277 |
| ZAFIRA (A) _ all exc. 1.8 16v (disc brake) ch 22006460/1H999999 <- | 24425112-522004-9036102 | rear | 99-02 | 1680/1495 +1680/1495 | 33.0283 |
| ZAFIRA (A) _ 1.8 16v (disc brake) ch 22006460/1H999999 <- | 522002-9223133 | rear | 99-02 | 1675/1495 +1675/1495 | 33.0207.1 |
| ZAFIRA (A) _ all (disc brake) ch 22006461/2H000001 <-> ch 32999999/3H999999 | 13104993-24465149-522008-522529 | rear | 02-03 | 1685/1500 +1685/1500 | 33.0297 |
| | | | | | |
| ZAFIRA (A) _ all (disc brake) ch 42000001/4H000001 -> | 13153655-522032 | rear | 03-05 | 1675/1495 +1675/1495 | 33.0233.1 |
| ZAFIRA (A) _ all (disc brake) ch 42000001/4H000001 -> | 13153656-522454 | rear | 03-05 | 1675/1495 +1675/1495 | 33.0212.1 |

| application | OE reference | pos | year | length | code |
|-------------|--------------|-----|------|--------|------|
|-------------|--------------|-----|------|--------|------|

> ZAFIRA

| | | | | | |
|--------------------------------------|--|---------|-------|-------------------------|------------------|
| ZAFIRA (B) _ all exc. LPG/CNG | 13157064-13237275-13321653-13340391-522028 522036-522053-522067 | rear | 05-15 | 1765/1575 +1740/1550 | 33.0238.1 |
| | | | | | |
| ZAFIRA (B) _ all LPG/CNG | 13239691-13321652-13340399-522037-522052 522071 | rear | 05-15 | 1770/1575 +1770/1575 | 33.0258.1 |
| ZAFIRA (C) _ all (manual park cable) | 13367629-13409698-13450489-522099-522123 522147 | rear LH | 11- | 1890/1760 | 33.0256.1 |
| ZAFIRA (C) _ all (manual park cable) | 13367630-13409699-13450490-522100-522124 522148 | rear RH | 11- | 1890/1760 | 33.0257.1 |

OPEL commercial vehicles
ARENA

| | | | | | |
|--------------------------------|--|---------|-------|-----------|------------------|
| ARENA (A97, TB/F) _ all | 4400241-9108241-7700307717-7700689738 7700748444-7700748744 | front | 97-01 | 810/525 | 41.0240.1 |
| ARENA (A97, TB/F) _ all NO ABS | 4400242-9108242-7700307720 | rear LH | 97-01 | 1325/925 | 41.0241.1 |
| ARENA (A97, TB/F) _ all NO ABS | 4400245-9108245-7700307721 | rear RH | 97-01 | 1425/1020 | 41.0242.1 |
| ARENA (A97, TB/F) _ all ABS | 4400243-9108243-7700307718-7700723014 | rear LH | 97-01 | 1295/925 | 41.0208.1 |
| ARENA (A97, TB/F) _ all ABS | 4400247-9108247-7700307719-7700723015 | rear RH | 97-01 | 1390/1020 | 41.0209.1 |

BEDFORD

| | | | | | |
|-----------------------------------|------------------|------------|-------|------------------|------------------|
| BEDFORD CF _ all short wheelbase | 8829951-91106936 | rear LH-RH | 71-82 | 1155/900 | 33.0220 |
| BEDFORD CF _ all long wheelbase | 8829950-91106935 | rear LH-RH | 71-82 | 1835/900 | 33.0221 |
| BEDFORD CF2 _ all short wheelbase | 91106934 | rear LH-RH | 84-88 | 1125/870 | 33.0202.1 |
| BEDFORD CF2 _ all long wheelbase | 522564-91106933 | rear LH-RH | 84-88 | 1805/865 | 33.0229 |
| BEDFORD RASCAL PICK-UP _ all | 91112648 | rear | 86-93 | 1955/840 +800 | 33.0242 |
| BEDFORD RASCAL BUS _ all | 91122085 | rear | 86-93 | 1810/810 +575 | 33.0299 |

COMBO

| | | | | | |
|---|---|------------|-------|-------------------------|------------------|
| COMBO _ all | 522000-522618-90447335-9191225 | rear | 94-01 | 1660/1315 +1520/1175 | 33.0269 |
| COMBO VAN/CAB/BUS _ all COMBO TOUR _ all | 522013-9225545 | front | 01- | 445 | 33.0239.1 |
| COMBO VAN/CAB/BUS _ all (drum brake) COMBO TOUR _ all (drum brake) | 24468130-522150-522450-9225541 | rear | 01- | 1235/1040 +1235/1040 | 33.0210.1 |
| COMBO VAN/CAB/BUS _ all (drum brake) COMBO TOUR _ all (drum brake) | 18045189-522005-522653-522654-9127518-9127527 | rear LH-RH | 01- | 180 | 33.0277 |
| COMBO VAN/CAB/BUS _ all (disc brake) COMBO TOUR _ all (disc brake) | 13172730-522017 | rear | 01- | 1580/1405 +1580/1405 | 33.0226.1 |

BRAKE CABLES

Cavi freno a mano - Handbremsseile - Cables de frein - Mando freno



| application | OE reference | pos | year | length | code |
|--|---|------------------|-------|------------------|------------------|
| > COMBO | | | | | |
| COMBO VAN/CAB/BUS _ all exc. CNG COMBO COMBI/TOUR _ all exc. CNG short wheelbase | 522107-95510632-51840107-51868727-51882838 52093071 | rear LH-RH | 12- | 1835/1550 | 11.0261.2 |
| COMBO VAN/CAB/BUS _ all exc. CNG COMBO COMBI/TOUR _ all exc. CNG long wheelbase | 522108-95510633-51840106-51868726-51882837 52093070 | rear LH-RH | 12- | 2180/1900 | 11.0259.2 |
| COMBO VAN/CAB/BUS _ 1.4 CNG COMBO COMBI/TOUR _ 1.4 CNG short wheelbase | 522109-95510634-51882839-52093072 | rear LH-RH | 12- | 1870/1585 | 11.0258.2 |
| COMBO VAN/CAB/BUS _ 1.4 CNG COMBO COMBI/TOUR _ 1.4 CNG long wheelbase | 522110-95510635-51882840 | rear LH-RH | 12- | 2225/1940 | 11.0257.2 |
| MOVANO | | | | | |
| MOVANO (A) _ all | 4403487-4418463-4500250-9111487-9160550 3640200QA-3640200QAA-7700311216 8200021935-8200694124 | front | 98- | 1175/945 | 41.0224.1 |
| MOVANO (A) _ all (drum brake) short wheelbase | 4500251-9160551-3640000QAA-7700311217 | rear LH-RH | 98- | 1420/1045 | 41.0225.1 |
| MOVANO (A) _ all (disc brake) long wheelbase | 4403490-4418464-9111490-93193021-3640000QOC 3640000QAB-8200021940-8200694128 | rear LH-RH | 98- | 1730/1440 | 41.0226.1 |
| MOVANO (B) _ all short wheelbase | 4419608-93197702-3640000QOF-364028595R | front | 10- | 1085/755 | 41.0226.2 |
| MOVANO (B) _ all long wheelbase | 4419609-93197703-3640200QOD-364024124R | front | 10- | 1030/755 | 41.0227.2 |
| MOVANO (B) VAN/KOMBI/CAB _ all FWD short wheelbase | 4408336-4421932-95508423-95510528-99510528 364006889R-364007808R | rear LH-RH | 10- | 1730/1210 | 41.0224.2 |
| MOVANO (B) BUS _ all FWD short wheelbase | 4408330-95510514-364001202R | rear LH-RH | 10- | 1795/1270 | 41.0228.2 |
| MOVANO (B) _ all FWD long wheelbase | 4419612-93197706-3653000QOH-8200727569 | rear LH-RH | 10- | 1730/1210 | 41.0222.2 |
| MOVANO (B) VAN/KOMBI/CAB _ all RWD single wheels | 4421190-93168952-364006372R | rear LH-RH | 10- | 1555/1225 | 41.0225.2 |
| MOVANO (B) VAN/KOMBI/CAB _ all RWD twin wheels | 4421189-93168951-8200727571 | rear LH-RH | 10- | 1490/1145 | 41.0223.2 |
| VIVARO | | | | | |
| VIVARO (A) _ all ch AV606709/AY <- | 4408726-91166639-3640200QOB-3640200QOF 3640200QAB-7700312835 | front | 01-10 | 505/255 | 41.0235.1 |
| VIVARO (A) _ all ch AV606710/AY >- | 4421102-93864841-365300089R-365301862R | front | 10- | 500/260 | 41.0204.2 |
| VIVARO (A) _ all exc. CAB ch AV606709/AY <- short wheelbase | 4408735-91165521-3651800QOD-3651800QAA 7700313058 | intern | 01-10 | 1185 | 41.0238.1 |
| | | | | | |
| VIVARO (A) _ all exc. CAB ch AV606710/AY >- short wheelbase | 4420800-93864840-365301673R | intern | 10- | 1245 | 41.0206.2 |
| VIVARO (A) _ all exc. CAB ch AV606709/AY <- long wheelbase | 4408730-4419921-3651800QOB-3651800QE 3651800QAB-8201018830 | intern | 01-10 | 1585 | 41.0239.1 |
| VIVARO (A) _ all exc. CAB ch AV606710/AY >- long wheelbase | 4420801-93864842-365301796R | intern | 10- | 1645 | 41.0205.2 |
| VIVARO (A) _ all 2 pc. KIT short wheelbase | 93168971-1605111 | front +intern | 10- | 500/260 +1245 | 41.0213.2 |
| VIVARO (A) _ all 2 pc. KIT long wheelbase | 93168972-1605112 | front +intern | 10- | 500/260 +1645 | 41.0212.2 |

| application | OE reference | pos | year | length | code |
|---------------------------------------|---|---------|-------|-----------|------------------|
| > VIVARO | | | | | |
| VIVARO (A) CAB _all ch AV606709/AY <- | 4413816-4419922-93852378-93864248-3651800Q0C 3651800Q0F-3651800QAC-8200316762-8201018831 | interm | 01-10 | 1880 | 41.0273.1 |
| VIVARO (A) CAB _all ch AV606710/AY -> | 4421104-93864843-365309636R | interm | 10- | 1940 | 41.0207.2 |
| VIVARO (A) _all | 4408734-4411413-91168672-3653100QAC 8200178389 | rear LH | 01-03 | 1490/1365 | 41.0237.1 |
| VIVARO (A) _all | 4414821-93852188-3653100QAD-7700312837 8200263819 | rear LH | 03- | 1490/1365 | 41.0271.1 |
| VIVARO (A) _all | 4408727-4411415-91168673-3653000QAC 8200178390 | rear RH | 01-03 | 1590/1465 | 41.0227.1 |
| VIVARO (A) _all | 4414822-93852189-3653000QAD-7700312836 8200263821 | rear RH | 03- | 1590/1465 | 41.0272.1 |
| VIVARO (B) _all | 4422441-93868405 | front | 14- | 535/255 | 33.0282.1 |
| VIVARO (B) _all short wheelbase | 4422438-4424134-93458611-93462491-93868401 | interm | 14- | 1210 | 33.0283.1 |
| VIVARO (B) _all long wheelbase | 4423238-93868404 | interm | 14- | 1610 | 33.0284.1 |
| VIVARO (B) _all | 4422442-93868406 | rear LH | 14- | 1525/1380 | 33.0285.1 |
| VIVARO (B) _all | 4422439-93459142-93868402 | rear RH | 14- | 1645/1500 | 33.0286.1 |

PEUGEOT
104

| | | | | | |
|---------------------|---|------------|-------|----------|----------------|
| 104 _all exc. COUPÉ | 474539-474541-474551-7910033436-7910033437 7910033438-95493550-95493551-95493552 | rear LH-RH | 72-88 | 1420/805 | 07.0212 |
| 104 COUPÉ _all | 474540-7910015915-7910015917 | rear LH-RH | 73-88 | 1240/685 | 07.0210 |

106

| | | | | | |
|----------------------------|-------------------------------|------------|-------|-----------|----------------|
| 106 (I) _all | 474589 | rear LH-RH | 91-95 | 1290/1100 | 35.0270 |
| 106 (II) _all (drum brake) | 4745H7-4745J1-4745T4-96209110 | rear LH-RH | 96- | 1440/1125 | 07.0238 |
| 106 (II) _all (disc brake) | 4745H8-96263856 | rear LH-RH | 96- | 1505/1235 | 07.0239 |

107

| | | | | | |
|----------|-------------------|---------|-------|-----------|----------------|
| 107 _all | 4745Y3-464300H010 | rear LH | 05-14 | 1485/1245 | 07.0281 |
| 107 _all | 4745Y2-464200H010 | rear RH | 05-14 | 1475/1235 | 07.0282 |

108

| | | | | | |
|----------|----------------------------------|---------|-----|-----------|------------------|
| 108 _all | B000763880-B001018580-464300H021 | rear LH | 14- | 1470/1250 | 07.0208.1 |
| 108 _all | B000763780-B001018480-464200H021 | rear RH | 14- | 1460/1240 | 07.0209.1 |


205

| | | | | | |
|-------------------------------|---------------|---------|-------|-----------|----------------|
| 205 (I)(II) _all (drum brake) | 474555-474563 | rear LH | 83-98 | 1375/1090 | 35.0205 |
| 205 (I)(II) _all (drum brake) | 474556-474564 | rear RH | 83-98 | 1385/1100 | 35.0206 |
| 205 (I)(II) _all (disc brake) | 474567 | rear LH | 83-98 | 1415/1170 | 35.0246 |
| 205 (I)(II) _all (disc brake) | 474568 | rear RH | 83-98 | 1430/1185 | 35.0247 |

BRAKE CABLES

Cavi freno a mano - Handbremsseile - Cables de frein - Mando freno



| application | OE reference | pos | year | length | code |
|--|-----------------------------------|------------|-------|-------------------------|------------------|
| 206 | | | | | |
| 206 _ all (drum brake) NO ABS | 4745N4-474636-9628511880 | rear LH-RH | 98- | 1640/1300 | 35.0200.1 |
|  | | | | | |
| 206 _ all (disc brake) ABS | 4745N5-474637-9629191680 | rear LH-RH | 98- | 1705/1425 | 35.0206.1 |
| 207 | | | | | |
| 207 _ all (drum brake) | 4745Z3-9650902580 | rear LH-RH | 06-15 | 1795/945 | 35.0227.1 |
| 207 _ all (disc brake) | 4745Z4-9650902680 | rear LH-RH | 06-08 | 1905/1115 | 35.0226.1 |
| 207 _ all (disc brake) | 474651-9684567680-9802570580 | rear LH-RH | 08-15 | 1910/1105 | 35.0229.1 |
| 208 | | | | | |
| 208 _ all (drum brake ø 203/38) | 9671813380 | rear LH-RH | 12- | 1790/915 | 35.0235.1 |
| 208 _ all (drum brake ø 228/40) ch 14573 <- | 4745Z3-9650902580 | rear LH-RH | 12-16 | 1795/945 | 35.0227.1 |
| 208 _ all (disc brake) | 474651-9684567680-9802570580 | rear LH-RH | 12- | 1910/1105 | 35.0229.1 |
| 305 | | | | | |
| 305 (I) _ all exc. BREAK | 483467-483471 | rear LH-RH | 77-82 | 1535/930 | 35.0207 |
| 305 (I) BREAK _ all | 483475 | rear LH-RH | 77-82 | 1725/1075 | 35.0209 |
| 305 (II) _ all exc. BREAK | 483480 | rear LH-RH | 82-90 | 1530/925 | 35.0208 |
| 305 (II) BREAK _ all | 483485 | rear LH-RH | 82-90 | 1635/1005 | 35.0245 |
| 306 | | | | | |
| 306 _ all (drum brake) NO ABS exc. CABRIO | 474597 | rear LH | 93-95 | 1655/1335 | 35.0276 |
| 306 _ all (drum brake) NO ABS exc. CABRIO | 474598 | rear RH | 93-95 | 1565/1250 | 35.0277 |
| 306 CABRIOLET _ all (drum brake) NO ABS | 4745F8-96032565 | rear LH | 94-02 | 1590/1260 | 07.0229 |
| 306 CABRIOLET _ all (drum brake) NO ABS | 4745G1-96032564 | rear RH | 94-02 | 1500/1170 | 07.0228 |
| 306 _ all (drum brake) ABS exc. CABRIO | 4745A4-4745N8-9617667980 | rear LH | 93-95 | 1690/1330 | 35.0272 |
| 306 _ all (drum brake) ABS exc. CABRIO | 4745A5-4745N9-9622434980 | rear RH | 93-95 | 1610/1250 | 35.0202.1 |
| 306 _ all (drum brake) ABS exc. CABRIO | 474597 | rear LH | 95-02 | 1655/1335 | 35.0276 |
| 306 _ all (drum brake) ABS exc. CABRIO | 474598 | rear RH | 95-02 | 1565/1250 | 35.0277 |
| 306 CABRIOLET _ all (drum brake) ABS | 4745F7-9614573980 | rear LH | 94-02 | 1620/1260 | 07.0240 |
| 306 CABRIOLET _ all (drum brake) ABS | 4745G0-9614574080 | rear RH | 94-02 | 1530/1175 | 07.0241 |
| 306 CABRIOLET _ all (drum brake) ABS 2 pc. KIT | 4745E8 | rear LH-RH | 94-02 | 1620/1260 +1530/1175 | 07.0295 |
| 306 _ all (disc brake) exc. CABRIO | 474599-4745A1-96190724 | rear LH | 93-02 | 1695/1430 | 35.0278 |
| 306 _ all (disc brake) exc. CABRIO | 4745A0-4745A2-96190725-9622435080 | rear RH | 93-02 | 1610/1345 | 35.0279 |
| 306 CABRIOLET _ all (disc brake) | 4745F6-96032560 | rear LH | 94-02 | 1635/1340 | 07.0230 |
| 306 CABRIOLET _ all (disc brake) | 4745F9-96032561 | rear RH | 94-02 | 1555/1270 | 07.0231 |

| application | OE reference | pos | year | length | code |
|-------------|--------------|-----|------|--------|------|
|-------------|--------------|-----|------|--------|------|

307

| | | | | | |
|-------------------------|--------------------------|------------|-------|-----------|------------------|
| 307 _ all exc. SW/BREAK | 474620-4745T3-9636664680 | rear LH-RH | 00-12 | 2035/1190 | 35.0208.1 |
| 307 SW/BREAK _ all | 4745T9-474630-9641453080 | rear LH-RH | 02-09 | 2115/1315 | 35.0209.1 |


308

| | | | | | |
|--|-------------------|------------|-------|-----------|------------------|
| 308 (I) _ all exc. 1.6 GTi/THP | 474631-9659391180 | rear LH-RH | 07-15 | 2035/1190 | 35.0228.1 |
| 308 (I) _ 1.6 GTi/THP | 474667-9688480980 | rear LH-RH | 10-14 | 2070/1205 | 07.0201.1 |
| 308 (I) SW _ all | 474640-9681881080 | rear LH-RH | 07-14 | 2125/1330 | 35.0231.1 |
| 308 (II) _ all exc. SW (manual park cable) | 9678421380 | rear LH | 13- | 1895/1070 | 35.0239.1 |
| 308 (II) _ all exc. SW (manual park cable) | 9678419280 | rear RH | 13- | 1895/1070 | 35.0238.1 |
| 308 (II) SW _ all (manual park cable) | 9678421480 | rear LH | 14- | 2000/1075 | 35.0241.1 |
| 308 (II) SW _ all (manual park cable) | 9678420980 | rear RH | 14- | 2000/1075 | 35.0240.1 |

309

| | | | | | |
|--------------------------------|--------|---------|-------|-----------|----------------|
| 309 (I)(II) _ all (drum brake) | 474565 | rear LH | 85-93 | 1430/1140 | 35.0235 |
| 309 (I)(II) _ all (drum brake) | 474566 | rear RH | 85-93 | 1450/1160 | 35.0236 |
| 309 (I)(II) _ all (disc brake) | 474569 | rear LH | 85-93 | 1470/1225 | 35.0258 |
| 309 (I)(II) _ all (disc brake) | 474570 | rear RH | 85-93 | 1490/1245 | 35.0259 |

404

| | | | | | |
|-----------|--------|-------|-----|-----------|----------------|
| 404 _ all | 474538 | front | 70- | 960/655 | 35.0212 |
| 404 _ all | 483449 | rear | 70- | 4070/1595 | 35.0216 |

405

| | | | | | |
|---|--------|---------|-------|-----------|----------------|
| 405 (I)(II) _ all | 474571 | front | 87-96 | 1840/1545 | 35.0240 |
| 405 (I)(II) _ all (drum brake) exc. 4WD | 474573 | rear LH | 87-96 | 845/295 | 35.0241 |
| 405 (I)(II) _ all (drum brake) exc. 4WD | 474574 | rear RH | 87-96 | 545/295 | 35.0242 |
| 405 (I)(II) _ all (disc brake) exc. 4WD | 474575 | rear LH | 87-96 | 850/385 | 35.0243 |
| 405 (I)(II) _ all (disc brake) exc. 4WD | 474576 | rear RH | 87-96 | 560/385 | 35.0244 |

BRAKE CABLES

Cavi freno a mano - Handbremsseile - Cables de frein - Mando freno



| application | OE reference | pos | year | length | code |
|--|--|------------|-------|-----------|------------------|
| 406 | | | | | |
| 406 _ all adjustment at bottom/from below | 4745H0-4745H9-4745L3-4745L4-9616426480 9625818780 | front | 95-05 | 1700/1405 | 35.0287 |
| 406 _ all ch 08574 <- adjustment at top/from inside the car | 4745P1-4745P2-9632426480 | front | 95-00 | 1755/1405 | 35.0218.1 |
| 406 _ all ch 08575 -> adjustment at top/from inside the car | 4745R7-4745R8 | front | 00-05 | 1655/1310 | 35.0219.1 |
| 406 _ all (drum brake) | 4745H1-9623328980 | rear LH | 95-05 | 825/545 | 35.0291 |
| 406 _ all (drum brake) | 4745H2-4745L5-9623329080-9630504580 | rear RH | 95-05 | 750/545 | 35.0292 |
| 406 _ all (drum brake) ch 08512 -> | 4745R1-9638603880 | rear LH | 00-05 | 825/545 | 35.0212.1 |
| 406 _ all (drum brake) ch 08512 -> | 4745R2-9638603980 | rear RH | 00-05 | 750/545 | 35.0207.1 |
| 406 _ all exc. COUPÉ (disc brake) | 4745H3-9616427180 | rear LH | 95-05 | 695/490 | 35.0288 |
| 406 _ all exc. COUPÉ (disc brake) ch 07475 <- | 4745H4-9616427580 | rear RH | 95-97 | 630/490 | 35.0289 |
| 406 _ all exc. COUPÉ (disc brake) ch 07476 -> | 4745L6-9630504380 | rear RH | 97-05 | 640/495 | 35.0203.1 |
| 406 COUPÉ _ all (disc brake) | 4745J6 | rear LH | 97-04 | 705/505 | 35.0205.1 |
| 406 COUPÉ _ all (disc brake) | 4745J7 | rear RH | 97-04 | 645/505 | 35.0204.1 |
| 407 | | | | | |
| 407 _ all | 4745X4-9644602880 | rear LH-RH | 04- | 2155/1330 | 35.0222.1 |
| 504 | | | | | |
| 504 _ all | 474520-474533 | front | 68-72 | 1825/1510 | 35.0217 |
| 504 _ all | 474535 | front | 72-79 | 1030/610 | 35.0223 |
| 504 _ all | 474545 | front | 79-86 | 1560/980 | 35.0227 |
| 504 _ all | 483438 | rear LH-RH | 68-72 | 1030/780 | 35.0218 |
| 504 _ all | 483452 | rear LH-RH | 72-76 | 1655/1125 | 35.0219 |
| 504 _ all | 483463 | rear LH-RH | 76-77 | 1620/1085 | 35.0220 |
| 504 _ all | 483468 | rear LH-RH | 77-86 | 1575/960 | 35.0221 |
| 504 _ all | 483458 | rear LH-RH | 72-86 | 1680/1480 | 35.0222 |
| 504 PICK-UP _ all | 474547 | front | 80-89 | 1250/690 | 35.0229 |
| 504 PICK-UP _ all | 483470 | rear LH | 80-89 | 1495/1090 | 35.0230 |
| 504 PICK-UP _ all | 483469 | rear RH | 80-89 | 1300/1105 | 35.0231 |
| 505 | | | | | |
| 505 _ all | 474553 | front | 79- | 1535/1335 | 35.0248 |
| 505 _ all GR-SR-GLD-TD exc. BREAK | 483472 | rear LH-RH | 79- | 1595/990 | 35.0232 |
| 505 _ all TI-STI-GTI-TD exc. BREAK | 483473 | rear LH-RH | 79- | 1630/1120 | 35.0233 |
| 505 BREAK _ all | 483477 | rear LH-RH | 79- | 1775/1090 | 35.0234 |
| 505 BREAK _ all banquette/bench seat | 483478 | rear LH | 79-84 | 1165/410 | 35.0249 |
| 505 BREAK _ all banquette/bench seat | 483481 | rear LH | 84- | 1225/345 | 35.0251 |
| 505 BREAK _ all banquette/bench seat | 483479-483482 | rear RH | 79- | 1580/340 | 35.0250 |

| application | OE reference | pos | year | length | code |
|--------------------------------------|--|------------|-------|-----------|------------------|
| 508 | | | | | |
| 508 _ all (manual park cable) | 474681-9899992480 | rear LH-RH | 10- | 2235/1400 | 35.0237.1 |
| 604 | | | | | |
| 604 _ all | 483465 | rear LH-RH | 77-87 | 1720/1060 | 35.0266 |
| 605 | | | | | |
| 605 _ all | 474581 | front | 89-99 | 385 | 35.0280 |
| 605 _ all | 474582 | interm | 89-99 | 1635/1495 | 35.0273 |
| 605 _ all | 474583 | rear LH | 89-92 | 745/385 | 35.0274 |
| 605 _ all | 474584 | rear RH | 89-92 | 630/390 | 35.0275 |
| 605 _ all | 4745F0 | rear LH | 93-99 | 745/385 | 35.0213.1 |
| 605 _ all | 4745F1 | rear RH | 93-99 | 635/385 | 35.0214.1 |
| 607 | | | | | |
| 607 _ all | 4745P7-4745W2-4745X5-9651265680 | front | 00-11 | 2145/1675 | 35.0215.1 |
| 607 _ all | 4745P8 | rear LH | 00-04 | 725/390 | 35.0216.1 |
| 607 _ all | 4745P9 | rear RH | 00-04 | 710/390 | 35.0217.1 |
| 607 _ all | 4745X6-965127180 | rear LH | 05-11 | 815/475 | 35.0224.1 |
| 607 _ all | 4745X7-9651270380 | rear RH | 05-11 | 795/475 | 35.0223.1 |
| 806 | | | | | |
| 806 _ all | 4745E9-4745T5-1400813180-1472957080-1487276080 | front | 94- | 500/255 | 11.0222.1 |
| 806 _ all (drum brake) | 4745F2-1473322080-1475986080 | rear LH | 94- | 1065/770 | 11.0210.1 |
| 806 _ all (drum brake) | 4745F3-1473321080 | rear RH | 94- | 2285/2065 | 11.0209.1 |
| 806 _ all (disc brake) | 4745F4-1472959080 | rear LH | 94- | 1255/1065 | 11.0224.1 |
| 806 _ all (disc brake) | 4745F5-1472958080 | rear RH | 94- | 2205/2080 | 11.0223.1 |
| 807 | | | | | |
| 807 _ all LONGITUDINAL | 4745E9-4745T5-1400813180-1472957080-1487276080 | front | 02- | 500/255 | 11.0222.1 |
| 807 _ all LONGITUDINAL | 474622-1400813580 | front | 05- | 500/310 | 11.0217.2 |
| 807 _ all TRANSVERSE short wheelbase | 474607-474623-474652-1400950680 1401215380-1401441780 | front | 06- | 1765/1610 | 11.0279.2 |
| 807 _ all long wheelbase ch 10284 <- | 4745T6-1487274080 | rear LH | 02-05 | 1070/840 | 11.0264.1 |
| 807 _ all long wheelbase ch 10284 <- | 4745T7-4745T8-1487275080-1487647080 | rear RH | 02-05 | 2360/2220 | 11.0263.1 |
| 807 _ all long wheelbase ch 10285 -> | 4745Y8-474619-1400310380-1400702180 | rear LH | 05- | 1040/840 | 11.0206.2 |
| 807 _ all long wheelbase ch 10285 -> | 4745Y6-4745Y7-1400310180-1400310280 | rear RH | 05- | 2310/2150 | 11.0205.2 |
| 807 _ all short wheelbase | 474609-1400204180-9809533380 | rear LH-RH | 02- | 1255/1115 | 11.0249.2 |

BRAKE CABLES

Cavi freno a mano - Handbremsseile - Cables de frein - Mando freno



| application | OE reference | pos | year | length | code |
|-------------|--------------|-----|------|--------|------|
|-------------|--------------|-----|------|--------|------|

1007

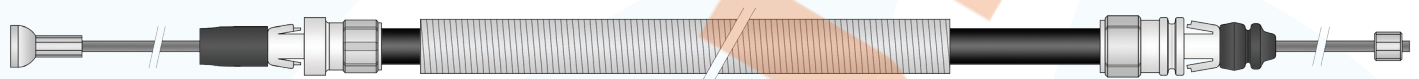
| | | | | | |
|-------------------------|--|------------|-----|----------|----------------|
| 1007 _ all (drum brake) | 4745W3-474615-9680318880-9648084880 | rear LH-RH | 05- | 1610/800 | 07.0276 |
| 1007 _ all (disc brake) | 4745W4-474616-4750W4-9639346180-9680318780 | rear LH-RH | 05- | 1700/935 | 07.0277 |

2008

| | | | | | |
|------------|------------------------------|------------|-----|-----------|------------------|
| 2008 _ all | 474651-9684567680-9802570580 | rear LH-RH | 13- | 1910/1105 | 35.0229.1 |
|------------|------------------------------|------------|-----|-----------|------------------|

3008

| | | | | | |
|---|-----------------------------|------------|-----|-----------------------|------------------|
| 3008 _ all (electric park cable) OPR 12183 <- | 474680 | front | 09- | 1640/1465 +830/665 | 35.0243.1 |
| 3008 _ all (electric park cable) OPR 12184 > | 474655-474669 | front | 10- | 1640/1465 | 35.0244.1 |
| 3008 _ all (electric park cable) OPR 12184 > | 474656-474657-474670-474677 | rear LH-RH | 10- | 830/665 | 35.0234.1 |
| 3008 _ 2.0 HDi Hybrid4 (electric park cable) | 474675-9801531080 | rear LH-RH | 11- | 905/750 | 35.0242.1 |



4007

| | | | | | |
|---------------------|---------------------|---------|-----|-----------|------------------|
| 4007 _ all exc. 2.0 | 474632-4820A103 | rear LH | 07- | 1625/1425 | 07.0205.1 |
| 4007 _ all exc. 2.0 | 474633-4820A104 | rear RH | 07- | 1645/1435 | 07.0206.1 |
| 4007 _ 2.0 | 1606293880-4820A025 | rear LH | 10- | 1645/1430 | 24.0258 |
| 4007 _ 2.0 exc. 4WD | 1606293980-4820A026 | rear RH | 10- | 1625/1415 | 24.0257 |
| 4007 _ 2.0 4WD | 1606294080-4820A038 | rear RH | 10- | 1635/1420 | 24.0259 |

4008

| | | | | | |
|---------------------------------|------------------------------|---------|---------|-----------|------------------|
| 4008 _ all ch 13114 <- | 1606293880-4820A025 | rear LH | 5-10/12 | 1645/1430 | 24.0258 |
| 4008 _ all exc. 4WD ch 13114 <- | 1606293980-4820A026 | rear RH | 5-10/12 | 1625/1415 | 24.0257 |
| 4008 _ all 4WD ch 13114 <- | 1606294080-4820A038 | rear RH | 5-10/12 | 1635/1420 | 24.0259 |
| 4008 _ all ch 13115 > | 1609905180-4820A371-4820A415 | rear LH | 10/12- | 1810/1635 | 07.0212.1 |
| 4008 _ all exc. 4WD ch 13115 > | 1609905380-4820A372-4820A416 | rear RH | 10/12- | 1780/1605 | 07.0211.1 |
| 4008 _ all 4WD ch 13115 > | 1609905480-4820A374 | rear RH | 10/12- | 1785/1610 | 07.0213.1 |

5008

| | | | | | |
|----------------------------------|-------------------------------------|---------|-----|-----------|------------------|
| 5008 _ all (electric park cable) | 474666 | front | 11- | 1825/1685 | 35.0245.1 |
| 5008 _ all (electric park cable) | 474664-474679-9672955480-9675503880 | rear LH | 11- | 935/765 | 35.0232.1 |
| 5008 _ all (electric park cable) | 474665-474678-9675501780-9672955380 | rear RH | 11- | 970/785 | 35.0233.1 |

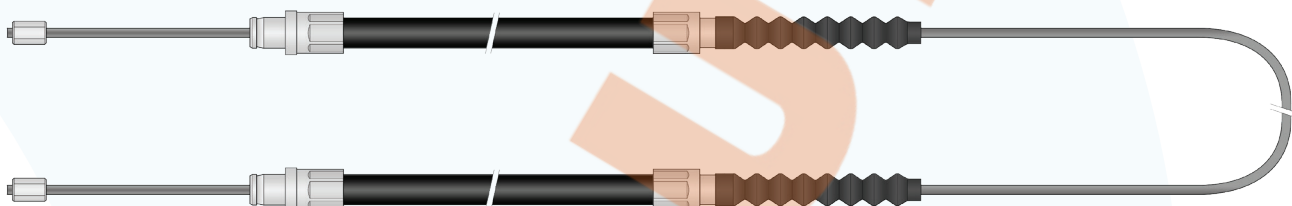
| application | OE reference | pos | year | length | code |
|-------------|--------------|-----|------|--------|------|
|-------------|--------------|-----|------|--------|------|

PEUGEOT commercial vehicles
BIPPER

| | | | | | |
|-----------------|-----------------------------------|---------|-----|-----------|------------------|
| BIPPER _ all BZ | 474642-51784535 | rear LH | 08- | 1660/1415 | 11.0226.2 |
| BIPPER _ all BZ | 474643-51784633-52088171 | rear RH | 08- | 1715/1440 | 11.0227.2 |
| BIPPER _ all DS | 474644-51784536-52051191-52088174 | rear LH | 08- | 1695/1400 | 11.0228.2 |
| BIPPER _ all DS | 474645-51784534-52051190-52088172 | rear RH | 08- | 1730/1435 | 11.0229.2 |

BOXER

| | | | | | |
|------------------------------------|---------------------------|-------|-------|------------------|------------------|
| BOXER (I) _ all ch 16194399 <- | 4745G2-1308638080 | front | 94-01 | 1060/760 | 11.0207.1 |
| BOXER (I)(II) _ all ch 16194400 -> | 4745V6-1336889080 | front | 01- | 1080/760 | 11.0274.1 |
| BOXER (II) _ 2.0 BIFUEL | 4745W6-1338683080 | front | 02-06 | 1465/645 | 11.0280.1 |
| BOXER (I) _ all ch 16158427 <- | 4745G3-1307963080-5896430 | rear | 94-01 | 3025/805 +805 | 11.0208.1 |



| | | | | | |
|---|---|------------|-------|------------------|------------------|
| BOXER (I) _ all ch 16158427 <- +Camper/+HD Susp. | 4745G7-4745X1-1314983080 | rear | 94-01 | 3045/810 +810 | 11.0249.1 |
| BOXER (I) _ all ch 16158428 <-> ch 16194399 | 4745V2-1330058080 | rear | 94-01 | 2825/865 +865 | 11.0284.1 |
| BOXER (I) _ all ch 16158428 -> +Camper/+HD Susp. | 4745V3-1330066080 | rear | 94-01 | 2825/875 +875 | 11.0283.1 |
| BOXER (I)(II) _ all ch 16194400 -> (drum brake) | 4745V5-1329844080-1337440080 | rear | 01-06 | 2825/875 +875 | 11.0279.1 |
| BOXER (I)(II) _ all ch 16194400 -> (disc brake) | 4745V4-4745W5-1329845080-1339394080 1339676080 | rear | 01-06 | 2715/890 +890 | 11.0276.1 |
| BOXER (II) _ 2.0 BIFUEL | 4745W7-1338691080 | rear LH-RH | 02-06 | 955/780 | 11.0281.1 |
| BOXER (III) 30 _ all 3000 wheelbase | 4745Z9-474647-1341023080-1359245080-1370472080 | front | 06- | 1910/1595 | 11.0224.2 |
| BOXER (III) 33-35 _ all 3450 wheelbase | 474627-474648-1350313080-1359246080 | front | 06- | 2295/1980 | 11.0220.2 |
| BOXER (III) 40 _ all 4035 wheelbase | 474628-474649-1350315080-1359248080 | front | 06- | 2915/2595 | 11.0225.2 |
| BOXER (III) _ all 3800 wheelbase | 474629-474650-1350314080-1359247080 | front | 06- | 2650/2335 | 11.0223.2 |
| BOXER (III) 30-33-35 _ all | 474617-1612040080-1341031080-1378321080 | rear LH-RH | 06- | 1385/1075 | 11.0219.2 |



| | | | | | |
|----------------------|-------------------|------------|-----|-----------|------------------|
| BOXER (III) 40 _ all | 474618-1348980080 | rear LH-RH | 06- | 1480/1170 | 11.0218.2 |
|----------------------|-------------------|------------|-----|-----------|------------------|

BRAKE CABLES

Cavi freno a mano - Handbremsseile - Cables de frein - Mando freno



| application | OE reference | pos | year | length | code |
|---|--|------------|------|-----------|------------------|
| EXPERT | | | | | |
| EXPERT _ all short wheelbase | 4745E9-4745T5-1400813180-1472957080-1487276080 | front | 95- | 500/255 | 11.0222.1 |
| EXPERT _ all long wheelbase | 4745P0-1400813280-1484375080-1484385080 | front | 95- | 900/660 | 11.0262.1 |
| EXPERT _ all (drum brake) | 4745F2-1473322080-1475986080 | rear LH | 95- | 1065/770 | 11.0210.1 |
| EXPERT _ all (drum brake) | 4745F3-1473321080 | rear RH | 95- | 2285/2065 | 11.0209.1 |
| EXPERT _ all (disc brake) | 4745F4-1472959080 | rear LH | 95- | 1255/1065 | 11.0224.1 |
| EXPERT _ all (disc brake) | 4745F5-1472958080 | rear RH | 95- | 2205/2080 | 11.0223.1 |
| EXPERT _ all | 474622-1400813580 | front | 05- | 500/310 | 11.0217.2 |
| EXPERT _ all | 474607-474623-474652-1400950680 1401215380-1401441780 | front | 07- | 1765/1610 | 11.0279.2 |
| EXPERT _ all (drum brake) | 474610-474672-1400203780-1440125280 | rear LH-RH | 07- | 1495/1275 | 11.0214.2 |
| EXPERT _ all (disc brake) short wheelbase | 474611-9809533480-1400203680 | rear LH-RH | 07- | 1610/1465 | 11.0215.2 |
| EXPERT _ all (disc brake) long wheelbase | 474612-9809533580-1400204880 | rear LH-RH | 07- | 1735/1600 | 11.0216.2 |

J5

| | | | | | |
|------------------------------|--------------------------|------------|-------|-------------------|------------------|
| J5 _ all 2850 wheelbase | 474552-ZF4359202-4359202 | front | 81-94 | 1610/1410 | 11.0245 |
| J5 _ all 3700 wheelbase | 474554-5925334 | front | 81-94 | 2335/2145 | 11.0244 |
| J5 _ all 2850/3700 wheelbase | 483476-ZF4450938-4450938 | rear LH-RH | 81-94 | 2565/705 +705 | 11.0246 |
| J5 _ all 3200 wheelbase | 4745A3-7660110 | front | 81-94 | 2550/2360 | 11.0233.1 |
| J5 _ all 3200 wheelbase | 7641374 | rear LH-RH | 81-94 | 2250/1000 +930 | 11.0277 |

J7 - J9

| | | | | | |
|---------------|--------|---------|-------|-----------|----------------|
| J7 - J9 _ all | 483228 | rear LH | 74-87 | 930/775 | 35.0252 |
| J7 - J9 _ all | 483229 | rear RH | 74-87 | 1340/1185 | 35.0253 |

PARTNER

| | | | | | |
|---|------------------------------|------------|-------|-----------|------------------|
| PARTNER / RANCH (I) _ all (drum brake) | 4745J0-4745X8-96222503 | rear LH | 96-15 | 1745/1405 | 07.0250 |
| PARTNER / RANCH (I) _ all (drum brake) ch 08393 <- | 4745J3-96277119 | rear RH | 96-99 | 1820/1480 | 07.0251 |
| PARTNER / RANCH (I) _ all (drum brake) ch 08394 -> | 4745R0-4745X9-96391792 | rear RH | 99-15 | 1850/1510 | 07.0272 |
| PARTNER / RANCH (I) _ all (disc brake) | 4745X2-4745Y0 | rear LH | 00-15 | 1820/1550 | 07.0283 |
| PARTNER / RANCH (I) _ all (disc brake) | 4745X3-4745Y1 | rear RH | 00-15 | 1920/1640 | 07.0284 |
| PARTNER (II) _ all (disc brake) | 474646-1608275380-9815264680 | rear LH-RH | 08- | 2400/1300 | 07.0200.1 |



| application | OE reference | pos | year | length | code |
|-------------|--------------|-----|------|--------|------|
|-------------|--------------|-----|------|--------|------|

POLSKI - FSO
125P

| | | | | | |
|-----------|----------------------------|------|---|------------------|----------------|
| 125P _all | 4169895-4294024-GE16735810 | rear | - | 2445/660 +650 | 11.0227 |
|-----------|----------------------------|------|---|------------------|----------------|

126P

| | | | | | |
|--------------------|--------------------------|------|---|------------------|----------------|
| 126P-126P BIS _all | 4273200-4345508-92502088 | rear | - | 2340/715 +715 | 11.0203 |
|--------------------|--------------------------|------|---|------------------|----------------|

POLONEZ

| | | | | | |
|--------------------|---------|-------|---|-----|----------------|
| POLONEZ _ 1.3, 1.5 | 4162304 | front | - | 370 | 11.0225 |
|--------------------|---------|-------|---|-----|----------------|

| | | | | | |
|--------------------|----------------------------|------|---|------------------|----------------|
| POLONEZ _ 1.3, 1.5 | 4169895-4294024-GE16735810 | rear | - | 2445/660 +650 | 11.0227 |
|--------------------|----------------------------|------|---|------------------|----------------|

PORSCHE
911

| | | | | | |
|----------------|-------------|------------|-------|----------|----------------|
| 911 (993) _all | 99342455105 | rear LH-RH | 93-98 | 1350/550 | 39.0205 |
|----------------|-------------|------------|-------|----------|----------------|

| | | | | | |
|----------------|-------------------------|------------|-------|----------|----------------|
| 911 (997) _all | 99742414105-99742414106 | rear LH-RH | 04-12 | 1305/500 | 39.0206 |
|----------------|-------------------------|------------|-------|----------|----------------|

BOXSTER

| | | | | | |
|--------------------|-------------------------|------------|-------|----------|----------------|
| BOXSTER (986) _all | 98642414103-98642414104 | rear LH-RH | 96-04 | 1480/930 | 39.0202 |
|--------------------|-------------------------|------------|-------|----------|----------------|

| | | | | | |
|--------------------|-------------------------------------|------------|-------|----------|----------------|
| BOXSTER (987) _all | 98742414104-98742414105-98742414106 | rear LH-RH | 04-08 | 1385/960 | 39.0207 |
|--------------------|-------------------------------------|------------|-------|----------|----------------|

CAYMAN

| | | | | | |
|-------------------|-------------------------------------|------------|-------|----------|----------------|
| CAYMAN (987) _all | 98742414104-98742414105-98742414106 | rear LH-RH | 05-09 | 1385/960 | 39.0207 |
|-------------------|-------------------------------------|------------|-------|----------|----------------|

CAYENNE

| | | | | | |
|--------------------|------------------------------------|------------|-------|-----------|------------------|
| CAYENNE (9PA) _all | 95542414110-95542414111-7L0609721A | rear LH-RH | 02-10 | 1750/1640 | 55.0200.1 |
|--------------------|------------------------------------|------------|-------|-----------|------------------|

RENAULT
AVANTIME

| | | | | | |
|----------------------------|---|------|-------|-------------------------|------------------|
| AVANTIME _all (disc brake) | 6025371373-6025371396-(6025410678+6025410679) | rear | 01-03 | 1695/1545 +1640/1495 | 41.0286.1 |
|----------------------------|---|------|-------|-------------------------|------------------|

CAPTUR

| | | | | | |
|-------------------------------|------------|---------|-----|-----------|------------------|
| CAPTUR _ 0.9/1.2 TCe, 1.5 dCi | 365315806R | rear LH | 13- | 1520/1300 | 41.0215.2 |
|-------------------------------|------------|---------|-----|-----------|------------------|

| | | | | | |
|-------------------------------|------------|---------|-----|-----------|------------------|
| CAPTUR _ 0.9/1.2 TCe, 1.5 dCi | 365308900R | rear RH | 13- | 1640/1420 | 41.0214.2 |
|-------------------------------|------------|---------|-----|-----------|------------------|

BRAKE CABLES

Cavi freno a mano - Handbremsseile - Cables de frein - Mando freno



| application | OE reference | pos | year | length | code |
|---|--|------------|-------|-----------|------------------|
| CLIO | | | | | |
| CLIO (I) _ all (drum brake) | 7700802685 | rear LH-RH | 90-98 | 1430/1095 | 41.0259 |
| CLIO (I) _ all (disc brake) | 7700802686 | rear LH-RH | 91-98 | 1480/1190 | 41.0260 |
| CLIO (II) _ all (drum brake) NO ABS | 7700424928 | rear LH | 98-00 | 1260/1000 | 41.0217.1 |
| CLIO (II) _ all (drum brake) NO ABS | 7700424926 | rear RH | 98-00 | 1345/1080 | 41.0216.1 |
| CLIO (II) _ all (drum brake) ABS | 7700426006 | rear LH | 98-00 | 1280/1005 | 41.0219.1 |
| CLIO (II) _ all (drum brake) ABS | 7700426005 | rear RH | 98-00 | 1350/1080 | 41.0218.1 |
| CLIO (II) _ all (drum brake) NO ABS | 8200087982 | rear LH | 00- | 1320/1000 | 41.0230.1 |
| CLIO (II) _ all (drum brake) NO ABS | 8200087981 | rear RH | 00- | 1400/1080 | 41.0231.1 |
| CLIO (II) _ all (drum brake) ABS | 365319943R-7700410792-7700433238-8200080839 8200087979-8200575271-8200700184-8200700461 | rear LH | 00- | 1335/1000 | 41.0232.1 |
| | | | | | |
| CLIO (II) _ all (drum brake) ABS | 365300541R-7700433237-8200087977-8200700132 8200700441 | rear RH | 00- | 1415/1085 | 41.0243.1 |
| CLIO (II) _ all exc. 2.0 16v SPORT (disc brake) | 8200228347 | rear LH | 98- | 1375/1100 | 41.0277.1 |
| CLIO (II) _ all exc. 2.0 16v SPORT (disc brake) | 8200228260 | rear RH | 98- | 1450/1170 | 41.0276.1 |
| CLIO (II) _ 2.0 16v SPORT (disc brake) mod. CB0M/CB1C | 6000073540 | rear LH | 00- | 1310/1105 | 41.0256.1 |
| CLIO (II) _ 2.0 16v SPORT (disc brake) mod. CB0M/CB1C | 6000073539 | rear RH | 00- | 1380/1175 | 41.0255.1 |
| CLIO (II) _ 2.0 16v SPORT (disc brake) mod. CB1N/CB1T e CB20 | 6000073733 | rear LH | 00- | 1370/1100 | 41.0234.2 |
| CLIO (II) _ 2.0 16v SPORT (disc brake) mod. CB1N/CB1T e CB20 | 6000073734 | rear RH | 00- | 1440/1170 | 41.0233.2 |
| CLIO (III) _ all (drum brake) wheels rim 15 inch | 8200298384-8200673252 | rear LH | 05- | 1450/1290 | 41.0266.1 |
| CLIO (III) _ all (drum brake) wheels rim 15 inch | 8200298383-8200673254 | rear RH | 05- | 1585/1430 | 41.0265.1 |
| CLIO (III) _ all (drum brake) wheels rim 16 inch | 8200577939-8200627462 | rear LH | 05- | 1440/1285 | 41.0210.2 |
| CLIO (III) _ all (drum brake) wheels rim 16 inch | 8200577938 | rear RH | 05- | 1570/1415 | 41.0209.2 |
| CLIO (III) _ all exc. 2.0 16v SPORT (disc brake) | 8200270182-8200673258 | rear LH | 05- | 1320/1210 | 41.0267.1 |
| CLIO (III) _ all exc. 2.0 16v SPORT (disc brake) | 8200270181-8200673259 | rear RH | 05- | 1445/1335 | 41.0268.1 |
| CLIO (III) _ 2.0 16v SPORT (disc brake) | 8200440514-8200662793 | rear LH | 06- | 1455/1355 | 41.0291.1 |
| CLIO (III) _ 2.0 16v SPORT (disc brake) | 8200440525-8200662794 | rear RH | 06- | 1595/1490 | 41.0290.1 |
| CLIO (IV) _ all (drum brake) wheels rim 15-16 inch | 365311282R | rear LH | 12- | 1485/1315 | 41.0219.2 |
| CLIO (IV) _ all (drum brake) wheels rim 15-16 inch | 365302756R | rear RH | 12- | 1610/1430 | 41.0218.2 |
| CLIO (IV) _ all (drum brake) wheels rim 17 inch | 365317404R | rear LH | 12- | 1505/1290 | 41.0216.2 |
| CLIO (IV) _ all (drum brake) wheels rim 17 inch | 365304960R | rear RH | 12- | 1625/1410 | 41.0217.2 |
| CLIO (IV) _ 1.6 RS (disc brake) | 365307515R | rear LH | 13- | 1495/1385 | 41.0220.2 |
| CLIO (IV) _ 1.6 RS (disc brake) | 365318024R | rear RH | 13- | 1650/1540 | 41.0221.2 |

| application | OE reference | pos | year | length | code |
|--|---|------------|-------|-------------------------|------------------|
| ESPACE | | | | | |
| ESPACE (I) _ all (drum brake) NO ABS ch T005829 <- | 6025000831 | rear LH | 84-86 | 1885/820 | 41.0243 |
| ESPACE (I) _ all (drum brake) NO ABS ch T005829 <- | 6025000832 | rear RH | 84-86 | 1185/850 | 41.0244 |
| ESPACE (I)(II) _ all (drum brake) NO ABS ch T005830 -> | 6025002627 | rear LH | 86-96 | 1070/835 | 41.0264 |
| ESPACE (I)(II) _ all (drum brake) NO ABS ch T005830 -> | 6025002628 | rear RH | 86-96 | 1980/820 | 41.0265 |
| ESPACE (I)(II) _ all (drum brake) NO ABS 2 pc. KIT | 6025171471-(6025002627+6025002628) | rear LH-RH | 86-96 | 1070/835 +1980/820 | 41.0238.2 |
| ESPACE (I) _ all (disc brake) ABS | 6025007115 | rear LH | 84-92 | 1305/1020 | 41.0280 |
| ESPACE (I) _ all (disc brake) ABS | 6025007116 | rear RH | 84-92 | 1920/1020 | 41.0281 |
| ESPACE (II) _ all (disc brake) ABS exc. 4WD/QUADRA | 6025105919 | rear LH | 91-96 | 1285/995 | 41.0294 |
| ESPACE (II) _ all (disc brake) ABS exc. 4WD/QUADRA | 6025105918 | rear RH | 91-96 | 1890/1015 | 41.0295 |
| ESPACE (II) _ all 4WD/QUADRA (disc brake) | 6025006423 | rear LH | 91-96 | 1085/760 | 41.0282 |
| ESPACE (II) _ all 4WD/QUADRA (disc brake) | 6025006424 | rear RH | 91-96 | 1680/760 | 41.0283 |
| ESPACE (III) _ all (drum brake) short wheelbase | 6025370468-(6025313181+6025313182) | rear | 96-02 | 1580/1375 +1520/1310 | 41.0247.1 |
| ESPACE (III) _ all (drum brake) long wheelbase | 6025370827 | rear | 96-02 | 1740/1535 +1675/1465 | 41.0257.1 |
| ESPACE (III) _ all (disc brake) mod. JE0K/L/S short wheelbase | 6025371373-6025371396-(6025410678+6025410679) | rear | 96-02 | 1695/1545 +1640/1495 | 41.0286.1 |
| ESPACE (III) _ all (disc brake) mod. JE0D/G/N/R short wheelbase | 6025370467-(6025304630+6025304631) (6025313183+6025313184) | rear | 96-02 | 1635/1495 +1570/1430 | 41.0248.1 |
| ESPACE (III) _ all (disc brake) mod. JE0K/L/S long wheelbase | 6025371283-6025371397-(6025410681+6025410680) | rear | 96-02 | 1860/1710 +1800/1650 | 41.0287.1 |
| ESPACE (III) _ all (disc brake) mod. JE0D/G/N/R long wheelbase | 6025370922 | rear | 98-02 | 1795/1655 +1725/1585 | 41.0258.1 |
| FUEGO | | | | | |
| FUEGO _ TL - GTL | 7700657227-7700657230-7704002268 | rear LH | 80-85 | 1145/555 | 41.0233 |
| FUEGO _ TL - GTL | 7700657231-7700657234-7704002272 | rear RH | 80-85 | 925/550 | 41.0234 |
| FUEGO _ TS - GTS - TD - TX - GTX | 7700657233-7701349109-7704002269-7704002271 | rear LH | 80-86 | 1150/550 | 41.0235 |
| FUEGO _ TS - GTS - TD - TX - GTX | 7700657228-7701349110-7704002273-7704002275 | rear RH | 80-86 | 990/545 | 41.0236 |
| FUEGO _ TURBO | 7704002266 | rear LH | 83-85 | 1235/680 | 41.0262 |
| FUEGO _ TURBO | 7704002267 | rear RH | 83-85 | 1000/680 | 41.0261 |
| KOLEOS | | | | | |
| KOLEOS (I) _ all (manual park cable) | 36402JD00A | front | 08- | 250 | 41.0294.1 |
| KOLEOS (I) _ all (manual park cable) | 36531JY00A | rear LH | 08- | 1760/1605 | 41.0295.1 |
| KOLEOS (I) _ all (manual park cable) | 36530JY00A | rear RH | 08- | 1760/1610 | 41.0296.1 |

BRAKE CABLES

Cavi freno a mano - Handbremsseile - Cables de frein - Mando freno



| application | OE reference | pos | year | length | code |
|--|----------------------------------|------------|-------|-----------|------------------|
| LAGUNA | | | | | |
| LAGUNA (I) _ all (drum brake) exc. GRANDTOUR | 7700823689 | rear LH-RH | 93-01 | 1185/945 | 41.0297 |
| LAGUNA (I) GRANDTOUR _ all (drum brake) | 7700841026 | rear LH-RH | 95-01 | 1190/925 | 41.0220.1 |
| LAGUNA (I) _ all (disc brake) | 7700823690 | rear LH-RH | 93-97 | 1245/1050 | 41.0210.1 |
| LAGUNA (I) _ all (disc brake) | 7700422532 | rear LH-RH | 97-01 | 1185/990 | 41.0221.1 |
| LAGUNA (II) _ all | 8200002236-8200253905-8200694119 | rear LH-RH | 01-07 | 2220/1235 | 41.0236.1 |
| | | | | | |
| LAGUNA (III) _ all | 365300001N | rear LH-RH | 07-15 | 2225/1280 | 41.0241.2 |
| MEGANE | | | | | |
| MEGANE (I) _ all (drum brake) NO ESP exc. GRANDTOUR/BREAK/COACH/CABRIOLET | 7700420314-7700424472-7700846156 | rear LH-RH | 95-03 | 1470/1110 | 41.0204.1 |
| MEGANE (I) _ all (drum brake) NO ESP exc. GRANDTOUR/BREAK/COACH/CABRIOLET with reinforced chassis/height correction system | 7700424470-7700424471-7700834651 | rear LH-RH | 95-03 | 1440/1080 | 41.0202.1 |
| MEGANE (I) _ all (disc brake) ESP exc. GRANDTOUR/BREAK/COACH/CABRIOLET | 7700425324-7700834653 | rear LH-RH | 96-03 | 1510/1220 | 41.0203.1 |
| MEGANE (I) _ all (drum brake) NO ESP GRANDTOUR/BREAK | 7700421024 | rear LH-RH | 99-03 | 1455/1060 | 41.0234.1 |
| MEGANE (I) _ all (disc brake) ESP GRANDTOUR/BREAK | 8200035047 | rear LH | 99-03 | 1520/1205 | 41.0228.1 |
| MEGANE (I) _ all (disc brake) ESP GRANDTOUR/BREAK | 8200029461 | rear RH | 99-03 | 1480/1165 | 41.0229.1 |
| MEGANE (I) _ 1.4 16v, 1.6 e (drum brake) COACH | 7700424923-7700834652 | rear LH-RH | 96-03 | 1330/1080 | 41.0205.1 |
| MEGANE (I) _ all (drum brake) NO ESP COACH/CABRIOLET | 7700420315-7700424469-7700846155 | rear LH-RH | 96-03 | 1365/1115 | 41.0207.1 |
| MEGANE (I) _ all (disc brake) ESP COACH/CABRIOLET | 7700424922-7700834654 | rear LH-RH | 96-03 | 1405/1215 | 41.0206.1 |
| MEGANE SCENIC _ all (drum brake) | 7700424468-7700834655 | rear LH-RH | 96-99 | 1475/1080 | 41.0215.1 |
| MEGANE SCENIC _ 1.6 16v (disc brake) | 7700432266-7700438266 | rear LH-RH | 98-99 | 1510/1205 | 41.0245.1 |
| MEGANE (II) BERLINA _ all | 8200247041 | rear LH-RH | 02-08 | 2020/1080 | 41.0252.1 |
| | | | | | |
| MEGANE (II) SPORT TOURER/SW _ all | 8200243673-8200247043 | rear LH-RH | 02-10 | 2080/1080 | 41.0253.1 |
| | | | | | |
| MEGANE (II) COUPÉ/CABRIOLET _ all | 8200247042 | rear LH-RH | 03-09 | 1930/1080 | 41.0254.1 |
| MEGANE (III) _ all (manual park cable) exc. GRANDTOUR/VAN | 364000001R | rear LH-RH | 08- | 1885/1060 | 41.0288.1 |
| MEGANE (III) _ all (manual park cable) GRANDTOUR/VAN | 364000005R | rear LH-RH | 08- | 1940/1060 | 41.0292.1 |



| application | OE reference | pos | year | length | code |
|---|---|------------|-------|-----------|------------------|
| MODUS | | | | | |
| MODUS _ all (drum brake) GRAND MODUS _ all (drum brake) short wheelbase | 8200269350-8200673245 | rear LH | 04- | 1385/1230 | 41.0262.1 |
| MODUS _ all (drum brake) GRAND MODUS _ all (drum brake) short wheelbase | 8200269348-8200673247 | rear RH | 04- | 1495/1340 | 41.0261.1 |
| GRAND MODUS _ all (drum brake) long wheelbase | 8200577939-8200627462 | rear LH | 04- | 1440/1285 | 41.0210.2 |
| GRAND MODUS _ all (drum brake) long wheelbase | 8200577938 | rear RH | 04- | 1570/1415 | 41.0209.2 |
| MODUS _ all (disc brake) GRAND MODUS _ all (disc brake) short wheelbase | 8200214752-8200673248 | rear LH | 04- | 1275/1165 | 41.0263.1 |
| MODUS (all) (disc brake) GRAND MODUS _ all (disc brake) short wheelbase | 8200214750-8200673249 | rear RH | 04- | 1375/1260 | 41.0264.1 |
| GRAND MODUS _ all (disc brake) long wheelbase | 8200270182-8200673258 | rear LH | 04- | 1320/1210 | 41.0267.1 |
| GRAND MODUS _ all (disc brake) long wheelbase | 8200270181-8200673259 | rear RH | 04- | 1445/1335 | 41.0268.1 |
| R4 | | | | | |
| R4 _ L - TL (1123) | 854693100 | rear LH | -66 | 1025/795 | 41.0200 |
| R4 _ L - TL (1123) | 854693200 | rear RH | -66 | 1445/1250 | 41.0201 |
| R4 _ L - TL (1123) | 7701348035 | rear LH | 66-88 | 1030/795 | 41.0202 |
| R4 _ L - TL (1123) | 7701348034 | rear RH | 66-75 | 1470/1245 | 41.0203 |
| R4 _ L - TL (1123) | 7700571740 | rear RH | 75-88 | 1550/1310 | 41.0204 |
| R4 _ CARGO (2105/6-2391/2) | 7700510747 | rear LH | 66-89 | 1045/795 | 41.0205 |
| R4 _ CARGO (2105/6-2391/2) | 7700510748-7700571741 | rear RH | 66-89 | 1510/1265 | 41.0207 |
| R4 _ GTL - F6 CARGO (2370) | 7700510747 | rear LH | 76-82 | 1045/795 | 41.0205 |
| R4 _ GTL - F6 CARGO (2370) | 7700560787-7700571739 | rear RH | 76-82 | 1430/1185 | 41.0206 |
| R4 _ GTL - F6 CARGO (1128-2370-2430) | 7702107376 | front | 83-84 | 2470/775 | 41.0271 |
| R4 _ GTL - F6 CARGO (1128-2370-2430) | 7700529227-7700541643-7701348267 | rear LH | 83-84 | 1040/905 | 41.0219 |
| R4 _ GTL - F6 CARGO (1128-2370-2430) | 7700529226-7700541642-7701348269 | rear RH | 83-84 | 1215/1050 | 41.0220 |
| R4 _ GTL (1128) | 7700539866-7700539995-7701348486-7704001812 | rear LH-RH | 84-93 | 1500/1305 | 41.0214 |
| R4 _ F6 CARGO (2370-2430) | 7700539865-7700539994-7701348487-7704001811 | rear LH-RH | 84-89 | 1640/1455 | 41.0213 |
| R5 | | | | | |
| R5 _ L - TL - TS - GTL - ALPINE (1220/1/2/3/4/5/7/B-1391/2) | 7700539993 | front | 72-85 | 485/210 | 41.0208 |
| R5 _ L (1220/1-1391/2) | 7700539991 | rear LH | 72-79 | 2120/625 | 41.0209 |
| R5 _ L (1220/1-1391/2) | 7700539992 | rear RH | 72-79 | 880/630 | 41.0210 |
| R5 _ L (1220/1-1391/2) | 7700554894 | rear LH | 79-82 | 2160/610 | 41.0215 |
| R5 _ L (1220/1-1391/2) | 7700554896 | rear RH | 79-82 | 910/615 | 41.0216 |
| R5 _ L - TL - TS - GTL (1220/1/2/4/5/7-1391/2) | 7700539865-7700539994-7701348487-7704001811 | rear LH | 72-85 | 1640/1455 | 41.0213 |
| R5 _ L - TL - TS - GTL (1220/1/2/4/5/7-1391/2) | 7700539866-7700539995-7701348486-7704001812 | rear RH | 72-85 | 1500/1305 | 41.0214 |
| R5 _ ALPINE (1223/B) | 6000056930-7701022736 | rear LH-RH | 77-84 | 1590/1465 | 41.0251 |

BRAKE CABLES

Cavi freno a mano - Handbremsseile - Cables de frein - Mando freno



| application | OE reference | pos | year | length | code |
|---|---|------------|-------|------------------|----------------|
| R6 | | | | | |
| R6 _ L (1180) | 7700510747 | rear LH | 70-80 | 1045/795 | 41.0205 |
| R6 _ L (1180) | 7700510748-7700571741 | rear RH | 70-73 | 1510/1265 | 41.0207 |
| R6 _ L (1180) | 7700560787-7700571739 | rear RH | 73-80 | 1430/1185 | 41.0206 |
| R6 _ TL (1181) | 7700525710-7701348270-7701525270 | front | 70-87 | 2375/785 | 41.0218 |
| R6 _ TL (1181) | 7700529227-7700541643-7701348267 | rear LH | 70-87 | 1040/905 | 41.0219 |
| R6 _ TL (1181) | 7700529226-7700541642-7701348269 | rear RH | 70-87 | 1215/1050 | 41.0220 |
| R9 - R11 | | | | | |
| R9 - R11 _ all exc. TURBO | 7700759586-7700760876-7700766098-7704001610 | rear LH-RH | 81-89 | 1460/1235 | 41.0221 |
| R9 - R11 _ all TURBO | 7700773849 | rear LH-RH | 81-89 | 1415/1235 | 41.0247 |
| R12 | | | | | |
| R12 _ L - TL - TS (1170/7-1330/7) | 7700536338-7700548729-7700548730 | rear | 69-80 | 2130/525 +525 | 41.0224 |
| R12 _ TS (1177-1337) | 7701348283 | rear | 78-80 | 2140/540 +540 | 41.0225 |
| R14 | | | | | |
| R14 _ L - TL - TS - GTL (1210/1/2/3) | 7700640322-7700640323-7701348856-7702104343 | rear LH | 76-83 | 1320/1055 | 41.0226 |
| R14 _ L - TL - TS - GTL (1210/1/2/3) | 7700614407-7700623400-7701348855-7702104344 | rear RH | 76-83 | 1275/1000 | 41.0227 |
| R15 | | | | | |
| R15 _ TL - GTL (1300) | 7700536338-7700548729-7700548730 | rear | 72-80 | 2130/525 +525 | 41.0224 |
| R15 _ TS (1302) | 7701348283 | rear | 78-80 | 2140/540 +540 | 41.0225 |
| R16 | | | | | |
| R16 _ L - TL - TS - TX (1150/1/2/3/6/7) | 7700640322-7700640323-7701348856-7702104343 | rear LH | 68-80 | 1320/1055 | 41.0226 |
| R16 _ L - TL - TS - TX (1150/1/2/3/6/7) | 7700614407-7700623400-7701348855-7702104344 | rear RH | 68-80 | 1275/1000 | 41.0227 |
| R17 | | | | | |
| R17 _ all | 7700536338-7700548729-7700548730 | rear | 72-80 | 2130/525 +525 | 41.0224 |
| R18 | | | | | |
| R18 _ TL - GTL - TD - GTD (1340/4) | 7700657227-7700657230-7704002268 | rear LH | 78-85 | 1145/555 | 41.0233 |
| R18 _ TL - GTL - TD - GTD (1340/4) | 7700657231-7700657234-7704002272 | rear RH | 78-85 | 925/550 | 41.0234 |
| R18 _ TS - GTS - TX - GTX (1341/2/3/5) | 7700657233-7701349109-7704002269-7704002271 | rear LH | 78-86 | 1150/550 | 41.0235 |
| R18 _ TS - GTS - TX - GTX (1341/2/3/5) | 7700657228-7701349110-7704002273-7704002275 | rear RH | 78-86 | 990/545 | 41.0236 |
| R18 _ TURBO (1355) | 7704002266 | rear LH | 81-85 | 1235/680 | 41.0262 |
| R18 _ TURBO (1355) | 7704002267 | rear RH | 81-85 | 1000/680 | 41.0261 |
| R19 | | | | | |
| R19 (I) _ all (drum brake) NO ABS | 7700781393 | rear LH-RH | 88-89 | 1590/1275 | 41.0252 |
| R19 (I)(II) _ all (drum brake) NO ABS | 7700816858 | rear LH-RH | 89-96 | 1565/1265 | 41.0293 |
| R19 (I)(II) _ all (disc brake) ABS | 7700781394-7700817136 | rear LH-RH | 89-96 | 1565/1305 | 41.0275 |

| application | OE reference | pos | year | length | code |
|--|---|------------|-------|---------------------|------------------|
| R20 | | | | | |
| R20_all | 7700571639-7700640491-7701348316 | rear LH-RH | 75-83 | 1000/785 | 41.0237 |
| R21 | | | | | |
| R21_TL - TS - GTS - TD - GTD | 7700759586-7700760876-7700766098-7704001610 | rear LH-RH | 86-94 | 1460/1235 | 41.0221 |
| R21_RX - TXE - TURBO (drum brake) NO ABS exc. 4WD | 7700769840 | rear LH-RH | 86-97 | 1495/1230 | 41.0276 |
| R21_RX - TXE - TURBO (disc brake) ABS exc. 4WD | 7700777520 | rear LH-RH | 86-97 | 1575/1380 | 41.0277 |
| R21_NEVADA (drum brake) NO ABS exc. 4WD | 7700769842 | rear LH-RH | 86-97 | 1645/1385 | 41.0249 |
| R21_NEVADA (disc brake) ABS exc. 4WD | 7700685546-7700785543 | rear LH-RH | 86-97 | 1725/1535 | 41.0278 |
| R21_all 4WD | 7700785175 | rear LH-RH | 90-97 | 1495/1195 | 41.0279 |
| R25 | | | | | |
| R25_all (drum brake) NO ABS | 7700571639-7700640491-7701348316 | rear LH-RH | 84-93 | 1000/785 | 41.0237 |
| R25_all (disc brake) ABS | 7700571640-7700578621-7701378781 | rear LH-RH | 84-93 | 1085/935 | 41.0238 |
| R30 | | | | | |
| R30_TS - TX - TURBO | 7700571640-7700578621-7701378781 | rear LH-RH | 76-86 | 1085/935 | 41.0238 |
| SAFRANE | | | | | |
| SAFRANE (I)_all NO ABS | 7700812520 | rear LH | 92-97 | 700/540 | 41.0298 |
| SAFRANE (I)_all NO ABS | 7700812521 | rear RH | 92-97 | 950/790 | 41.0299 |
| SAFRANE (I)(II)_all ABS | 7700812524 | rear LH | 92-00 | 850/760 | 41.0200.1 |
| SAFRANE (I)(II)_all ABS | 7700812525 | rear RH | 92-00 | 1090/925 | 41.0201.1 |
| SCENIC | | | | | |
| SCENIC (I)_all (drum brake) | 7700424468-7700834655 | rear LH-RH | 99-03 | 1475/1080 | 41.0215.1 |
| SCENIC (I)_all exc. RX4/4WD (disc brake) | 7700432266-7700438266 | rear LH | 99-03 | 1510/1205 | 41.0245.1 |
|  | | | | | |
| SCENIC (I)_all exc. RX4/4WD (disc brake) | 7700432012 | rear RH | 99-03 | 1480/1175 | 41.0244.1 |
| SCENIC (I)_all RX4/4WD (disc brake) | 7700432013 | rear LH-RH | 00-03 | 1470/1160 | 41.0246.1 |
| SCENIC (II)_all (manual park cable) | 8200243673-8200247043 | rear LH-RH | 03- | 2080/1080 | 41.0253.1 |
| SCENIC (II)_all (electric park cable) | 7701475160-7701478158 | rear | 03- | 835/685 +755/645 | 41.0242.2 |
| GRAND SCENIC (II)_all (manual park cable) | 8200229445 | rear LH-RH | 04- | 2100/1080 | 41.0278.1 |
|  | | | | | |
| SCENIC (III)_all (manual park cable) | 364000004R | rear LH-RH | 08- | 1900/1060 | 41.0200.2 |
| GRAND SCENIC (III)_all (manual park cable) | 364000002R | rear LH-RH | 09- | 1960/1120 | 41.0299.1 |

BRAKE CABLES

Cavi freno a mano - Handbremsseile - Cables de frein - Mando freno



| application | OE reference | pos | year | length | code |
|-------------|--------------|-----|------|--------|------|
|-------------|--------------|-----|------|--------|------|

SUPERCINQUE

| | | | | | |
|-------------------------------------|-----------------------|------------|-------|-----------|----------------|
| R5 SUPERCINQUE _ all exc. 1.4 TURBO | 7700754882-7700754886 | rear LH-RH | 84-96 | 1330/1110 | 41.0245 |
| R5 SUPERCINQUE _ 1.4 TURBO | 6001006990 | rear LH-RH | 85-90 | 1405/1210 | 41.0246 |

TWINGO

| | | | | | |
|-------------------------|-----------------------|------------|-------|-----------|------------------|
| TWINGO (I) _ all | 7700824636 | rear LH-RH | 93-97 | 1435/1055 | 41.0292 |
| TWINGO (I) _ all NO ABS | 7700424929 | rear LH-RH | 98-07 | 1440/1055 | 41.0222.1 |
| TWINGO (I) _ all ABS | 7700427498 | rear LH-RH | 98-07 | 1460/1055 | 41.0223.1 |
| TWINGO (II) _ all | 8200428320-8200676001 | rear LH | 07- | 1275/960 | 41.0285.1 |
| TWINGO (II) _ all | 8200428323-8200676002 | rear RH | 07- | 1355/1045 | 41.0284.1 |
| TWINGO (III) _ all | 363724643R | front | 14- | 225 | 41.0237.2 |
| TWINGO (III) _ all | 364026255R-4534200185 | rear LH-RH | 14- | 1855/755 | 41.0236.2 |

WIND

| | | | | | |
|------------|-----------------------|---------|-----|-----------|------------------|
| WIND _ all | 8200428320-8200676001 | rear LH | 10- | 1275/960 | 41.0285.1 |
| WIND _ all | 8200428323-8200676002 | rear RH | 10- | 1355/1045 | 41.0284.1 |

RENAULT commercial vehicles

EXPRESS / EXTRA / RAPID

| | | | | | |
|----------------------------------|-----------------------|------------|-------|-----------|----------------|
| EXPRESS / EXTRA / RAPID _ all | 7700754882-7700754886 | rear LH-RH | 86-91 | 1330/1110 | 41.0245 |
| EXPRESS / EXTRA / RAPID _ all BZ | 6006000595 | rear LH-RH | 91-98 | 1460/1095 | 41.0284 |
| EXPRESS / EXTRA / RAPID _ all DS | 6006000596 | rear LH-RH | 91-98 | 1460/1077 | 41.0285 |

KANGOO

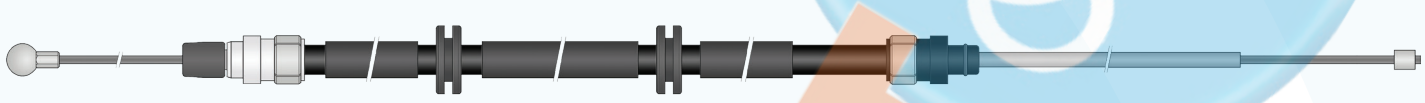
| | | | | | |
|---|---|---------|-----|-----------|------------------|
| KANGOO (I)(K/FC0/1) _ all exc. 4WD 6 q.li | 7700311698-8200694053-3653100Q0B-3653100QAE | rear LH | 97- | 1420/1075 | 41.0211.1 |
|---|---|---------|-----|-----------|------------------|



| | | | | | |
|---|---|------------|-------|-----------|------------------|
| KANGOO (I)(K/FC0/1) _ all exc. 4WD 6 q.li | 7700311699-8200694056-3653000Q0B-3653000QAE | rear RH | 97- | 1420/1075 | 41.0212.1 |
| KANGOO (I)(K/FC0/1) _ all exc. 4WD 8 q.li | 7700311700-8200694080-3653100Q0C-3653100QAF | rear LH | 97- | 1430/1055 | 41.0213.1 |
| KANGOO (I)(K/FC0/1) _ all exc. 4WD 8 q.li | 7700311701-8200694083-3653000Q0C-3653000QAF | rear RH | 97- | 1440/1065 | 41.0214.1 |
| KANGOO (I)(K/FC0/1) _ all 4WD | 8200040064-8200040065 | rear LH-RH | 97-01 | 1525/1235 | 41.0260.1 |
| KANGOO (I)(K/FC0/1) _ all 4WD | 8200042064-8200694016 | rear LH | 01- | 1525/1240 | 41.0279.1 |
| KANGOO (I)(K/FC0/1) _ all 4WD | 8200042065-8200694022 | rear RH | 01- | 1525/1235 | 41.0280.1 |

| application | OE reference | pos | year | length | code |
|-------------|--------------|-----|------|--------|------|
|-------------|--------------|-----|------|--------|------|

> KANGOO

| | | | | | |
|---|------------------------|------------|-----|-----------|------------------|
| KANGOO (II)(K/FW0/1) _ all (drum brake) short wheelbase | 8200528926-8200935172 | rear LH-RH | 08- | 1970/775 | 41.0283.1 |
| KANGOO (II)(K/FW0/1) _ all (drum brake) medium wheelbase | 8200935175-A4154200385 | rear LH-RH | 08- | 1970/775 | 41.0240.2 |
| KANGOO (II)(K/FW0/1) _ all (disc brake) short wheelbase | 8200577789 | rear LH-RH | 08- | 1760/920 | 41.0282.1 |
| KANGOO (II)(K/FW0/1) _ all (disc brake) medium wheelbase | 8200526870-A4154200185 | rear LH-RH | 08- | 2015/920 | 41.0293.1 |
|  | | | | | |
| KANGOO (II)(FW0/1) _ all (disc brake) long wheelbase | 8200854052 | rear LH-RH | 08- | 2390/1295 | 41.0239.2 |

MASTER

| | | | | | |
|--|--|------------|-------|-----------|------------------|
| MASTER (I) TR-AV _ all 3200 wheelbase | 5000387617-5000387618-5000395884 | front | 80-88 | 2610/1265 | 41.0253 |
| MASTER (I) TR-AV _ all 3800 wheelbase | 5000388438-5000388497-5000395885 | front | 80-88 | 3250/1260 | 41.0254 |
| MASTER (I) PR-AR _ all 3200 wheelbase | 5000388521 | front | 80-90 | 2500/1870 | 41.0256 |
| MASTER (I) PR-AR _ all 3800 wheelbase | 5000388522 | front | 80-90 | 3165/1875 | 41.0257 |
| MASTER (I) TR-AV _ all | 5000389550-5000387975 | rear LH-RH | 80-82 | 1745/920 | 41.0255 |
| MASTER (I) TR-AV _ all | 5000395882 | rear LH-RH | 82-98 | 1750/920 | 41.0269 |
| MASTER (I) PR-AR _ all | 5000388538 | rear LH-RH | 80-82 | 1770/950 | 41.0258 |
| MASTER (I) PR-AR _ all | 5000395883 | rear LH-RH | 82-98 | 1780/950 | 41.0296 |
| MASTER (II) _ all | 7700311216-8200021935-8200694124-4403487 4418463-4500250-9111487-9160550 3640200Q0A-3640200QAA | front | 98- | 1175/945 | 41.0224.1 |
| MASTER (II) _ all (drum brake) short wheelbase | 7700311217-4500251-9160551-3640000QAA | rear LH-RH | 98- | 1420/1045 | 41.0225.1 |
| MASTER (II) _ all (disc brake) long wheelbase | 8200021940-8200694128-4403490-4418464 9111490-93193021-3640000Q0C-3640000QAB | rear LH-RH | 98- | 1730/1440 | 41.0226.1 |
| MASTER (III) _ all short wheelbase | 364028595R-4419608-93197702-3640000Q0F | front | 10- | 1085/755 | 41.0226.2 |
| MASTER (III) _ all long wheelbase | 364024124R-4419609-93197703-3640200Q0D | front | 10- | 1030/755 | 41.0227.2 |
| MASTER (III) VAN/KOMBI/CAB _ all FWD short wheelbase | 364006889R-364007808R-4408336-4421932 95508423-95510528-99510528 | rear LH-RH | 10- | 1730/1210 | 41.0224.2 |
| MASTER (III) BUS _ all FWD short wheelbase | 364001202R-4408330-95510514 | rear LH-RH | 11- | 1795/1270 | 41.0228.2 |
| MASTER (III) _ all FWD long wheelbase | 8200727569-4419612-93197706-3653000Q0H | rear LH-RH | 10- | 1730/1210 | 41.0222.2 |
| MASTER (III) VAN/KOMBI/CAB _ all RWD single wheels | 364006372R-4421190-93168952 | rear LH-RH | 10- | 1555/1225 | 41.0225.2 |
| MASTER (III) VAN/KOMBI/CAB _ all RWD twin wheels | 8200727571-4421189-93168951 | rear LH-RH | 10- | 1490/1145 | 41.0223.2 |

BRAKE CABLES

Cavi freno a mano - Handbremsseile - Cables de frein - Mando freno



| application | OE reference | pos | year | length | code |
|---|---|---------------|-------|---------------|------------------|
| TRAFIC | | | | | |
| TRAFIC (I) _ all | 7700689738 | front | 80-89 | 730/430 | 41.0239 |
| TRAFIC (I) _ all | 7700689739 | rear LH | 80-85 | 1340/930 | 41.0240 |
| TRAFIC (I) _ all | 7700732030 | rear LH | 85-89 | 1290/895 | 41.0267 |
| TRAFIC (I) _ all | 7700689740 | rear RH | 80-85 | 1410/1000 | 41.0241 |
| TRAFIC (I) _ all | 7700732031 | rear RH | 85-89 | 1430/1025 | 41.0268 |
| TRAFIC (I) _ all exc. 2.5 D 4WD | 7700307717-7700748444-7700748744-44002419108241 | front | 89-01 | 810/525 | 41.0240.1 |
| TRAFIC (I) _ 2.5 D 4WD | 7700748445 | front | 89-01 | 755/460 | 41.0208.2 |
| TRAFIC (I) _ all NO ABS | 7700307720-4400242-9108242 | rear LH | 89-01 | 1325/925 | 41.0241.1 |
| TRAFIC (I) _ all NO ABS | 7700307721-4400245-9108245 | rear RH | 89-01 | 1425/1020 | 41.0242.1 |
| TRAFIC (I) _ all ABS | 7700307718-7700723014-4400243-9108243 | rear LH | 89-01 | 1295/925 | 41.0208.1 |
| TRAFIC (I) _ all ABS | 7700307719-7700723015-4400247-9108247 | rear RH | 89-01 | 1390/1020 | 41.0209.1 |
| TRAFIC (II) _ all ch AV606709/AY <- | 7700312835-4408726-91166639-3640200Q0B3640200Q0F-3640200QAB | front | 01-10 | 505/255 | 41.0235.1 |
| | | | | | |
| TRAFIC (II) _ all ch AV606710/AY -> | 365300089R-365301862R-4421102-93864841 | front | 10- | 500/260 | 41.0204.2 |
| TRAFIC (II) _ all ch AV606709/AY <- short wheelbase | 7700313058-4408735-91165521-3651800Q0D3651800QAA | interm | 01-10 | 1185 | 41.0238.1 |
| TRAFIC (II) _ all ch AV606710/AY -> short wheelbase | 365301673R-4420800-93864840 | interm | 10- | 1245 | 41.0206.2 |
| TRAFIC (II) _ all ch AV606709/AY <- long wheelbase | 8201018830-4408730-4419921-3651800Q0B3651800Q0E-3651800QAB | interm | 01-10 | 1585 | 41.0239.1 |
| | | | | | |
| TRAFIC (II) _ all ch AV606710/AY -> long wheelbase | 365301796R-4420801-93864842 | interm | 10- | 1645 | 41.0205.2 |
| TRAFIC (II) _ all 2 pc. KIT short wheelbase | 1605111-93168971 | front +interm | 10- | 500/260 +1245 | 41.0213.2 |
| TRAFIC (II) _ all 2 pc. KIT long wheelbase | 1605112-93168972 | front +interm | 10- | 500/260 +1645 | 41.0212.2 |
| TRAFIC (II) CAB _ all ch AV606709/AY <- | 8200316762-8201018831-4413816-4419922-9385237893864248-3651800Q0C-3651800Q0F-3651800QAC | interm | 01-10 | 1880 | 41.0273.1 |
| TRAFIC (II) CAB _ all ch AV606710/AY -> | 365309636R-4421104-93864843 | interm | 10- | 1940 | 41.0207.2 |
| TRAFIC (II) _ all | 8200178389-4408734-4411413-911686723653100QAC | rear LH | 01-03 | 1490/1365 | 41.0237.1 |
| TRAFIC (II) _ all | 7700312837-8200263819-4414821-938521883653100QAD | rear LH | 03- | 1490/1365 | 41.0271.1 |
| TRAFIC (II) _ all | 8200178390-4408727-4411415-911686733653000QAC | rear RH | 01-03 | 1590/1465 | 41.0227.1 |
| TRAFIC (II) _ all | 7700312836-8200263821-4414822-938521893653000QAD | rear RH | 03- | 1590/1465 | 41.0272.1 |

| application | OE reference | pos | year | length | code |
|---|--|------------|-------|-----------------------|----------------|
| ROVER GROUP | | | | | |
| 75 | | | | | |
| 75 _ all | SPB101410 | front | 99-05 | 275 | 23.0261 |
| 75 _ all ch 3D2800037 <- | GVC902399 | rear LH-RH | 99-05 | 1570/1420 | 23.0251 |
| 75 _ all ch 3D2800038 -> | SPB000230-SPB101550 | rear LH-RH | 99-05 | 1570/1425 | 23.0260 |
| 100 / METRO | | | | | |
| 100 / METRO _ all | GVC1027-GVC1059 | rear | 89-92 | 2180/410 +410+1140 | 23.0223 |
| 100 / METRO _ all cat. | GVC1060-GVC902379-SPB10033EVA | rear | 92-98 | 2185/410 +410+1135 | 23.0224 |
| 200 | | | | | |
| 213-216 _ all | DBP3675-DBP7203-GVC1038-GVC1047-47560SB4063 | LH | 84-89 | 1495/1300 | 23.0226 |
| 213-216 _ all | DBP3674-DBP7202-GVC1039-GVC1048-47510SB4063 | RH | 84-89 | 1495/1300 | 23.0225 |
| 214-216-218 _ all (drum brake) NO ABS | GVC1054-GVC1058-GVC902358-SPB10015EVA 47560SK3E12-47560SK3Z50 | rear LH | 89-95 | 1500/1295 | 12.0215 |
| 214-216-218 _ all (drum brake) NO ABS | GVC1057-GVC902357-SPB10010EVA-47510SK3E12 47510SK3Z50 | rear RH | 89-95 | 1530/1320 | 12.0214 |
| 214-216-218-220 _ all (disc brake) ABS | GVC1056-GVC902356-47560SK3E01-47560SK3Z60 | rear LH | 89-95 | 1655/1455 | 12.0217 |
| 214-216-218-220 _ all (disc brake) ABS | GVC1055-GVC902355-47510SK3E01-47510SK3Z60 | rear RH | 89-95 | 1670/1470 | 12.0216 |
| SERIE 200 _ all (drum brake) 25 _ all (drum brake) | GVC902380-GVC902386-SPB000350-SPB101200 SPB101201 | rear LH | 95-06 | 1735/1520 | 23.0253 |
| SERIE 200 _ all (drum brake) 25 _ all (drum brake) | GVC902381-GVC902387-SPB000340-SPB101170 SPB101171 | rear RH | 95-06 | 1700/1495 | 23.0252 |
| SERIE 200 _ all (disc brake) 25 _ all (disc brake) | GVC902382-SPB000360-SPB101050 | rear LH | 95-06 | 1780/1565 | 23.0255 |
| SERIE 200 _ all (disc brake) 25 _ all (disc brake) | GVC902383-SPB000370-SPB101040 | rear RH | 95-06 | 1810/1590 | 23.0254 |
| 400 | | | | | |
| 414-416-418 _ all (drum brake) NO ABS | GVC1054-GVC1058-GVC902358-SPB10015EVA 47560SK3E12-47560SK3Z50 | rear LH | 90-95 | 1500/1295 | 12.0215 |
| 414-416-418 _ all (drum brake) NO ABS | GVC1057-GVC902357-SPB10010EVA-47510SK3E12 47510SK3Z50 | rear RH | 90-95 | 1530/1320 | 12.0214 |
| 414-416-418-420 _ all (disc brake) ABS | GVC1056-GVC902356-47560SK3E01-47560SK3Z60 | rear LH | 90-95 | 1655/1455 | 12.0217 |
| 414-416-418-420 _ all (disc brake) ABS | GVC1055-GVC902355-47510SK3E01-47510SK3Z60 | rear RH | 90-95 | 1670/1470 | 12.0216 |
| SERIE 400 _ all (drum brake) 45 _ all (drum brake) ch 4D633173 <- | GVC902375-SPB101290 | rear LH | 95-05 | 1485/1320 | 23.0234 |
| SERIE 400 _ all (drum brake) 45 _ all (drum brake) ch 4D633173 <- | GVC902376-SPB100700 | rear RH | 95-05 | 1510/1345 | 23.0233 |
| 45 _ all (drum brake) ch 4D633174 -> | SPB000570 | rear LH | 00-05 | 1490/1290 | 23.0259 |
| 45 _ all (drum brake) ch 4D633174 -> | SPB000560 | rear RH | 00-05 | 1505/1320 | 23.0258 |
| SERIE 400 _ all (disc brake) ch 4D632463 <- 45 _ all (disc brake) ch 4D632463 <- | GVC902389-SPB100730-SPB101120-47560ST3E11 47560ST3E50-47560ST3E51 | rear LH | 95-05 | 1630/1450 | 12.0259 |
| SERIE 400 _ all (disc brake) ch 4D632463 <- 45 _ all (disc brake) ch 4D632463 <- | GVC902388-SPB100720-SPB101070-47510ST3E11 47510ST3E50-47510ST3E51 | rear RH | 95-05 | 1655/1470 | 12.0260 |
| SERIE 400 _ all (disc brake) ch 4D632464 -> 45 _ all (disc brake) ch 4D632464 -> | SPB000590 | rear LH | 96-05 | 1640/1450 | 23.0256 |
| SERIE 400 _ all (disc brake) ch 4D632464 -> 45 _ all (disc brake) ch 4D632464 -> | SPB000580 | rear RH | 96-05 | 1665/1475 | 23.0257 |

BRAKE CABLES

Cavi freno a mano - Handbremsseile - Cables de frein - Mando freno



| application | OE reference | pos | year | length | code |
|--|--|---------|-------|-----------|----------------|
| 600 | | | | | |
| 600 _all | GVC1070-GVC902372-47560SN7952-47560SN7953 | rear LH | 93-99 | 1865/1635 | 12.0238 |
| 600 _all | GVC1071-GVC902371-47510SN7952-47510SN7953 | rear RH | 93-99 | 1865/1635 | 12.0239 |
| 800 | | | | | |
| 800 _all | 902152-GVC1052-GVC902152 | rear LH | 88-99 | 1870/1695 | 23.0238 |
| 800 _all | 902149-GVC1049-GVC902149 | rear RH | 88-99 | 1810/1640 | 23.0237 |
| ACCLAIM | | | | | |
| TRIUMPH ACCLAIM _all | BNP2432 | rear LH | 82-84 | 580 | 23.0217 |
| TRIUMPH ACCLAIM _all | BNP2431 | rear RH | 82-84 | 695 | 23.0216 |
| ALLEGRO | | | | | |
| AUSTIN ALLEGRO _all | 31G5047-GVC1064 | front | 73-82 | 895 | 23.0203 |
| AUSTIN ALLEGRO _all | 31G5051-31G5936-GVC1001 | LH-RH | 73-82 | 1025/800 | 23.0204 |
| MAESTRO / MONTEGO | | | | | |
| MG/ROVER MAESTRO _all | GVC1013-NAM3608 | front | 83-93 | 630 | 23.0210 |
| AUSTIN/MG/ROVER MONTEGO _all | GVC1046-NAM4600 | front | 84-93 | 665 | 23.0213 |
| AUSTIN/MG/ROVER MAESTRO _all AUSTIN/MG/ROVER MONTEGO _all exc. MONTEGO SW-ESTATE | GVC1037-NAM3607-NAM6474 | interm | 83-93 | 1430/690 | 23.0211 |
| AUSTIN/MG/ROVER MAESTRO _all AUSTIN/MG/ROVER MONTEGO _all exc. MONTEGO SW-ESTATE | GVC1032-FAM8560 | LH-RH | 83-93 | 520/315 | 23.0212 |
| AUSTIN MONTEGO SW _all ROVER MONTEGO ESTATE _all | GVC1028-NAM5604 | interm | 84-93 | 1370/720 | 23.0214 |
| AUSTIN MONTEGO SW _all ROVER MONTEGO ESTATE _all | GVC1029-NAM5603 | LH-RH | 84-93 | 610/425 | 23.0215 |
| MINI | | | | | |
| AUSTIN/MORRIS MINI _all | 21A2224 | rear | 60-76 | 1570 | 23.0200 |
| AUSTIN/MORRIS MINI SW-ESTATE _all | 21A1706 | rear | 60-76 | 1670 | 23.0201 |
| AUSTIN/MORRIS/RILEY/WOLSELEY _all | 31G1141 | rear | 63-74 | 1900 | 23.0209 |
| AUSTIN/MORRIS/ROVER MINI _all | FAM624-GVC1035 | front | 76- | 635 | 23.0207 |
| AUSTIN/MORRIS MINI SW-ESTATE _all | FAM625 | front | 76- | 740 | 23.0208 |
| AUSTIN/MORRIS/ROVER MINI _all | FAM2903-GVC1034 | rear | 76- | 1805 | 23.0205 |
| ZR | | | | | |
| MG ZR _all (drum brake) | GVC902380-GVC902386-SPB000350-SPB101200 SPB101201 | rear LH | 01-05 | 1735/1520 | 23.0253 |
| MG ZR _all (drum brake) | GVC902381-GVC902387-SPB000340-SPB101170 SPB101171 | rear RH | 01-05 | 1700/1495 | 23.0252 |
| MG ZR _all (disc brake) | GVC902382-SPB000360-SPB101050 | rear LH | 01-05 | 1780/1565 | 23.0255 |
| MG ZR _all (disc brake) | GVC902383-SPB000370-SPB101040 | rear RH | 01-05 | 1810/1590 | 23.0254 |

| application | OE reference | pos | year | length | code |
|---|--|---------|-------|-----------|----------------|
| ZS | | | | | |
| MG ZS _ all (drum brake) ch 4D633173 <- | GVC902375-SPB101290 | rear LH | 00-05 | 1485/1320 | 23.0234 |
| MG ZS _ all (drum brake) ch 4D633173 <- | GVC902376-SPB100700 | rear RH | 00-05 | 1510/1345 | 23.0233 |
| MG ZS _ all (drum brake) ch 4D633174 -> | SPB000570 | rear LH | 00-05 | 1490/1290 | 23.0259 |
| MG ZS _ all (drum brake) ch 4D633174 -> | SPB000560 | rear RH | 00-05 | 1505/1320 | 23.0258 |
| MG ZS _ all (disc brake) ch 4D632463 <- | GVC902389-SPB100730-SPB101120-47560ST3E11 47560ST3E50-47560ST3E51 | rear LH | 00-05 | 1630/1450 | 12.0259 |
| MG ZS _ all (disc brake) ch 4D632463 <- | GVC902388-SPB100720-SPB101070-47510ST3E11 47510ST3E50-47510ST3E51 | rear RH | 00-05 | 1655/1470 | 12.0260 |
| MG ZS _ all (disc brake) ch 4D632464 -> | SPB000590 | rear LH | 00-05 | 1640/1450 | 23.0256 |
| MG ZS _ all (disc brake) ch 4D632464 -> | SPB000580 | rear RH | 00-05 | 1665/1475 | 23.0257 |

| | | | | | |
|-----------------------------|---------------------|------------|-------|-----------|----------------|
| ZT | | | | | |
| MG ZT _ all | SPB101410 | front | 01-05 | 275 | 23.0261 |
| MG ZT _ all ch 3D2800037 <- | GVC902399 | rear LH-RH | 01-05 | 1570/1420 | 23.0251 |
| MG ZT _ all ch 3D2800038 -> | SPB000230-SPB101550 | rear LH-RH | 01-05 | 1570/1425 | 23.0260 |

SAAB

| | | | | | |
|------------------|----------------------------|------------|-------|------------------------|----------------|
| 9-3 | | | | | |
| 9-3 (YS3D) _ all | 4839874 | rear | 98-02 | 2180/1605 +1425/860 | 43.0216 |
| 9-3 (YS3F) _ all | 12789288-12801833-12843729 | rear LH-RH | 02-15 | 1930/1725 | 43.0219 |

| | | | | | |
|--|---|-------|-------|-------------------------------|------------------|
| 9-5 | | | | | |
| 9-5 (YS3E) _ all | 4905980 | front | 97-09 | 340 | 43.0217 |
| 9-5 (YS3E) _ all | 4908356-5059829 | rear | 97-09 | 1410/1035 +1410/1035 | 43.0218 |
| 9-5 (YS3G) _ all MULTILINK (electric park cable) | 20918018-13261156-20941939-22821396-22944246 23227763-522050-522084-522095-522127-522158 | rear | 10-12 | 775/640 +2160/1315 +640 | 33.0269.1 |
| 9-5 (YS3G) _ all NO MULTILINK (electric park cable) | 20918016-22821394-22944244-23227765-522083 522094-522126-522159 | rear | 10-12 | 775/640 +2210/1355 +640 | 33.0270.1 |

| | | | | | |
|-------------------------|---------|-------|-------|----------|----------------|
| 96 | | | | | |
| 96 _ 1.5V4 ch 135500 -> | 7199227 | LH-RH | 65-80 | 1910/830 | 43.0210 |

| | | | | | |
|-----------|---------|-------|-------|-----------|----------------|
| 99 | | | | | |
| 99 _ all | 8927816 | LH-RH | 68-80 | 1890/1670 | 43.0201 |

BRAKE CABLES

Cavi freno a mano - Handbremsseile - Cables de frein - Mando freno



| application | OE reference | pos | year | length | code |
|------------------------------|-----------------|-------|-------|------------------------|----------------|
| 900 | | | | | |
| 900 (I) _ all | 8937898 | LH-RH | 79-87 | 1920/1675 | 43.0202 |
| 900 (I) _ all exc. CABRIOLET | 9101445 | LH-RH | 87-91 | 1630/1465 | 43.0203 |
| 900 (I) CABRIOLET _ all | 9104134 | LH-RH | 87-91 | 1645/1485 | 43.0209 |
| 900 (I) _ all | 4105789 | LH | 92-94 | 1630/870 +600 | 43.0211 |
| 900 (I) _ all | 9196163 | RH | 92-94 | 1650/890 +600 | 43.0212 |
| 900 (II) _ all | 4241311 | LH | 93-94 | 780 | 43.0213 |
| 900 (II) _ all | 4241329 | RH | 93-94 | 2105/1240 | 43.0214 |
| 900 (II) _ all | 4543104-4648291 | rear | 94-98 | 2180/1605 +1425/860 | 43.0215 |

| | | | | | |
|-------------|-------------------------|----|-------|-----------|----------------|
| 9000 | | | | | |
| 9000 _ all | 8964348 | LH | 84-86 | 2020/1605 | 43.0204 |
| 9000 _ all | 8964363 | RH | 84-86 | 1870/1465 | 43.0205 |
| 9000 _ all | 8967481-8967630 | LH | 87-98 | 2025/1610 | 43.0206 |
| 9000 _ all | 8967499-8970733-8970741 | RH | 87-98 | 1890/1480 | 43.0208 |

SEAT

| | | | | | |
|----------------|----------------------------|------|-------|------------------|----------------|
| 124 | | | | | |
| 124 _ all | FA16735800-4144494-4153287 | rear | 68-77 | 2170/730 +730 | 11.0224 |
| 124 _ all D-LS | FL16735800 | rear | 78- | 2465/800 +800 | 45.0203 |

| | | | | | |
|------------|------------------------------------|------|-----|------------------|----------------|
| 127 | | | | | |
| 127 _ all | HB16735800-4233045-4261125-4261126 | rear | 72- | 2300/815 +815 | 11.0208 |

| | | | | | |
|------------|--------------------|-------|-------|--------------------|----------------|
| 131 | | | | | |
| 131 _ all | JA16731501-4329622 | front | 75-84 | 370 | 11.0229 |
| 131 _ all | JA16735801-4328812 | rear | 75-84 | 2875/1175 +1090 | 11.0230 |

| | | | | | |
|------------|----------------------------|------|-------|------------------|----------------|
| 132 | | | | | |
| 132 _ all | GE16735810-4169895-4294024 | rear | 73-77 | 2445/660 +650 | 11.0227 |
| 132 _ all | GE16735800-4357023 | rear | 77- | 2770/755 +740 | 11.0231 |

| | | | | | |
|------------|--------------------|------|-----|------------------|----------------|
| 133 | | | | | |
| 133 _ all | EA16735800-4113083 | rear | 74- | 1555/265 +265 | 11.0206 |

| application | OE reference | pos | year | length | code |
|--|--|------------|-------|-----------|------------------|
| ALHAMBRA | | | | | |
| ALHAMBRA (7V8, 7V9) _ all | 7M0711472A-7M3711472-1013482-95VW2A604AC | centr | 96-10 | 650 | 13.0290 |
| | | | | | |
| ALHAMBRA (7V8, 7V9) _ all wheels rim 15 inch | 7M0609701B-7M3609701C-7201624-95VW2A603AC | rear LH-RH | 96-10 | 1295/1130 | 13.0280 |
| ALHAMBRA (7V8, 7V9) _ all wheels rim 16 inch | 7M3609701D-1109023-1496270-6M212A603AA | rear LH-RH | 00-10 | 1320/1155 | 13.0261.1 |
| ALTEA | | | | | |
| ALTEA (5P1) _ all ch 5P6048330 <- | 1K0609721BE-1K0609721Q-1K0609721S | rear LH-RH | 04- | 1445/805 | 55.0288 |
| ALTEA (5P1) _ all ch 5P6048331 -> ALTEA XL-FREETRACK (5P5, 5P8) _ all | 1K0609721AA-1K0609721AT-1K0609721BB 1K0609721T | rear LH-RH | 06- | 1440/805 | 55.0293 |
| ARONA | | | | | |
| ARONA (KJ7) _ all (drum brake) | 2Q0609721S | rear LH-RH | 17- | 1715/470 | 55.0245.1 |
| ARONA (KJ7) _ all (disc brake) | 2Q0609721R | rear LH-RH | 17- | 1765/575 | 55.0243.1 |
| AROSA | | | | | |
| AROSA (6H) _ all (drum brake) | 6X0609721C-6X0609721F-6X0609721H | rear LH-RH | 97-04 | 1395/815 | 55.0268 |
| AROSA (6H) _ all (disc brake) | 6X0609721D-6X0609721E | rear LH-RH | 00-04 | 1495/965 | 55.0269 |
| CORDOBA | | | | | |
| CORDOBA (6K1/2) _ all (drum brake) | 6K0609721 | rear LH-RH | 93-94 | 1500/935 | 45.0213 |
| CORDOBA (6K1/2, 6K5) _ all (drum brake) NO ABS | 6N0609721K | rear LH-RH | 94-02 | 1510/965 | 55.0273 |
| CORDOBA (6K1/2, 6K5) _ all (drum brake) ABS | 6K0609721C | rear LH-RH | 94-02 | 1530/985 | 45.0215 |
| CORDOBA (6K1/2) _ all (disc brake) | 6K0609721A-6K0609721B | rear LH-RH | 93-94 | 1595/1045 | 45.0214 |
| CORDOBA (6K1/2) _ all (disc brake) | 6K0609721D | rear LH-RH | 94-96 | 1625/1115 | 45.0216 |
| CORDOBA (6K1/2) _ all (disc brake) | 6K0609721E-6K0609721F | rear LH-RH | 96-02 | 1630/1120 | 45.0217 |
| CORDOBA (6K1/2, 6K5) _ all (disc brake) TDS/TURBO/CUPRA | 6N0609721H-6N0609721L-6N0609721M | rear LH-RH | 99-02 | 1640/1130 | 55.0283 |
| CORDOBA (6L2) _ all (drum brake) | 6Q0609721B-6Q0609721H-6Q0609721M | rear LH-RH | 02-09 | 1580/930 | 47.0206 |
| CORDOBA (6L2) _ all (drum brake) with reinforced chassis | 6Q0609721D-6Q0609721J-6Q0609721N | rear LH-RH | 02-09 | 1580/930 | 55.0298 |
| CORDOBA (6L2) _ all (disc brake) | 6Q0609721C-6Q0609721F-6Q0609721K | rear LH-RH | 02-09 | 1640/1045 | 47.0207 |
| CORDOBA (6L2) _ all (disc brake) with reinforced chassis | 6Q0609721G-6Q0609721L | rear LH-RH | 02-09 | 1640/1045 | 55.0299 |
| EXEO | | | | | |
| EXEO (3R2, 3R5) _ all | 8E0609721AQ-8E0609721AF-8E0609721AG 8E0609721AH-8E0609721AK-8E0609721D 8E0609721F-8E0609721H-8E0609721L 8E0609721N-8E0609721Q | rear LH | 08- | 1925/1770 | 03.0253 |
| EXEO (3R2, 3R5) _ all | 8E0609722AQ-8E0609722AF-8E0609722AG 8E0609722AH-8E0609722AN-8E0609722AP 8E0609722D-8E0609722F-8E0609722H 8E0609722L-8E0609722N-8E0609722Q | rear RH | 08- | 2005/1845 | 03.0252 |

BRAKE CABLES

Cavi freno a mano - Handbremsseile - Cables de frein - Mando freno



| application | OE reference | pos | year | length | code |
|-------------|--------------|-----|------|--------|------|
|-------------|--------------|-----|------|--------|------|

FURA

| | | | | | |
|------------|------------------------------------|------|-------|------------------|----------------|
| FURA _ all | HB16735800-4233045-4261125-4261126 | rear | 82-86 | 2300/815 +815 | 11.0208 |
|------------|------------------------------------|------|-------|------------------|----------------|

IBIZA

| | | | | | |
|-----------------------|--------------------------------------|-------|-------|-----|----------------|
| IBIZA (I)(021A) _ all | SE022167315A-SE022167316A-X039607270 | front | 84-93 | 905 | 45.0209 |
|-----------------------|--------------------------------------|-------|-------|-----|----------------|

| | | | | | |
|-----------------------|-------------------------|------|-------|------------------|----------------|
| IBIZA (I)(021A) _ all | SE022167320A-X039399670 | rear | 84-93 | 2275/775 +775 | 45.0205 |
|-----------------------|-------------------------|------|-------|------------------|----------------|

| | | | | | |
|------------------------------------|-----------|------------|-------|----------|----------------|
| IBIZA (II)(6K1) _ all (drum brake) | 6K0609721 | rear LH-RH | 93-94 | 1500/935 | 45.0213 |
|------------------------------------|-----------|------------|-------|----------|----------------|

| | | | | | |
|---|------------|------------|-------|----------|----------------|
| IBIZA (II)(6K1) _ all (drum brake) ch 6KZR126718 / 6KZR663842 <- | 6K0609721C | rear LH-RH | 94-02 | 1530/985 | 45.0215 |
|---|------------|------------|-------|----------|----------------|



| | | | | | |
|---|------------|------------|-------|----------|----------------|
| IBIZA (II)(6K1) _ all (drum brake) ch 6KZR126719 / 6KZR663843 >- | 6N0609721K | rear LH-RH | 94-02 | 1510/965 | 55.0273 |
|---|------------|------------|-------|----------|----------------|

| | | | | | |
|------------------------------------|-----------------------|------------|-------|-----------|----------------|
| IBIZA (II)(6K1) _ all (disc brake) | 6K0609721A-6K0609721B | rear LH-RH | 93-94 | 1595/1045 | 45.0214 |
|------------------------------------|-----------------------|------------|-------|-----------|----------------|

| | | | | | |
|------------------------------------|------------|------------|-------|-----------|----------------|
| IBIZA (II)(6K1) _ all (disc brake) | 6K0609721D | rear LH-RH | 94-96 | 1625/1115 | 45.0216 |
|------------------------------------|------------|------------|-------|-----------|----------------|

| | | | | | |
|------------------------------------|-----------------------|------------|-------|-----------|----------------|
| IBIZA (II)(6K1) _ all (disc brake) | 6K0609721E-6K0609721F | rear LH-RH | 96-02 | 1630/1120 | 45.0217 |
|------------------------------------|-----------------------|------------|-------|-----------|----------------|

| | | | | | |
|---|----------------------------------|------------|-------|-----------|----------------|
| IBIZA (II)(6K1) _ all (disc brake) TDS/TURBO/CUPRA | 6N0609721H-6N0609721L-6N0609721M | rear LH-RH | 99-02 | 1640/1130 | 55.0283 |
|---|----------------------------------|------------|-------|-----------|----------------|

| | | | | | |
|-------------------------------------|----------------------------------|------------|-------|----------|----------------|
| IBIZA (III)(6L1) _ all (drum brake) | 6Q0609721B-6Q0609721H-6Q0609721M | rear LH-RH | 02-09 | 1580/930 | 47.0206 |
|-------------------------------------|----------------------------------|------------|-------|----------|----------------|

| | | | | | |
|--|----------------------------------|------------|-------|----------|----------------|
| IBIZA (III)(6L1) _ all (drum brake) with reinforced chassis | 6Q0609721D-6Q0609721J-6Q0609721N | rear LH-RH | 02-09 | 1580/930 | 55.0298 |
|--|----------------------------------|------------|-------|----------|----------------|

| | | | | | |
|-------------------------------------|----------------------------------|------------|-------|-----------|----------------|
| IBIZA (III)(6L1) _ all (disc brake) | 6Q0609721C-6Q0609721F-6Q0609721K | rear LH-RH | 02-09 | 1640/1045 | 47.0207 |
|-------------------------------------|----------------------------------|------------|-------|-----------|----------------|

| | | | | | |
|--|-----------------------|------------|-------|-----------|----------------|
| IBIZA (III)(6L1) _ all (disc brake) with reinforced chassis | 6Q0609721G-6Q0609721L | rear LH-RH | 02-09 | 1640/1045 | 55.0299 |
|--|-----------------------|------------|-------|-----------|----------------|

| | | | | | |
|--|------------|------------|-----|----------|------------------|
| IBIZA (IV)(6J1/5/8, 6P1/5/8) _ all PR 1KM (drum brake) NO ABS | 6R0609721B | rear LH-RH | 08- | 1590/935 | 55.0213.1 |
|--|------------|------------|-----|----------|------------------|

| | | | | | |
|---|---------------------------------|------------|-----|-----------|------------------|
| IBIZA (IV)(6J1/5/8, 6P1/5/8) _ all PR 1KT/V (disc brake) ABS | 6C0609721-6R0609721C-6R0609721K | rear LH-RH | 08- | 1640/1045 | 55.0212.1 |
|---|---------------------------------|------------|-----|-----------|------------------|

| | | | | | |
|-----------------------------------|------------|------------|-----|----------|------------------|
| IBIZA (V)(KJ1) _ all (drum brake) | 2Q0609721S | rear LH-RH | 17- | 1715/470 | 55.0245.1 |
|-----------------------------------|------------|------------|-----|----------|------------------|

| | | | | | |
|-----------------------------------|------------|------------|-----|----------|------------------|
| IBIZA (V)(KJ1) _ all (disc brake) | 2Q0609721R | rear LH-RH | 17- | 1765/575 | 55.0243.1 |
|-----------------------------------|------------|------------|-----|----------|------------------|



LEON

| | | | | | |
|---|------------|------------|-------|-----------|----------------|
| LEON (1M1) _ all PR 1KP ch 1MY006500 <- | 1J0609721E | rear LH-RH | 99-06 | 1695/1055 | 55.0262 |
|---|------------|------------|-------|-----------|----------------|

| | | | | | |
|---|--|------------|-------|-----------|----------------|
| LEON (1M1) _ all PR 1KP ch 1MY006501 >- | 1J0609721-1J0609721K-1J0609721AC-1J0609721AD 1J0609721AP-1J0609721AQ-1J0609721T | rear LH-RH | 99-06 | 1690/1065 | 55.0261 |
|---|--|------------|-------|-----------|----------------|

| | | | | | |
|-------------------------------------|-----------------------------------|------------|-------|-----------|----------------|
| LEON (1M1) _ all TURBO/CUPRA PR 2EE | 1J0609721AR-1J0609721L-1J0609721R | rear LH-RH | 00-06 | 1720/1090 | 03.0236 |
|-------------------------------------|-----------------------------------|------------|-------|-----------|----------------|

| | | | | | |
|------------------|-----------------------------------|------------|-----|----------|----------------|
| LEON (1P1) _ all | 1K0609721BE-1K0609721Q-1K0609721S | rear LH-RH | 05- | 1445/805 | 55.0288 |
|------------------|-----------------------------------|------------|-----|----------|----------------|


| | | | | | |
|------------------|---|------------|-----|----------|----------------|
| LEON (1P1) _ all | 1K0609721AA-1K0609721AT-1K0609721BB 1K0609721T | rear LH-RH | 08- | 1440/805 | 55.0293 |
|------------------|---|------------|-----|----------|----------------|

| application | OE reference | pos | year | length | code |
|---|--------------------------------------|------------|-------|--------------------|------------------|
| > LEON | | | | | |
| LEON (5F1/5/8) _ all PR 0N1/0B1 NO MULTILINK | 5Q0609721BD | rear LH-RH | 12- | 1715/1035 | 55.0230.1 |
| LEON (5F1/5/8) _ all PR 0N1/0B2 NO MULTILINK | 5Q0609721BE | rear LH-RH | 12- | 1685/1035 | 55.0231.1 |
| LEON (5F1/5/8) _ all PR 0N4/0B1 MULTILINK | 5Q0609721AR | rear LH-RH | 12- | 1500/820 | 55.0246.1 |
| LEON (5F1/5/8) _ all PR 0N4/0B2 MULTILINK | 5Q0609721AS | rear LH-RH | 12- | 1465/825 | 55.0229.1 |
| MALAGA | | | | | |
| MALAGA (023A) _ all | SE022167315A-SE022167316A-X039607270 | front | 84-93 | 905 | 45.0209 |
| MALAGA (023A) _ all | SE022167320A-X039399670 | rear | 84-93 | 2275/775 +775 | 45.0205 |
| MARBELLA / PANDA | | | | | |
| PANDA _ all | 5972833-7573814 | rear | 80-86 | 2385/945 +945 | 11.0257 |
| MARBELLA _ all | SE141167358A-X04406021-4406021 | rear | 86-98 | 2675/1010 +1010 | 11.0207 |
| MARBELLA _ all | SE024167358A-X03937889 | rear | 86-98 | 3170/1250 +1250 | 45.0210 |
| MII | | | | | |
| MII (KF1) _ all | 1S0609721A | rear LH-RH | 11-12 | 1530/835 | 55.0220.1 |
| MII (KF1) _ all | 1S0609721C | rear LH-RH | 12- | 1520/825 | 55.0221.1 |
| MII (KF1) _ 1.0 ECOFUEL | 1S0609721E | rear LH-RH | 12- | 1520/825 | 55.0244.1 |
| RITMO | | | | | |
| RITMO _ all | RF16731500-4403012 | front | 78-83 | 820 | 11.0216 |
| RITMO _ all | RF16732000-4387206 | rear | 78-83 | 2150/775 +775 | 11.0217 |
| RONDA | | | | | |
| RONDA (022A) _ all | SE022167315A-SE022167316A-X039607270 | front | 82-88 | 905 | 45.0209 |
| RONDA (022A) _ all | SE022167320A-X039399670 | rear | 82-88 | 2275/775 +775 | 45.0205 |
| TERRA | | | | | |
| TERRA _ all | SE024167358A-X03937889 | rear | 87-96 | 3170/1250 +1250 | 45.0210 |

BRAKE CABLES

Cavi freno a mano - Handbremsseile - Cables de frein - Mando freno



| application | OE reference | pos | year | length | code |
|---|--|------------|-------|-----------|------------------|
| TOLEDO | | | | | |
| TOLEDO (I)(1L) _ all (drum brake) | 191609721E | rear LH-RH | 91-99 | 1525/1080 | 55.0243 |
|  | | | | | |
| TOLEDO (I)(1L) _ all (disc brake) | 191609721F-1L0609721A-1L0609721B | rear LH-RH | 91-99 | 1620/1220 | 55.0247 |
| TOLEDO (II)(1M2) _ all PR 1KP ch 1MY006500 <- | 1J0609721E | rear LH-RH | 98-06 | 1695/1055 | 55.0262 |
| TOLEDO (II)(1M2) _ all PR 1KP ch 1MY006501 -> | 1J0609721-1J0609721K-1J0609721AC-1J0609721AD 1J0609721AP-1J0609721AQ-1J0609721T | rear LH-RH | 98-06 | 1690/1065 | 55.0261 |
| TOLEDO (II) (1M2) _ all PR 2EE 4DRIVE | 1J0609721AR-1J0609721L-1J0609721R | rear LH-RH | 00-05 | 1720/1090 | 03.0236 |
| TOLEDO (III)(5P2) _ all ch 5P6048330 <- | 1K0609721BE-1K0609721Q-1K0609721S | rear LH-RH | 04-09 | 1445/805 | 55.0288 |
| TOLEDO (III)(5P2) _ all ch 5P6048331 -> | 1K0609721AA-1K0609721AT-1K0609721BB 1K0609721T | rear LH-RH | 04-09 | 1440/805 | 55.0293 |
| TOLEDO (IV)(KG3) _ all PR 1KL (drum brake) | 6R0609721H | rear LH-RH | 12- | 1710/970 | 55.0233.1 |
| TOLEDO (IV)(KG3) _ all PR 1KT (disc brake) | 6R0609721E | rear LH-RH | 12- | 1780/1100 | 55.0232.1 |

SEAT commercial vehicles

INCA

| | | | | | |
|------------------|-----------|------------|-------|-----------|----------------|
| INCA (6K9) _ all | 6K9609721 | rear LH-RH | 95-03 | 1670/1125 | 55.0264 |
|------------------|-----------|------------|-------|-----------|----------------|

SKODA

105 - 120


| | | | | | |
|------------------------|---------------------|----|-------|-----------|----------------|
| 105, 120 (742/4) _ all | 113332750-113332751 | LH | 76-83 | 1460/1200 | 47.0201 |
| 105, 120 (742/4) _ all | 113332752 | LH | 83-89 | 1480/1200 | 47.0204 |
| 105, 120 (742/4) _ all | 113332750-113332751 | RH | 76-89 | 1460/1200 | 47.0201 |

110

| | | | | | |
|-----------|---------------------|-------|-------|-----------|----------------|
| 110 _ all | 111332750 | LH-RH | 69-76 | 1315/1060 | 47.0200 |
| 110 _ all | 113332750-113332751 | LH-RH | 77-82 | 1460/1200 | 47.0201 |

CITIGO

| | | | | | |
|------------------|------------|------------|-------|----------|------------------|
| CITIGO _ all | 1S0609721A | rear LH-RH | 11-12 | 1530/835 | 55.0220.1 |
| CITIGO _ all | 1S0609721C | rear LH-RH | 12- | 1520/825 | 55.0221.1 |
| CITIGO _ 1.0 CNG | 1S0609721E | rear LH-RH | 12- | 1520/825 | 55.0244.1 |

| application | OE reference | pos | year | length | code |
|--|--|------------|-------|-----------|------------------|
| FABIA | | | | | |
| FABIA (I)(6Y2/3, 6Y5) _ all PR 1JA/JD/KM FABIA (II)(5J, 542/5) _ all PR 1KM/JA/JD/JC (drum brake) | 6Q0609721B-6Q0609721H-6Q0609721M | rear LH-RH | 99-14 | 1580/930 | 47.0206 |
|  | | | | | |
| FABIA (I)(6Y2/3, 6Y5) _ all PR 1JB/KM FABIA (II)(5J, 542/5) _ all PR 1KM/JB (drum brake) with reinforced chassis | 6Q0609721D-6Q0609721J-6Q0609721N | rear LH-RH | 99-14 | 1580/930 | 55.0298 |
| FABIA (I)(6Y2/3, 6Y5) _ all PR 1KK FABIA (II)(5J, 542/5) _ all PR 1JA/JE/JD/KK/KT (disc brake) | 6Q0609721C-6Q0609721F-6Q0609721K | rear LH-RH | 99-14 | 1640/1045 | 47.0207 |
| FABIA (II)(5J, 542/5) _ all PR 1JB/KK/KT (disc brake) | 6Q0609721G-6Q0609721L | rear LH-RH | 06-14 | 1640/1045 | 55.0299 |
| FABIA (III)(NJ3/5) _ all PR 1KM/1SA (drum brake) | 6R0609721B | rear LH-RH | 14- | 1590/935 | 55.0213.1 |
| FABIA (III)(NJ3/5) _ all PR 1KM/1SK (drum brake) | 6C0609721A | rear LH-RH | 14- | 1590/935 | 47.0218 |
| FABIA (III)(NJ3/5) _ all PR 1KT/1SA (disc brake) | 6C0609721-6R0609721C-6R0609721K | rear LH-RH | 14- | 1640/1045 | 55.0212.1 |
| FABIA (III)(NJ3/5) _ all PR 1KT/1SK (disc brake) | 6C0609721B | rear LH-RH | 14- | 1640/1045 | 47.0219 |
| FAVORIT | | | | | |
| FAVORIT (781/5/7) _ all | 115332750-115332751 | rear LH-RH | 89-92 | 1760/1465 | 47.0202 |
| FAVORIT (781/5/7) _ all | 115520117-6U0609721 | rear LH-RH | 93-97 | 1765/1445 | 47.0205 |
| FELICIA | | | | | |
| FELICIA (I)(II)(6U1/5) _ all | 115520117-6U0609721 | rear LH-RH | 94-02 | 1765/1445 | 47.0205 |
| OCTAVIA | | | | | |
| OCTAVIA (I)(1U2/5) _ all PR 1KN/1KG (drum brake) ch 1UY294000 <- | 1J0609721D-1J0609721G | rear LH-RH | 96-99 | 1620/940 | 47.0210 |
| OCTAVIA (I)(1U2/5) _ all PR 1KN/1KG (drum brake) ch 1UY294001 -> | 1J0609721AS-1J0609721BA-1J0609721J-1J0609721N 1J0609721S | rear LH-RH | 99-10 | 1620/960 | 47.0209 |
| OCTAVIA (I)(1U2/5) _ all PR 1KP/1KK/1KS (disc brake) ch 1UY294000 <- | 1J0609721E | rear LH-RH | 96-99 | 1695/1055 | 55.0262 |
| OCTAVIA (I)(1U2/5) _ all PR 1KP/2D0/2D1 (disc brake) ch 1UY294001 -> | 1J0609721-1J0609721K-1J0609721AC-1J0609721AD 1J0609721AP-1J0609721AQ-1J0609721T | rear LH-RH | 99-10 | 1690/1065 | 55.0261 |
| OCTAVIA (I)(1U2/5) _ all 4WD | 1J0609721AR-1J0609721L-1J0609721R | rear LH-RH | 00-10 | 1720/1090 | 03.0236 |
| OCTAVIA (II)(1Z3/5) _ all | 1K0609721BE-1K0609721Q-1K0609721S | rear LH-RH | 04-05 | 1445/805 | 55.0288 |
| OCTAVIA (II)(1Z3/5) _ all PR 1SA/SB/SK/SL | 1K0609721AA-1K0609721AT-1K0609721BB 1K0609721T | rear LH-RH | 05-13 | 1440/805 | 55.0293 |
| OCTAVIA (III)(5E3/5, NL3, NR3) _ all PR ON1 NO MULTILINK | 5Q0609721BC-5Q0609721BF | rear LH-RH | 12- | 1765/1035 | 55.0235.1 |
| OCTAVIA (III)(5E3/5, NL3, NR3) _ all PR ON4 MULTILINK | 5Q0609721AQ-5Q0609721AT | rear LH-RH | 12- | 1545/825 | 55.0234.1 |
| RAPID | | | | | |
| RAPID (120G, 130G, 135G) _ all | 113332752 | LH-RH | 83-90 | 1480/1200 | 47.0204 |
| RAPID (NH1/3) _ all PR 1KL (drum brake) | 6R0609721H | rear LH-RH | 12- | 1710/970 | 55.0233.1 |
| RAPID (NH1/3) _ all PR 1KT (disc brake) | 6R0609721E | rear LH-RH | 12- | 1780/1100 | 55.0232.1 |

BRAKE CABLES

Cavi freno a mano - Handbremsseile - Cables de frein - Mando freno



| application | OE reference | pos | year | length | code |
|-------------|--------------|-----|------|--------|------|
|-------------|--------------|-----|------|--------|------|

ROOMSTER

| | | | | | |
|---|-----------------------|------------|-------|-----------|----------------|
| ROOMSTER (5J) _ all (drum brake) NO ABS | 6Q7609721B-6Q7609721D | rear LH-RH | 06-15 | 1800/945 | 47.0215 |
| ROOMSTER (5J) _ all (disc brake) ABS | 6Q7609721C-6Q7609721E | rear LH-RH | 06-15 | 1875/1070 | 47.0214 |

SUPERB

| | | | | | |
|--------------------------------|--|------------|-------|-----------|------------------|
| SUPERB (I)(3U4) _ all | 3BD609721-3BD609721A-3BD609721C-3BD609721E | rear LH | 01-08 | 1985/1815 | 47.0213 |
| SUPERB (I)(3U4) _ all | 3BD609722-3BD609722A-3BD609722C-3BD609722E | rear RH | 01-08 | 1985/1820 | 47.0212 |
| SUPERB (II)(3T4) _ all exc. SW | 3T0609721-3T0609721A | rear LH-RH | 08-09 | 1585/780 | 47.0216 |
| SUPERB (II)(3T4/5) _ all | 3T0609721B-3T0609721C-3T0609721D | rear LH-RH | 09-15 | 1610/805 | 55.0216.1 |

YETI

| | | | | | |
|---------------------------------|---|------------|-------|----------|----------------|
| YETI (5L) _ all PR 1SA/SB/SK/SL | 1K0609721AA-1K0609721AT-1K0609721BB 1K0609721T | rear LH-RH | 09-17 | 1440/805 | 55.0293 |
|---------------------------------|---|------------|-------|----------|----------------|

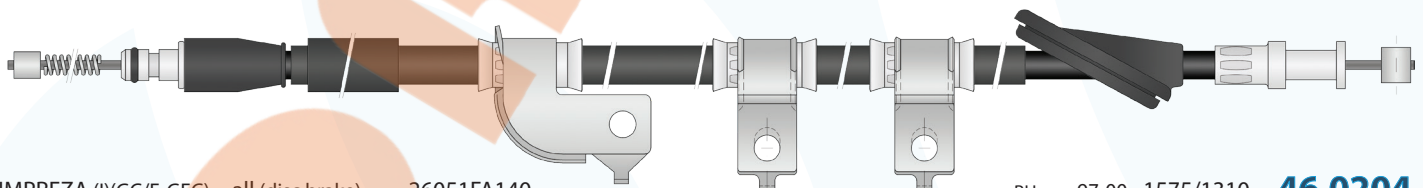
SUBARU

FORESTER

| | | | | | |
|---|------------|---------|-------|-----------|----------------|
| FORESTER (I)(SF_) _ 2.0 | 26051AA040 | front | 97-02 | 210 | 46.0207 |
| FORESTER (I)(SF_) _ 2.0 (drum brake) | 26051FC010 | rear LH | 97-02 | 1620/1340 | 46.0206 |
| FORESTER (I)(SF_) _ 2.0 (drum brake) | 26051FC000 | rear RH | 97-02 | 1600/1320 | 46.0208 |
| FORESTER (I)(SF_) _ 2.0 ST (disc brake) | 26051FC030 | rear LH | 97-02 | 1605/1340 | 46.0200 |
| FORESTER (I)(SF_) _ 2.0 ST (disc brake) | 26051FC020 | rear RH | 97-02 | 1590/1320 | 46.0201 |
| FORESTER (II)(SG_) _ 2.0 | 26051SA040 | front | 02-05 | 250 | 46.0219 |

IMPREZA

| | | | | | |
|---|------------|---------|-------|-----------|----------------|
| IMPREZA (I)(GC/F, GFC) _ all | 26051AA040 | front | 93-00 | 210 | 46.0207 |
| IMPREZA (I)(GC/F, GFC) _ all (drum brake) | 26051FA130 | rear LH | 93-00 | 1610/1335 | 46.0216 |
| IMPREZA (I)(GC/F, GFC) _ all (drum brake) | 26051FA120 | rear RH | 93-00 | 1590/1310 | 46.0215 |
| IMPREZA (I)(GC/F, GFC) _ all (disc brake) | 26051FA030 | rear LH | 93-96 | 1590/1330 | 46.0203 |
| IMPREZA (I)(GC/F, GFC) _ all (disc brake) | 26051FA020 | rear RH | 93-96 | 1565/1310 | 46.0202 |
| IMPREZA (I)(GC/F, GFC) _ all (disc brake) | 26051FA150 | rear LH | 97-00 | 1600/1330 | 46.0205 |



| | | | | | |
|--|------------|---------|-------|-----------|----------------|
| IMPREZA (I)(GC/F, GFC) _ all (disc brake) | 26051FA140 | rear RH | 97-00 | 1575/1310 | 46.0204 |
| IMPREZA (II)(GD, GG) _ all | 26051AA040 | front | 00-04 | 210 | 46.0207 |
| IMPREZA (II)(GD, GG) _ all manual transmission | 26051SA040 | front | 05-08 | 250 | 46.0219 |
| IMPREZA (II)(GD) _ all (drum brake) | 26051FC010 | rear LH | 00-05 | 1620/1340 | 46.0206 |
| IMPREZA (II)(GD) _ all (drum brake) | 26051FC000 | rear RH | 00-05 | 1600/1320 | 46.0208 |
| IMPREZA (II)(GD) _ all (drum brake) | 26051FE070 | rear LH | 05-09 | 1585/1340 | 46.0218 |
| IMPREZA (II)(GD) _ all (drum brake) | 26051FE060 | rear RH | 05-09 | 1565/1320 | 46.0217 |

| application | OE reference | pos | year | length | code |
|-------------|--------------|-----|------|--------|------|
|-------------|--------------|-----|------|--------|------|


> IMPREZA

| | | | | | |
|-------------------------------------|------------|---------|-------|-----------|----------------|
| IMPREZA (II)(GD) _ all (disc brake) | 26051FC030 | rear LH | 00-05 | 1605/1340 | 46.0200 |
| IMPREZA (II)(GD) _ all (disc brake) | 26051FC020 | rear RH | 00-05 | 1590/1320 | 46.0201 |
| IMPREZA (II)(GG) _ all (disc brake) | 26051FA150 | rear LH | 00-05 | 1600/1330 | 46.0205 |
| IMPREZA (II)(GG) _ all (disc brake) | 26051FA140 | rear RH | 00-05 | 1575/1310 | 46.0204 |

JUSTY

| | | | | | |
|------------------------|------------|---------|-------|-----------|----------------|
| JUSTY (III)(G3X) _ all | 5442086G00 | rear LH | 03-07 | 1530/1285 | 48.0227 |
| JUSTY (III)(G3X) _ all | 5441086G00 | rear RH | 03-07 | 1525/1275 | 48.0229 |

LEGACY

| | | | | | |
|----------------------------|------------|--|-------|-----------|----------------|
| LEGACY (II)(BD, BG) _ all | 26051AA040 | front | 94-99 | 210 | 46.0207 |
| | |  | | | |
| LEGACY (II)(BD, BG) _ all | 26051AC060 | rear LH | 94-99 | 1695/1435 | 46.0210 |
| LEGACY (II)(BD, BG) _ all | 26051AC050 | rear RH | 94-99 | 1675/1410 | 46.0209 |
| LEGACY (III)(BE, BH) _ all | 26051AA040 | front | 98-03 | 210 | 46.0207 |
| LEGACY (III)(BE, BH) _ all | 26051AE010 | rear LH | 98-03 | 1750/1495 | 46.0212 |
| LEGACY (III)(BE, BH) _ all | 26051AE000 | rear RH | 98-03 | 1725/1475 | 46.0211 |
| LEGACY (IV)(BL, BP) _ all | 26051AG010 | rear LH | 03-15 | 1750/1495 | 46.0214 |
| LEGACY (IV)(BL, BP) _ all | 26051AG000 | rear RH | 03-15 | 1750/1495 | 46.0213 |

OUTBACK

| | | | | | |
|----------------------------|------------|---------|-------|-----------|----------------|
| OUTBACK (I)(BE, BH) _ all | 26051AA040 | front | 98-03 | 210 | 46.0207 |
| OUTBACK (I)(BE, BH) _ all | 26051AE010 | rear LH | 98-03 | 1750/1495 | 46.0212 |
| OUTBACK (I)(BE, BH) _ all | 26051AE000 | rear RH | 98-03 | 1725/1475 | 46.0211 |
| OUTBACK (II)(BL, BP) _ all | 26051AG010 | rear LH | 03-10 | 1750/1495 | 46.0214 |
| OUTBACK (II)(BL, BP) _ all | 26051AG000 | rear RH | 03-10 | 1750/1495 | 46.0213 |

SUZUKI
ALTO

| | | | | | |
|-------------------------------|-----------------------------------|---------|-------|--------------------|------------------|
| ALTO (I)(05) _ all | 5441078020-5441081110 | rear | 82-84 | 2620/1110 +1110 | 48.0200 |
| ALTO (III)(EF)(HA12/23) _ all | 54400M70F10-54400M70F00 | rear | 93-04 | 3135/1380 +1365 | 48.0238 |
| ALTO (IV)(FF) _ all | 54402M79G00 | rear LH | 04-09 | 1475/1270 | 48.0235 |
| ALTO (IV)(FF) _ all | 54401M79G00-54401M79G10 | rear RH | 04-09 | 1470/1265 | 48.0234 |
| ALTO (V)(GF) _ all | 54402M68K00-365314A00B-365314A00C | rear LH | 09- | 1455/1235 | 28.0256.1 |
| ALTO (V)(GF) _ all | 54401M68K00-365304A00C | rear RH | 09- | 1440/1225 | 28.0255.1 |

BRAKE CABLES

Cavi freno a mano - Handbremsseile - Cables de frein - Mando freno



| application | OE reference | pos | year | length | code |
|--|---|------------|-------|-----------|------------------|
| BALENO | | | | | |
| BALENO (EG) _ all (drum brake) 3 doors | 5440264GA0 | rear LH | 95- | 1550/1340 | 48.0220 |
| BALENO (EG) _ all (drum brake) 3 doors | 5440162G00 | rear RH | 95- | 1500/1285 | 48.0219 |
| BALENO (EG) _ all (drum brake) 4+ doors | 5440264G00 | rear LH | 95- | 1655/1440 | 48.0222 |
| BALENO (EG) _ all (drum brake) 4+ doors | 5440160G00 | rear RH | 95- | 1570/1355 | 48.0221 |
| BALENO (EG) _ all (disc brake) | 5440260G00-5440260G10-5440262G00-5440262G10 | rear LH | 95- | 1555/1350 | 48.0224 |
| BALENO (EG) _ all (disc brake) | 5440160G10-5440162G10 | rear RH | 95- | 1475/1270 | 48.0223 |
| GRAND VITARA | | | | | |
| GRAND VITARA (I)(FT, HT, GT) _ all 3 doors | 5442065D00-5442068D00 | rear LH | 98-05 | 1335/1100 | 48.0233 |
| GRAND VITARA (I)(FT, HT, GT) _ all 3 doors | 5441065D00-5441068D00 | rear RH | 98-05 | 1390/1145 | 48.0232 |
| GRAND VITARA (I)(FT, HT) _ all 5 doors | 5442065D10 | rear LH | 98-05 | 1575/1335 | 48.0236 |
| GRAND VITARA (I)(FT, HT) _ all 5 doors | 5441065D10 | rear RH | 98-05 | 1630/1385 | 48.0237 |
| GRAND VITARA (II)(JT, TE, TD) _ 1.6, 1.9 3 doors | 5440264J00 | rear LH | 05- | 1620/1350 | 48.0248 |
| GRAND VITARA (II)(JT, TE, TD) _ 1.6, 1.9 3 doors | 5440164J00 | rear RH | 05- | 1620/1350 | 48.0247 |
| GRAND VITARA (II)(JT, TE, TD) _ 1.9, 2.0 5 doors | 5440265J00 | rear LH | 05- | 1810/1540 | 48.0250 |
| GRAND VITARA (II)(JT, TE, TD) _ 1.9, 2.0 5 doors | 5440165J00 | rear RH | 05- | 1810/1540 | 48.0249 |
| IGNIS | | | | | |
| IGNIS (I)(FH) _ all | 5440278F10-5440278F11 | rear LH | 00-05 | 1510/1295 | 48.0230 |
| IGNIS (I)(FH) _ all | 5440178F01-5440178F02-5440178F03-5441083E00 5441083E20-4700357-4705631-9203995-9209926 | rear RH | 00-05 | 1500/1295 | 33.0206.1 |
| IGNIS (II)(MH) _ all | 5442086G00 | rear LH | 03- | 1530/1285 | 48.0227 |
| IGNIS (II)(MH) _ all | 5441086G00 | rear RH | 03- | 1525/1275 | 48.0229 |
| JIMNY | | | | | |
| JIMNY (SN) _ all | 5442081A00-5442081A01-5442081A02 | rear LH | 98- | 1570/1370 | 48.0226 |
| JIMNY (SN) _ all | 5441081A00-5441081A01-5441081A02 | rear RH | 98- | 1590/1375 | 48.0225 |
| LIANA | | | | | |
| LIANA (ER, RH) _ all | 5440254G00 | rear LH | 01- | 1635/1420 | 48.0242 |
| LIANA (ER, RH) _ all | 5440154G00 | rear RH | 01- | 1585/1370 | 48.0241 |
| SAMURAI | | | | | |
| SAMURAI SANTANA _ all | 4504000000-4504100000 | rear LH-RH | 89-95 | 1340/1160 | 48.0204 |
| SAMURAI (SJ) _ 1.0, 1.3 | 5464070A00-54660A83310 | rear LH | 88-91 | 1030/785 | 48.0203 |
| SAMURAI (SJ) _ 1.0, 1.3 | 54640A70A00-5466083310 | rear RH | 88-91 | 1015/785 | 48.0202 |
| SAMURAI (SJ) _ 1.0, 1.3 long wheelbase | 54681A83600 | rear LH | 91-04 | 1315/1065 | 48.0214 |
| SAMURAI (SJ) _ 1.0, 1.3 long wheelbase | 54640A70A10 | rear RH | 91-04 | 1240/985 | 48.0213 |
| SAMURAI (SJ) _ 1.9 DS | 4509684C00 | rear LH | 98-04 | 1345/1165 | 48.0231 |
| SAMURAI (SJ) _ 1.9 DS short wheelbase | 4506800000-4506884C00 | rear RH | 98-04 | 1440/1260 | 48.0205 |
| SAMURAI (SJ) _ 1.9 DS long wheelbase | 4504800000-4504884C00 | rear RH | 98-04 | 1560/1380 | 48.0206 |

| application | OE reference | pos | year | length | code |
|--|---|------------|-------|-----------|------------------|
| SJ 410 | | | | | |
| SJ 410 (OS) _ all | 54640A80010-54640A80011 | rear | 81-91 | 1270/1060 | 48.0201 |
| SJ 413 | | | | | |
| SJ 413 (OS) _ all | 54640A80010-54640A80011 | rear | 84-90 | 1270/1060 | 48.0201 |
| SJ 413 (OS) _ all | 5464070A00-54660A83310 | rear LH | 84-90 | 1030/785 | 48.0203 |
| SJ 413 (OS) _ all | 4504000000-4504100000 | rear RH | 84-90 | 1340/1160 | 48.0204 |
| SPLASH | | | | | |
| SPLASH (EX) _ all | 5440251K00-5440251K01-4709864-522145 93195342-95516799 | rear LH | 08- | 1600/1370 | 33.0246.1 |
| SPLASH (EX) _ all | 5440151K00-5440151K01-4709863-522144 93195341-95516798 | rear RH | 08- | 1600/1370 | 33.0245.1 |
| SWIFT | | | | | |
| SWIFT (II)(E/MA)(AH/J) _ 1.0, 1.3 3 doors | 5440060B00 | rear LH-RH | 89-05 | 1375/1190 | 48.0210 |
| SWIFT (II)(E/MA)(AH/J) _ 1.0, 1.3 5 doors | 5440062B00-5440080E00 | rear LH-RH | 89-05 | 1435/1285 | 48.0211 |
| SWIFT (II)(E/MA)(AH/J) _ 1.3 GTI/4WD | 5440064B00 | rear LH-RH | 89-01 | 1325/1125 | 48.0212 |
| SWIFT (III)(M/EZ) _ 1.3, 1.5 | 5440262J00 | rear LH | 05- | 1625/1395 | 48.0244 |
| SWIFT (III)(M/EZ) _ 1.3, 1.5 | 5440162J00 | rear RH | 05- | 1625/1395 | 48.0243 |
| SWIFT (III)(M/EZ) _ 1.3, 1.5 exc. 4WD Japan | 5440263J00 | rear LH | 05- | 1610/1410 | 48.0254 |
| SWIFT (III)(M/EZ) _ 1.3, 1.5 exc. 4WD Japan | 5440163J00 | rear RH | 05- | 1610/1410 | 48.0253 |
| SWIFT (III)(M/EZ) _ 1.3 4WD Japan | 5440263J10 | rear LH | 05- | 1635/1400 | 48.0256 |
| SWIFT (III)(M/EZ) _ 1.3 4WD Japan | 5440163J10 | rear RH | 05- | 1635/1400 | 48.0255 |
| SWIFT (III)(M/EZ) _ 1.6 | 5440257K00 | rear LH | 06- | 1495/1310 | 48.0252 |
| SWIFT (III)(M/EZ) _ 1.6 | 5440157K00 | rear RH | 06- | 1495/1310 | 48.0251 |
| SWIFT (IV)(F/NZ) _ 1.2, 1.3 (drum brake) | 5440268L00-5440268L02 | rear LH | 10- | 1635/1395 | 48.0268 |
| SWIFT (IV)(F/NZ) _ 1.2, 1.3 (drum brake) | 5440168L00-5440168L02 | rear RH | 10- | 1635/1395 | 48.0269 |
| SWIFT (IV)(F/NZ) _ 1.2, 1.3 (disc brake) | 5440268L20-5440268L21 | rear LH | 10- | 1480/1300 | 48.0258 |
| SWIFT (IV)(F/NZ) _ 1.2, 1.3 (disc brake) | 5440168L20-5440168L21 | rear RH | 10- | 1480/1300 | 48.0257 |
| SX4 | | | | | |
| SX4 (E/GY) _ all (drum brake) | 5440279J00-71742845 | rear LH | 06- | 1800/1550 | 11.0213.2 |
| SX4 (E/GY) _ all (drum brake) | 5440179J00-71742844 | rear RH | 06- | 1800/1550 | 11.0212.2 |
| SX4 (E/GY) _ all (disc brake) | 5440255L10-71750425 | rear LH | 06- | 1635/1455 | 11.0269.2 |
| SX4 (E/GY) _ all (disc brake) | 5440155L10-71750424 | rear RH | 06- | 1635/1455 | 11.0268.2 |
| VITARA | | | | | |
| VITARA (ET, TA/D) _ all exc. 2.0 3 doors Girling brake system | 54420A60A00-54420A60A01-5442060A01 5442086CA0 | rear LH | 88-99 | 1345/1125 | 48.0209 |
| VITARA (ET, TA/D) _ all exc. 2.0 3 doors Girling brake system | 54410A60A00-54410A60A01-5441060A01 5441086CA0 | rear RH | 88-99 | 1400/1180 | 48.0208 |
| VITARA (ET, TA/D) _ all exc. 2.0 3 doors | 54420A60A60-5442060A60-5442060A20 | rear LH | 88-99 | 1335/1140 | 48.0218 |
| VITARA (ET, TA/D) _ all exc. 2.0 3 doors | 54410A60A60-5441060A60-5441060A20 | rear RH | 88-99 | 1390/1190 | 48.0217 |
| VITARA (ET, TA/D) _ all exc. 2.0 5 doors | 5442056B00-5442056B60 | rear LH | 88-99 | 1625/1390 | 48.0216 |
| VITARA (ET, TA/D) _ all exc. 2.0 5 doors | 5441056B00-5441056B60 | rear RH | 88-99 | 1680/1470 | 48.0215 |

BRAKE CABLES

Cavi freno a mano - Handbremsseile - Cables de frein - Mando freno



| application | OE reference | pos | year | length | code |
|---|---|---------|-------|--------------------|------------------|
| > VITARA | | | | | |
| VITARA (ET, TA/D) _ 2.0 | 5442077E00-5442078E00 | rear LH | 94-99 | 1655/1440 | 48.0263 |
| VITARA (ET, TA/D) _ 2.0 | 5441077E00-5441078E00 | rear RH | 94-99 | 1710/1500 | 48.0261 |
| X-90 | | | | | |
| X-90 (EL) _ all | 54420A60A60-5442060A60-5442060A20 | rear LH | 95-97 | 1335/1140 | 48.0218 |
| X-90 (EL) _ all | 54410A60A60-5441060A60-5441060A20 | rear RH | 95-97 | 1390/1190 | 48.0217 |
| WAGON R | | | | | |
| WAGON R (EM) _ all exc. 1.2 4WD | 5440075F00 | rear | 98-00 | 3180/1410 +1390 | 48.0239 |
| WAGON R (EM) _ 1.2 4WD | 5440075F10 | rear | 98-00 | 3185/1420 +1380 | 48.0240 |
| WAGON R (MM) _ all ch TSMMA53S0018000 <- | 5442083E20-5442083E30-5442083E00-4700358 4705532-9203996-9209928 | rear LH | 00-03 | 1510/1300 | 33.0205.1 |
| WAGON R (MM) _ all ch TSMMA53S0018000 <- | 5441083E00-5441083E20-5440178F01-5440178F02 5440178F03-4700357-4705631-9203995-9209926 | rear RH | 00-03 | 1500/1295 | 33.0206.1 |
| WAGON R (MM) _ all ch TSMMA53S0018001 -> | 5442084E00-4706689-9211156 | rear LH | 03- | 1530/1290 | 33.0208.1 |
| WAGON R (MM) _ all ch TSMMA53S0018001 -> | 5441084E00-4706688-9211155 | rear RH | 03- | 1520/1280 | 33.0214 |
| TALBOT | | | | | |
| 1000 SIMCA | | | | | |
| 1000 SIMCA _ all | 54783300-22264Y | rear | 61-78 | 2260/760 +760 | 51.0200 |
| 1100 SIMCA | | | | | |
| 1100 SIMCA _ all | 12981100-13216400-32050T | rear | 68-80 | 3000/605 +605 | 51.0206 |
| 1307-1510 SIMCA | | | | | |
| 1307-1308-1510 SIMCA _ all | 17090300-48096W | rear | 75-84 | 3230/660 +660 | 51.0203 |
| EXPRESS | | | | | |
| EXPRESS 1000-1500-1800 _ all short wheelbase | 474557-5966282 | front | 81-94 | 1890/1650 | 11.0298 |
| EXPRESS 1000-1500-1800 _ all long wheelbase | 474558-5970619 | front | 81-94 | 2630/2445 | 11.0299 |
| EXPRESS 1000-1500-1800 _ all | 483476-4450938-ZF4450938 | rear | 81-94 | 2565/705 +705 | 11.0246 |
| HORIZON | | | | | |
| HORIZON _ all | 52152860-57388G | rear | 78-86 | 3060/665 +665 | 51.0204 |
| RANCHO | | | | | |
| RANCHO _ all | 12981100-13216400-32050T | rear | 77-84 | 3000/605 +605 | 51.0206 |

| application | OE reference | pos | year | length | code |
|-------------|--------------|-----|------|--------|------|
|-------------|--------------|-----|------|--------|------|

SAMBA

| | | | | | |
|---------------------|-------------------|------------|-------|----------|----------------|
| SAMBA (51A/E) _ all | 97501753-97501780 | rear LH-RH | 81-87 | 1385/705 | 51.0205 |
|---------------------|-------------------|------------|-------|----------|----------------|

SOLARA

| | | | | | |
|--------------|-----------------|------|-------|------------------|----------------|
| SOLARA _ all | 17090300-48096W | rear | 80-86 | 3230/660 +660 | 51.0203 |
|--------------|-----------------|------|-------|------------------|----------------|

TOYOTA
AURIS

| | | | | | |
|---|------------|---------|-------|-----------|------------------|
| AURIS (E15_) _ all GB/Turkey | 4641002090 | front | 06-12 | 345 | 52.0246.2 |
| AURIS (E15_) _ all Japan | 4641012280 | front | 06-12 | 335 | 52.0223.2 |
| AURIS (E15_) _ all exc. 1.8 Hybrid, 2.2 D | 4643002121 | rear LH | 06-12 | 1890/1740 | 52.0240.2 |
| AURIS (E15_) _ all exc. 1.8 Hybrid, 2.2 D | 4642002121 | rear RH | 06-12 | 1920/1765 | 52.0241.2 |
| AURIS (E15_) _ 2.2 D | 4643002130 | rear LH | 06-12 | 1830/1665 | 52.0243.2 |
| AURIS (E15_) _ 2.2 D | 4642002130 | rear RH | 06-12 | 1840/1675 | 52.0242.2 |
| AURIS (E15_) _ 1.8 Hybrid | 4643012650 | rear LH | 10-12 | 1915/1765 | 52.0278.2 |
| AURIS (E15_) _ 1.8 Hybrid | 4642012770 | rear RH | 10-12 | 1895/1745 | 52.0279.2 |
| AURIS (E18_) _ all | 4641002140 | front | 12-18 | 305 | 52.0260.2 |
| AURIS (E180/1) _ all | 4643002121 | rear LH | 12-18 | 1890/1740 | 52.0240.2 |
| AURIS (E180/1) _ all | 4642002121 | rear RH | 12-18 | 1920/1765 | 52.0241.2 |
| AURIS (E185/6) _ all exc. 1.8 Hybrid | 4643002130 | rear LH | 12-18 | 1830/1665 | 52.0243.2 |
| AURIS (E185/6) _ all exc. 1.8 Hybrid | 4642002130 | rear RH | 12-18 | 1840/1675 | 52.0242.2 |
| AURIS (E18_) _ 1.8 Hybrid | 4643002270 | rear LH | 12-18 | 1795/1630 | 52.0280.2 |
| AURIS (E18_) _ 1.8 Hybrid | 4642002270 | rear RH | 12-18 | 1730/1570 | 52.0281.2 |

AVENSIS

| | | | | | |
|-----------------------------------|----------------------------------|---------|-------|-----------|------------------|
| AVENSIS (T22_) _ all | 4641005020 | front | 97-03 | 335 | 52.0217.1 |
| AVENSIS (T22_) _ all (drum brake) | 4643005020-4643020700 | rear LH | 97-03 | 1820/1525 | 52.0219.1 |
| AVENSIS (T22_) _ all (drum brake) | 4642005020-4642020590 | rear RH | 97-03 | 1790/1480 | 52.0218.1 |
| AVENSIS (T22_) _ all (disc brake) | 4643020600 | rear LH | 97-01 | 1805/1535 | 52.0271 |
| AVENSIS (T22_) _ all (disc brake) | 4642020480 | rear RH | 97-01 | 1755/1505 | 52.0272 |
| AVENSIS (T22_) _ all (disc brake) | 4643020640 | rear LH | 01-03 | 1860/1620 | 52.0258.1 |
| AVENSIS (T22_) _ all (disc brake) | 4642020520 | rear RH | 01-03 | 1820/1575 | 52.0257.1 |
| AVENSIS (T25_) _ all | 4641002070-4641005040-4641012270 | front | 03-08 | 400 | 52.0265.1 |
| AVENSIS (T25_) _ all | 4643005030-4643020680 | rear LH | 03-08 | 1770/1475 | 52.0209.2 |
| AVENSIS (T25_) _ all | 4642005030-4642020570 | rear RH | 03-08 | 1820/1535 | 52.0210.2 |

AVENSIS VERSO

| | | | | | |
|---------------------------|----------------------------------|---------|-------|-----------|------------------|
| AVENSIS VERSO (M2_) _ all | 4641044050-4641024010-4641032010 | front | 01-11 | 330 | 52.0259.1 |
| AVENSIS VERSO (M2_) _ all | 4643044040-4643044041 | rear LH | 01-05 | 1970/1755 | 52.0250.2 |
| AVENSIS VERSO (M2_) _ all | 4642044040-4642044041 | rear RH | 01-05 | 2040/1820 | 52.0251.2 |
| AVENSIS VERSO (M2_) _ all | 4643044050-4643044051 | rear LH | 05-11 | 2015/1800 | 52.0282.2 |
| AVENSIS VERSO (M2_) _ all | 4642044050-4642044051 | rear RH | 05-11 | 2000/1790 | 52.0283.2 |

BRAKE CABLES

Cavi freno a mano - Handbremsseile - Cables de frein - Mando freno



| application | OE reference | pos | year | length | code |
|-------------------------------------|---|---------|-------|-----------|------------------|
| AYGO | | | | | |
| AYGO (B1_) _ all | 464300H010-4745Y3 | rear LH | 05-14 | 1485/1245 | 07.0281 |
| | | | | | |
| AYGO (B1_) _ all | 464200H010-4745Y2 | rear RH | 05-14 | 1475/1235 | 07.0282 |
| | | | | | |
| AYGO (B4_) _ all | 464300H021-B000763880-B001018580 | rear LH | 14- | 1470/1250 | 07.0208.1 |
| AYGO (B4_) _ all | 464200H021-B000763780-B001018480 | rear RH | 14- | 1460/1240 | 07.0209.1 |
| CAMRY | | | | | |
| CAMRY (SV10/1) _ all | 4641024010-4641032010-4641044050 | front | 82-86 | 330 | 52.0259.1 |
| CAMRY (SV10/1) _ all | 4643039025 | rear LH | 82-86 | 1535/1150 | 52.0243 |
| CAMRY (SV10/1) _ all | 4642039015-4642039016-4643029015-4643029016 | rear RH | 82-86 | 1570/1180 | 52.0250 |
| CAMRY (SV20/1) _ all | 4641024010-4641032010-4641044050 | front | 86-93 | 330 | 52.0259.1 |
| CAMRY (SV20/1) _ all exc. SW NO ABS | 4643039045 | rear LH | 86-93 | 1670/1330 | 52.0265 |
| CAMRY (SV20/1) _ all exc. SW NO ABS | 4642039045 | rear RH | 86-93 | 1705/1365 | 52.0266 |
| CAMRY (SV20/1) _ all exc. SW ABS | 4643039055 | rear LH | 86-93 | 1640/1325 | 52.0288 |
| CAMRY (SV20/1) _ all exc. SW ABS | 4642039055 | rear RH | 86-93 | 1675/1360 | 52.0289 |
| CAMRY (SV20/1) SW _ all | 4643039065 | rear LH | 86-91 | 1675/1310 | 52.0202.1 |
| CAMRY (SV20/1) SW _ all | 4642039065 | rear RH | 86-91 | 1715/1350 | 52.0203.1 |
| CAMRY (SDV10, SXV10) _ all NO ABS | 4643033010 | rear LH | 91-97 | 1750/1435 | 52.0204.1 |
| CAMRY (SDV10, SXV10) _ all NO ABS | 4642033010 | rear RH | 91-97 | 1765/1450 | 52.0205.1 |
| CAMRY (SXV10, VCV10) _ all ABS | 4643033040-4643033041 | rear LH | 91-97 | 1710/1430 | 52.0290 |
| CAMRY (SXV10, VCV10) _ all ABS | 4642033040-4642033041 | rear RH | 91-97 | 1735/1490 | 52.0299 |
| CAMRY (SXV20, MCV20) _ all | 4641012190-4641033070 | front | 96-02 | 355 | 52.0286.1 |
| CAMRY (SXV20, MCV20) _ all | 4643033060 | rear LH | 96-02 | 1785/1470 | 52.0285.1 |
| CAMRY (SXV20, MCV20) _ all | 4642033060 | rear RH | 96-02 | 1810/1495 | 52.0211.1 |
| CAMRY (A/MCV30) _ all | 4641033120 | front | 01-06 | 2055/1710 | 52.0290.1 |
| CAMRY (A/MCV30) _ all | 4643033100 | rear LH | 01-06 | 1630/1440 | 52.0260.1 |
| CAMRY (A/MCV30) _ all | 4642033100 | rear RH | 01-06 | 1630/1440 | 52.0261.1 |

| application | OE reference | pos | year | length | code |
|-------------------------------------|--|------------|-------|-----------|------------------|
| CARINA | | | | | |
| CARINA (II)(T15/7) _ all | 4641002040-4641010030-4641012070-4641012160 4641012210-4641012250-4641020210-4641020230 4641020300 | front | 83-89 | 290 | 52.0208 |
| CARINA (II)(T15) _ all | 4642039015-4642039016-4643029015-4643029016 | rear LH-RH | 83-88 | 1570/1180 | 52.0250 |
| CARINA (II)(T17) _ all (drum brake) | 4643029045 | rear LH | 87-92 | 1625/1305 | 52.0254 |
| CARINA (II)(T17) _ all (drum brake) | 4642029035 | rear RH | 87-92 | 1655/1340 | 52.0255 |
| CARINA (II)(T17) _ all (disc brake) | 4643029055 | rear LH | 87-92 | 1605/1320 | 52.0256 |
| CARINA (II)(T17) _ all (disc brake) | 4642029045 | rear RH | 87-92 | 1640/1355 | 52.0257 |
| CARINA E (T19_) _ all | 4641020380-4641012120000 | front | 92-97 | 345 | 52.0262.1 |
| CARINA E (T19_) _ all | 4643020361 | rear LH | 92-97 | 1780/1490 | 52.0293 |
| CARINA E (T19_) _ all | 4642020351 | rear RH | 92-97 | 1725/1435 | 52.0294 |
| CARINA E (ST191) _ 2.0 GTi | 4643020450 | rear LH | 92-97 | 1760/1510 | 52.0237.2 |
| CARINA E (ST191) _ 2.0 GTi | 4642020360 | rear RH | 92-97 | 1710/1460 | 52.0236.2 |
| CELICA | | | | | |
| CELICA (T16_) _ all | 4641002040-4641010030-4641012070-4641012160 4641012210-4641012250-4641020210-4641020230 4641020300 | front | 85-89 | 290 | 52.0208 |
| CELICA (AT160) _ 1.6 | 4643029025 | rear LH | 85-89 | 1575/1195 | 52.0295 |
| CELICA (AT160) _ 1.6 | 4642029015 | rear RH | 85-89 | 1585/1200 | 52.0296 |
| CELICA (ST162) _ 2.0 | 4643029035 | rear LH | 85-89 | 1560/1210 | 52.0213.1 |
| CELICA (ST162) _ 2.0 | 4642029025 | rear RH | 85-89 | 1565/1215 | 52.0297 |
| CELICA (T20_) _ all | 4641012150-4641020420 | front | 93-99 | 310 | 52.0208.1 |
| CELICA (T20_) _ all exc. 4WD | 4643020520 | rear LH | 93-99 | 1660/1410 | 52.0286 |
| CELICA (T20_) _ all exc. 4WD | 4642020440 | rear RH | 93-99 | 1620/1370 | 52.0287 |
| CELICA (ST205) _ 2.0 i TURBO 4WD | 4643020500 | rear LH | 94-99 | 1505/1260 | 52.0266.2 |
| CELICA (ST205) _ 2.0 i TURBO 4WD | 4642020420 | rear RH | 94-99 | 1540/1290 | 52.0265.2 |
| CELICA (ZZT23_) _ all | 4641020450 | front | 99-05 | 385 | 52.0263.1 |
| CELICA (ZZT23_) _ all | 4643020580 | rear LH | 99-05 | 1665/1455 | 52.0279.1 |
| CELICA (ZZT23_) _ all | 4642020460 | rear RH | 99-05 | 1700/1490 | 52.0280.1 |
| COROLLA | | | | | |
| COROLLA (E8_)(E9_) _ all | 4641002040-4641010030-4641012070-4641012160 4641012210-4641012250-4641020210-4641020230 4641020300 | front | 83-95 | 290 | 52.0208 |
| COROLLA (AE92/5) _ all 4WD | 4641012190-4641033070 | front | 87-95 | 355 | 52.0286.1 |
| COROLLA (E8_) _ all | 4643012210-4642012310 | rear LH-RH | 83-89 | 1475/1160 | 52.0219 |
| COROLLA (E9_) _ all exc. GTi/4WD | 4643012240 | rear LH | 87-93 | 1565/1245 | 52.0245 |
| COROLLA (E9_) _ all exc. GTi/4WD | 4642012340 | rear RH | 87-93 | 1555/1240 | 52.0246 |
| COROLLA (AE92) _ 1.6 GTi | 4643012260 | rear LH | 87-94 | 1440/1180 | 52.0209.1 |
| COROLLA (AE92) _ 1.6 GTi | 4642012360 | rear RH | 87-94 | 1425/1170 | 52.0210.1 |
| COROLLA (AE92/5) _ all 4WD | 4643012271-4643012281 | rear LH | 87-95 | 1445/880 | 52.0243.1 |
| COROLLA (AE92/5) _ all 4WD | 4642012200-4642012371 | rear RH | 87-95 | 1465/795 | 52.0244.1 |

BRAKE CABLES

Cavi freno a mano - Handbremsseile - Cables de frein - Mando freno



| application | OE reference | pos | year | length | code |
|--|--|---------|-------|-----------|------------------|
| > COROLLA | | | | | |
| COROLLA (E10_)(E11_)_all | 4641002040-4641010030-4641012070-4641012160 4641012210-4641012250-4641020210-4641020230 4641020300 | front | 92-02 | 290 | 52.0208 |
| COROLLA (E10_)_all (drum brake) COROLLA (E11_)_all (drum brake) | 4643002030-4643002040-4643012300 | rear LH | 92-02 | 1580/1280 | 52.0206.1 |
| COROLLA (E10_)_all (drum brake) COROLLA (E11_)_all (drum brake) | 4642002030-4642002040-4642012400 | rear RH | 92-02 | 1600/1295 | 52.0207.1 |
| COROLLA (E11_)_ 1.4, 1.6 (drum brake) | 4643002050-4643012590 | rear LH | 98-02 | 1580/1275 | 52.0226.2 |
| COROLLA (E11_)_ 1.4, 1.6 (drum brake) | 4642002050-4642012710 | rear RH | 98-02 | 1585/1275 | 52.0227.2 |
| COROLLA (E10_)_all (disc brake) COROLLA (E11_)_all (disc brake) | 4643012290-4643012370 | rear LH | 92-02 | 1450/1215 | 52.0287.1 |
| COROLLA (E10_)_all (disc brake) COROLLA (E11_)_all (disc brake) | 4642012390-4642012470 | rear RH | 92-02 | 1455/1220 | 52.0288.1 |
| COROLLA (E10_)(E11_)_ 1.8 4WD | 4643012380 | rear LH | 95-01 | 1535/1260 | 52.0267.1 |
| COROLLA (E10_)(E11_)_ 1.8 4WD | 4642012480 | rear RH | 95-01 | 1555/1270 | 52.0266.1 |
| COROLLA (E12_)_all | 4641002070-4641005040-4641012270 | front | 01-07 | 400 | 52.0265.1 |
| COROLLA (E12_)_all | 4643002090-4643002110-4643002111-4643012440 4643012441 | rear LH | 01-07 | 1640/1405 | 52.0213.2 |
| | | | | | |
| COROLLA (E12_)_all | 4642002090-4642002110-4642002111-4642012540 4642012541 | rear RH | 01-07 | 1695/1470 | 52.0214.2 |
| COROLLA (ZZE12_)_all | 4643012400 | rear LH | 01-08 | 1615/1405 | 52.0291.1 |
| COROLLA (ZZE12_)_all | 4642012490 | rear RH | 01-08 | 1690/1480 | 52.0292.1 |
| COROLLA (E15_)_all GB/Turkey | 4641002090 | front | 06-12 | 345 | 52.0246.2 |
| COROLLA (E15_)_all Japan | 4641012280 | front | 06-12 | 335 | 52.0223.2 |
| COROLLA (E15_)_all exc. 1.8 Hybrid, 2.2 D | 4643012470-4643012580-4643012610-4643012700 | rear LH | 06-12 | 1890/1740 | 52.0261.2 |
| COROLLA (E15_)_all exc. 1.8 Hybrid, 2.2 D | 4642012590-4642012700-4642012720-4642012810 | rear RH | 06-12 | 1920/1765 | 52.0262.2 |
| COROLLA (E15_)_ 2.0 D-4D | 4643012620 | rear LH | 06-07 | 1895/1740 | 52.0263.2 |
| COROLLA (E15_)_ 2.0 D-4D | 4642012730 | rear RH | 06-07 | 1920/1765 | 52.0264.2 |
| COROLLA (E15_)_ 2.0 D-4D | 4643012470-4643012580-4643012610-4643012700 | rear LH | 07-12 | 1890/1740 | 52.0261.2 |
| COROLLA (E15_)_ 2.0 D-4D | 4642012590-4642012700-4642012720-4642012810 | rear RH | 07-12 | 1920/1765 | 52.0262.2 |
| COROLLA (E15_)_ 2.2 D | 4643002130 | rear LH | 06-12 | 1830/1665 | 52.0243.2 |
| COROLLA (E15_)_ 2.2 D | 4642002130 | rear RH | 06-12 | 1840/1675 | 52.0242.2 |
| COROLLA (E15_)_ 1.8 Hybrid | 4643012650 | rear LH | 10-12 | 1915/1765 | 52.0278.2 |
| COROLLA (E15_)_ 1.8 Hybrid | 4642012770 | rear RH | 10-12 | 1895/1745 | 52.0279.2 |
| COROLLA (E18_)_all | 4641002140 | front | 12-18 | 305 | 52.0260.2 |
| COROLLA (E180/1)_all | 4643002121 | rear LH | 12-18 | 1890/1740 | 52.0240.2 |
| COROLLA (E180/1)_all | 4642002121 | rear RH | 12-18 | 1920/1765 | 52.0241.2 |
| COROLLA (E185/6)_all exc. 1.8 Hybrid | 4643002130 | rear LH | 12-18 | 1830/1665 | 52.0243.2 |
| COROLLA (E185/6)_all exc. 1.8 Hybrid | 4642002130 | rear RH | 12-18 | 1840/1675 | 52.0242.2 |
| COROLLA (E18_)_ 1.8 Hybrid | 4643002270 | rear LH | 12-18 | 1795/1630 | 52.0280.2 |
| COROLLA (E18_)_ 1.8 Hybrid | 4642002270 | rear RH | 12-18 | 1730/1570 | 52.0281.2 |

| application | OE reference | pos | year | length | code |
|--|---|------------|-------|-----------|------------------|
| COROLLA VERSO | | | | | |
| COROLLA VERSO (E12_) _ all | 4641042040 | front | 01-04 | 410 | 52.0232.1 |
| COROLLA VERSO (E12_) _ all | 4643012400 | rear LH | 01-04 | 1615/1405 | 52.0291.1 |
| COROLLA VERSO (E12_) _ all | 4642012490 | rear RH | 01-04 | 1690/1480 | 52.0292.1 |
| COROLLA VERSO (ZER_,ZZE12_, R1_) _ all | 464100F010-4641017050 | front | 04-09 | 275 | 52.0268.1 |
| COROLLA VERSO (ZER_,ZZE12_, R1_) _ all | 464300F010 | rear LH | 04-09 | 1930/1720 | 52.0248.2 |
| COROLLA VERSO (ZER_,ZZE12_, R1_) _ all | 464200F010 | rear RH | 04-09 | 1985/1770 | 52.0247.2 |
| MR2 | | | | | |
| MR2 (II)(SW2) _ all | 4641017040 | front | 90-00 | 610/400 | 52.0299.1 |
| MR2 (II)(SW2) _ all ch 0059266 <- | 4642017050-4642017060-4643017050-4643017060 | rear LH-RH | 90-91 | 1635/645 | 52.0288.2 |
| MR2 (II)(SW2) _ all ch 0059267 -> | 4642017070-4643017070 | rear LH-RH | 91-00 | 1620/635 | 52.0298.1 |
| MR2 (III)(ZZW3) _ all | 4641017050-464100F010 | front | 99-07 | 275 | 52.0268.1 |
| MR2 (III)(ZZW3) _ all | 4643017090-4643017091 | rear LH | 99-02 | 1575/1440 | 52.0215.2 |
| MR2 (III)(ZZW3) _ all | 4642017090-4642017091 | rear RH | 99-02 | 1585/1450 | 52.0216.2 |
| MR2 (III)(ZZW3) _ all | 4643017100 | rear LH | 02-07 | 1600/1460 | 52.0289.2 |
| MR2 (III)(ZZW3) _ all | 4642017100 | rear RH | 02-07 | 1610/1470 | 52.0290.2 |
| PICNIC | | | | | |
| PICNIC (XM1) _ all | 4641044010-4641044020 | front | 96-01 | 795/425 | 52.0200.2 |
| PICNIC (XM1) _ all | 4643044010 | rear LH | 96-01 | 1390/975 | 52.0250.1 |
| PICNIC (XM1) _ all | 4642044010 | rear RH | 96-01 | 1305/895 | 52.0249.1 |
| PREVIA | | | | | |
| PREVIA (R1/2_) _ all | 4641028100-4641028110 | front | 90-00 | 1510/330 | 52.0226.1 |
| PREVIA (R1/2_) _ all | 4643028200 | rear LH | 90-00 | 955/750 | 52.0228.1 |
| PREVIA (R1/2_) _ all | 4642028200-4642028240 | rear RH | 90-00 | 1205/1020 | 52.0227.1 |
| PREVIA (R3_) _ all | 4641028240 | front | 00-06 | 1090/780 | 52.0277.2 |
| PREVIA (R3_) _ all | 4643028390-4643028391 | rear LH | 00-06 | 1275/1055 | 52.0252.2 |
| PREVIA (R3_) _ all | 4642028440-4642028441 | rear RH | 00-06 | 2025/1810 | 52.0253.2 |
| PRIUS | | | | | |
| PRIUS (w1_) _ all | 4643047040 | rear LH | 00-03 | 1605/1405 | 52.0292.2 |
| PRIUS (w1_) _ all | 4642047040 | rear RH | 00-03 | 1645/1450 | 52.0293.2 |
| PRIUS (w2_) _ all | 4643047060 | rear LH | 03-09 | 1775/1495 | 52.0228.2 |
| PRIUS (w2_) _ all | 4642047060 | rear RH | 03-09 | 1715/1455 | 52.0229.2 |
| PRIUS (w3_) _ all | 4643047080 | rear LH | 08- | 2035/1860 | 52.0294.2 |
| PRIUS (w3_) _ all | 4642047080 | rear RH | 08- | 2015/1845 | 52.0295.2 |

BRAKE CABLES

Cavi freno a mano - Handbremsseile - Cables de frein - Mando freno



| application | OE reference | pos | year | length | code |
|--|-----------------------|---------|-------|-----------|------------------|
| RAV 4 | | | | | |
| RAV 4 (I)(A1_) _ all | 4641042010 | front | 94-00 | 260 | 52.0272.1 |
| RAV 4 (I)(A1_) _ all 3 doors | 4643042010 | rear LH | 94-00 | 1345/1070 | 52.0216.1 |
| RAV 4 (I)(A1_) _ all 3 doors | 4642042010 | rear RH | 94-00 | 1335/1060 | 52.0215.1 |
| RAV 4 (I)(A1_) _ all 5 doors | 4643042020 | rear LH | 94-00 | 1545/1255 | 52.0204.2 |
| RAV 4 (I)(A1_) _ all 5 doors | 4642042020 | rear RH | 94-00 | 1540/1255 | 52.0203.2 |
| RAV 4 (II)(A2_) _ all | 4641042040 | front | 00-05 | 410 | 52.0232.1 |
| RAV 4 (II)(A20/5) _ all (drum brake) 3 doors | 4643042100 | rear LH | 00-05 | 1310/1025 | 52.0202.2 |
| RAV 4 (II)(A20/5) _ all (drum brake) 3 doors | 4642042100 | rear RH | 00-05 | 1310/1025 | 52.0201.2 |
| RAV 4 (II)(A21/6) _ all (drum brake) 5 doors | 4643042090 | rear LH | 00-05 | 1460/1175 | 52.0206.2 |
| RAV 4 (II)(A21/6) _ all (drum brake) 5 doors | 4642042090 | rear RH | 00-05 | 1460/1175 | 52.0205.2 |
| RAV 4 (II)(A20/5) _ all (disc brake) 3 doors | 4643042080 | rear LH | 00-05 | 1275/1030 | 52.0234.2 |
| RAV 4 (II)(A20/5) _ all (disc brake) 3 doors | 4642042080 | rear RH | 00-05 | 1275/1030 | 52.0235.2 |
| RAV 4 (II)(A21/6) _ all (disc brake) 5 doors | 4643042070 | rear LH | 00-05 | 1425/1180 | 52.0207.2 |
| RAV 4 (II)(A21/6) _ all (disc brake) 5 doors | 4642042070 | rear RH | 00-05 | 1425/1180 | 52.0208.2 |
| RAV 4 (III)(IV)(A3_)(A4_) _ all | 4641042050-4641042051 | front | 05- | 320 | 52.0249.2 |
| RAV 4 (III)(A3_) _ 2.0, 2.2 | 4643042120-4643042140 | rear LH | 05-09 | 1880/1665 | 52.0268.2 |
| RAV 4 (III)(A3_) _ 2.0, 2.2 | 4642042120-4642042140 | rear RH | 05-09 | 1840/1625 | 52.0267.2 |
| RAV 4 (III)(A3_) _ 2.0, 2.2 | 4643042141-4643042142 | rear LH | 09-13 | 1905/1695 | 52.0270.2 |
| RAV 4 (III)(A3_) _ 2.0, 2.2 | 4642042141-4642042142 | rear RH | 09-13 | 1855/1640 | 52.0269.2 |
| RAV 4 (IV)(A4_) _ 2.0, 2.2, 2.5 | 4643042132 | rear LH | 12- | 2005/1795 | 52.0272.2 |
| RAV 4 (IV)(A4_) _ 2.0, 2.2, 2.5 | 4642042132 | rear RH | 12- | 1955/1740 | 52.0271.2 |
| STARLET | | | | | |
| STARLET (P9_) _ all | 4641042010 | front | 96-99 | 260 | 52.0272.1 |
| STARLET (P9_) _ all | 4643018030 | rear LH | 96-99 | 1500/1220 | 52.0273.1 |
| STARLET (P9_) _ all | 4642018030 | rear RH | 96-99 | 1520/1205 | 52.0274.1 |
| URBAN CRUISER | | | | | |
| URBAN CRUISER (P1_) _ all | 4643052160-4643052161 | rear LH | 09-16 | 1620/1430 | 52.0238.2 |
| URBAN CRUISER (P1_) _ all | 4642052160-4642052161 | rear RH | 09-16 | 1665/1475 | 52.0239.2 |
| VERSO | | | | | |
| VERSO (R2_) _ all | 464300F020 | rear LH | 09- | 1910/1735 | 52.0255.2 |
| VERSO (R2_) _ all | 464200F020 | rear RH | 09- | 1965/1790 | 52.0254.2 |

| application | OE reference | pos | year | length | code |
|-------------|--------------|-----|------|--------|------|
|-------------|--------------|-----|------|--------|------|

VERSO S

| | | | | | |
|-----------------------------------|------------|---------|-------|-----------|------------------|
| VERSO S (P12_) _ all (drum brake) | 4643052250 | rear LH | 10-16 | 1655/1430 | 52.0276.2 |
| | | | | | |
| VERSO S (P12_) _ all (drum brake) | 4642052330 | rear RH | 10-16 | 1700/1475 | 52.0275.2 |
| | | | | | |
| VERSO S (P12_) _ all (disc brake) | 4643052330 | rear LH | 10-16 | 1695/1515 | 52.0274.2 |
| VERSO S (P12_) _ all (disc brake) | 4642052340 | rear RH | 10-16 | 1740/1560 | 52.0273.2 |

YARIS

| | | | | | |
|---|-----------------------|---------|-------|-----------|------------------|
| YARIS (P1_) _ all (drum brake) | 464300D010 | rear LH | 99-05 | 1575/1380 | 52.0276.1 |
| YARIS (P1_) _ all (drum brake) | 464200D010 | rear RH | 99-05 | 1550/1350 | 52.0275.1 |
| YARIS (P1_) _ all (drum brake) Japan | 4643052010 | rear LH | 99-05 | 1545/1390 | 52.0221.1 |
| YARIS (P1_) _ all (drum brake) Japan | 4642052010 | rear RH | 99-05 | 1505/1345 | 52.0220.1 |
| YARIS (P1_) _ all (disc brake) | 4643052080 | rear LH | 99-05 | 1520/1390 | 52.0254.1 |
| YARIS (P1_) _ all (disc brake) | 4642052080 | rear RH | 99-05 | 1475/1345 | 52.0255.1 |
| YARIS (P9_) _ all (drum brake) | 464300D050 | rear LH | 05-12 | 1555/1325 | 52.0284.1 |
| YARIS (P9_) _ all (drum brake) | 464200D050 | rear RH | 05-12 | 1600/1365 | 52.0283.1 |
| YARIS (P9_) BERLINA _ 1.3 (drum brake) | 4643052210 | rear LH | 07-12 | 1650/1440 | 52.0296.2 |
| YARIS (P9_) BERLINA _ 1.3 (drum brake) | 4642052210 | rear RH | 07-12 | 1690/1485 | 52.0297.2 |
| YARIS (P9_) _ 1.0 (drum brake) Japan | 4643052150-4643052151 | rear LH | 05-11 | 1560/1350 | 52.0245.2 |
| YARIS (P9_) _ 1.0 (drum brake) Japan | 4642052150-4642052151 | rear RH | 05-11 | 1600/1395 | 52.0244.2 |
| YARIS (P9_) _ all (disc brake) | 464300D060 | rear LH | 05-12 | 1635/1470 | 52.0282.1 |
| YARIS (P9_) _ all (disc brake) | 464200D060 | rear RH | 05-12 | 1680/1515 | 52.0281.1 |
| YARIS (P9_) _ 1.0 (disc brake) Japan YARIS (ZSP90) _ 1.8 VVTi (disc brake) | 4643052160-4643052161 | rear LH | 05-11 | 1620/1430 | 52.0238.2 |
| YARIS (P9_) _ 1.0 (disc brake) Japan YARIS (ZSP90) _ 1.8 VVTi (disc brake) | 4642052160-4642052161 | rear RH | 05-11 | 1665/1475 | 52.0239.2 |
| YARIS (P13_) _ all (drum brake) | 464300D200 | rear LH | 11- | 1615/1370 | 52.0259.2 |
| YARIS (P13_) _ all (drum brake) | 464200D200 | rear RH | 11- | 1690/1445 | 52.0258.2 |
| YARIS (P13_) _ all (disc brake) | 464300D210 | rear LH | 11- | 1705/1525 | 52.0257.2 |
| YARIS (P13_) _ all (disc brake) | 464200D210 | rear RH | 11- | 1775/1595 | 52.0256.2 |

YARIS VERSO

| | | | | | |
|--------------------------------------|------------|---------|-------|-----------|------------------|
| YARIS VERSO (P2_) _ all (drum brake) | 4643052050 | rear LH | 99-05 | 1685/1535 | 52.0240.1 |
| YARIS VERSO (P2_) _ all (drum brake) | 4642052050 | rear RH | 99-05 | 1625/1475 | 52.0241.1 |
| YARIS VERSO (P2_) _ all (disc brake) | 4643052070 | rear LH | 99-05 | 1660/1530 | 52.0278.1 |
| YARIS VERSO (P2_) _ all (disc brake) | 4642052070 | rear RH | 99-05 | 1600/1465 | 52.0277.1 |

BRAKE CABLES

Cavi freno a mano - Handbremsseile - Cables de frein - Mando freno



| application | OE reference | pos | year | length | code |
|-------------|--------------|-----|------|--------|------|
|-------------|--------------|-----|------|--------|------|

TOYOTA commercial vehicles

HIACE

| | | | | | |
|---|-----------------------|---------|-------|-------------------|------------------|
| HIACE (III) _ all short wheelbase | 4642026310 | rear | 89-95 | 2280/1280 +470 | 52.0269 |
| HIACE (III) _ all long wheelbase | 4642026320 | rear | 89-95 | 2535/1540 +470 | 52.0270 |
| HIACE (IV)(H1/2) _ all | 4641026450 | front | 95-96 | 1215/835 | 52.0269.1 |
| HIACE (IV)(H1/2) _ all | 4641026451 | front | 96- | 1215/835 | 52.0217.2 |
| HIACE (IV)(H1) _ all short wheelbase | 4643026260 | rear LH | 95-99 | 1545/1235 | 52.0295.1 |
| HIACE (IV)(H1) _ all short wheelbase | 4643026270-4643026271 | rear LH | 99- | 1560/1245 | 52.0230.2 |
| HIACE (IV)(H1) _ all short wheelbase | 4642026410-4642026420 | rear RH | 95- | 1370/1030 | 52.0296.1 |
| HIACE (IV)(H1) _ all long wheelbase HIACE (IV)(H2) _ all | 4643026360-4643026361 | rear LH | 95- | 1990/1320 | 52.0231.2 |
| HIACE (IV)(H1) _ all long wheelbase HIACE (IV)(H2) _ all | 4642026510 | rear RH | 95- | 1730/1450 | 52.0232.2 |

HILUX

| | | | | | |
|--------------------------------------|----------------------------------|---------|-------|-----------|------------------|
| HILUX PICK-UP (IV)(YN5, LN5/6) _ all | 4641026111-4641035151-4641035230 | front | 83-88 | 1210/820 | 52.0260 |
| HILUX PICK-UP (IV)(YN5, LN5/6) _ all | 4643035200 | rear LH | 83-88 | 1940/1100 | 52.0276 |
| HILUX PICK-UP (IV)(YN5, LN5/6) _ all | 4642035230 | rear RH | 83-88 | 1950/1200 | 52.0275 |
| HILUX PICK-UP (V)(YN/LN51) _ all | 4643005735 | rear LH | 88-97 | 1730/1045 | 52.0279 |
| HILUX PICK-UP (V)(YN/LN51) _ all | 4642005735 | rear RH | 88-97 | 1730/945 | 52.0278 |
| HILUX PICK-UP (V)(YN/LN85/6) _ all | 4641035500 | front | 88-97 | 1180/770 | 52.0220.2 |
| HILUX PICK-UP (V)(YN/LN85/6) _ all | 4643035450 | rear LH | 88-97 | 1950/1040 | 52.0221.2 |
| HILUX PICK-UP (V)(YN/LN85/6) _ all | 4642035590 | rear RH | 88-97 | 1955/1135 | 52.0222.2 |
| HILUX PICK-UP (VI)(N1) _ all 2WD | 4641035860 | front | 97- | 1245/810 | 52.0289.1 |
| HILUX PICK-UP (VI)(N1) _ all 2WD | 4643035490 | rear LH | 97- | 2030/1250 | 52.0218.2 |
| HILUX PICK-UP (VI)(N1) _ all 2WD | 4642035640 | rear RH | 97- | 2015/1275 | 52.0219.2 |


VOLKSWAGEN

AMAROK

| | | | | | |
|--------------|---|------------|-----|-----------|------------------|
| AMAROK _ all | 2H0609721A-2H0609721B-2H0609721C 2H0609721D-2H6609721A | rear LH-RH | 10- | 1595/1290 | 55.0217.1 |
|--------------|---|------------|-----|-----------|------------------|

BEETLE / KAFER

| | | | | | |
|------------------------|-----------------------|------------|-----|----------|----------------|
| 1200 | 113609721F | rear LH-RH | -64 | 1750/515 | 55.0200 |
| 1200, 1300 | 113609721K-113609721L | rear LH-RH | -67 | 1780/530 | 55.0203 |
| 1200, 1300 | 113609721M | rear LH-RH | 67- | 1775/500 | 55.0204 |
| 1302 | 113609721J | rear LH-RH | -72 | 1835/535 | 55.0205 |
| 1200, 1300, 1302, 1303 | 133609721-133609721A | rear LH-RH | 72- | 1765/530 | 55.0207 |
| 1500, 1600 TYPE III | 311609721C | rear LH-RH | 66- | 1790/660 | 55.0208 |

| application | OE reference | pos | year | length | code |
|--|--|------------|-------|-----------|------------------|
| NEW BEETLE | | | | | |
| NEW BEETLE (9C1, 1C1, 1Y7) _ all ch 9CY607008 / 1CY414262 <- | 1J0609721E | rear LH-RH | 98-10 | 1695/1055 | 55.0262 |
| NEW BEETLE (9C1, 1C1, 1Y7) _ all ch 9CY607009 / 1CY414263 -> | 1J0609721-1J0609721K-1J0609721AC-1J0609721AD 1J0609721AP-1J0609721AQ-1J0609721T | rear LH-RH | 98-10 | 1690/1065 | 55.0261 |
|  | | | | | |
| NEW BEETLE (9C1, 1C1) _ all RSI/4MOTION | 1J0609721AR-1J0609721L-1J0609721R | rear LH-RH | 98-10 | 1720/1090 | 03.0236 |
| BEETLE | | | | | |
| BEETLE (5C1/2) _ all PR0N9 | 5C0609721AD | rear RH | 11-12 | 1490/805 | 55.0242.1 |
| BEETLE (5C1/2) _ all PR0N9 | 5C0609721AM-5C0609721AN-5C0609721BA | rear LH-RH | 11- | 1480/810 | 55.0240.1 |
| BEETLE (5C1/2) _ all PR0N4 BEETLE CABRIOLET (5C7/8) _ all | 5C0609721J | rear RH | 11-12 | 1485/825 | 55.0241.1 |
| BEETLE (5C1/2) _ all PR0N4 BEETLE CABRIOLET (5C7/8) _ all | 5C0609721AH-5C0609721AJ-5C0609721BB | rear LH-RH | 11- | 1495/830 | 55.0228.1 |
| BORA | | | | | |
| BORA (1J2/6, 9M2) _ all ch 1JY238580 <- | 1J0609721E | rear LH-RH | 98-99 | 1695/1055 | 55.0262 |
| BORA (1J2/6, 9M2) _ all ch 1JY238581 -> | 1J0609721-1J0609721K-1J0609721AC-1J0609721AD 1J0609721AP-1J0609721AQ-1J0609721T | rear LH-RH | 99-13 | 1690/1065 | 55.0261 |
| BORA (1J2/6, 9M2) _ all 4MOTION | 1J0609721AR-1J0609721L-1J0609721R | rear LH-RH | 98-10 | 1720/1090 | 03.0236 |
| CORRADO | | | | | |
| CORRADO (35i) _ all | 1H0609721A-1HM609721A-535609721A | rear LH-RH | 88-95 | 1615/1095 | 55.0249 |
| EOS | | | | | |
| EOS (1F7/8) _ all | 1K0609721AA-1K0609721AT-1K0609721BB 1K0609721T | rear LH-RH | 06-15 | 1440/805 | 55.0293 |
| FOX | | | | | |
| FOX (5Z_) _ all | 6Q0609721D-6Q0609721J-6Q0609721N | rear LH-RH | 03-14 | 1580/930 | 55.0298 |
| GOLF | | | | | |
| GOLF (I)(17) _ all ch 1753025867 <- | 171609721 | rear LH-RH | 74-75 | 1725/480 | 55.0211 |
| GOLF (I)(17, 155) _ all ch 1753025868 -> | 171609721B-171609721C-175609721 | rear LH-RH | 75-84 | 1690/1020 | 55.0212 |
| GOLF (II)(19E, 1G1) _ all (drum brake) exc. SYNCRO | 191609721 | rear LH-RH | 83-88 | 1745/1085 | 55.0214 |
| GOLF (II)(19E, 1G1) _ all (drum brake) exc. SYNCRO | 191609721E | rear LH-RH | 88-92 | 1525/1080 | 55.0243 |
| GOLF (II)(19E, 1G1) _ all (drum brake) SYNCRO | 191609721C | rear LH-RH | 86-91 | 1565/1075 | 55.0274 |
| GOLF (II)(19E, 1G1) _ 1.8 (disc brake) exc. SYNCRO | 191609721A | rear LH-RH | 83-87 | 1800/1180 | 55.0213 |
| GOLF (II)(19E, 1G1) _ 1.8 (disc brake) exc. SYNCRO | 191609721D | rear LH-RH | 87-90 | 1835/1220 | 55.0236 |
| GOLF (II)(19E, 1G1) _ 1.8 (disc brake) exc. SYNCRO | 191609721F-1L0609721A-1L0609721B | rear LH-RH | 90-91 | 1620/1220 | 55.0247 |
| GOLF (II)(19E, 1G1) _ 1.8 (disc brake) SYNCRO | 191609721H-191609721K | rear LH-RH | 86-91 | 1660/1190 | 55.0278 |

BRAKE CABLES


Cavi freno a mano - Handbremsseile - Cables de frein - Mando freno



| application | OE reference | pos | year | length | code |
|---|--|------------|-------|-----------|----------------|
| > GOLF | | | | | |
| GOLF (III)(1H1, 1H5, 1E7) _ all (drum brake) exc. SYNCRO | 1H0609721-1HM609721 | rear LH-RH | 91-95 | 1495/935 | 55.0248 |
| GOLF (III)(1H1, 1H5, 1E7) _ all (drum brake) exc. SYNCRO | 1H0609721D | rear LH-RH | 95-98 | 1500/935 | 55.0271 |
| | | | | | |
| GOLF (III)(1H1, 1H5) _ all (drum brake) SYNCRO | 1H0609721B | rear LH-RH | 93-99 | 1585/935 | 55.0287 |
| GOLF (III)(1H1, 1H5, 1E7) _ all (disc brake) exc. SYNCRO/2.0 GTi 16v | 1H0609721A-1HM609721A-535609721A | rear LH-RH | 91-95 | 1615/1095 | 55.0249 |
| GOLF (III)(1H1, 1H5, 1E7) _ all (disc brake) exc. SYNCRO/2.0 GTi 16v | 1H0609721E | rear LH-RH | 95-98 | 1615/1095 | 55.0270 |
| GOLF (III)(1H1, 1H5) _ all (disc brake) SYNCRO | 1H0609721C | rear LH-RH | 93-99 | 1595/990 | 55.0289 |
| GOLF (III)(1H1) _ 2.0 GTi 16v (disc brake) | 1GM609721 | rear LH-RH | 92-97 | 1580/1180 | 55.0250 |
| GOLF (IV)(1J1, 1J5) _ all | 1J0609721H | rear LH-RH | 97-99 | 1685/1055 | 55.0286 |
| | | | | | |
| GOLF (IV)(1J1, 1J5) _ all | 1J0609721-1J0609721K-1J0609721AC-1J0609721AD 1J0609721AP-1J0609721AQ-1J0609721T | rear LH-RH | 99-07 | 1690/1065 | 55.0261 |
| GOLF (IV)(1E7) _ all | 1H0609721E | rear LH-RH | 98-02 | 1615/1095 | 55.0270 |
| GOLF (IV)(1J1, 1J5) _ all 4MOTION | 1J0609721AR-1J0609721L-1J0609721R | rear LH-RH | 98-06 | 1720/1090 | 03.0236 |
| GOLF (V)(1K1, 1K5) _ all ch 1K6B105621 <- GOLF PLUS (5M1, 521) _ all ch 1K6570000 <- | 1K0609721BE-1K0609721Q-1K0609721S | rear LH-RH | 03-05 | 1445/805 | 55.0288 |
| GOLF (V)(1K1, 1K5) _ all ch 1K6B105622 -> GOLF PLUS (5M1, 521) _ all ch 1K6570001 -> | 1K0609721AA-1K0609721AT-1K0609721BB 1K0609721T | rear LH-RH | 06-13 | 1440/805 | 55.0293 |
| GOLF (VI)(5K1) _ all GOLF (VI)(AJ5) _ all PR 1SA/1SB GOLF (VI)(517) _ all PR 1KD | 1K0609721AA-1K0609721AT-1K0609721BB 1K0609721T | rear LH-RH | 08- | 1440/805 | 55.0293 |
| JETTA | | | | | |
| JETTA (I)(16) _ all | 171609721B-171609721C-175609721 | rear LH-RH | 78-84 | 1690/1020 | 55.0212 |
| JETTA (II)(19E, 1G2, 165) _ all (drum brake) | 191609721 | rear LH-RH | 83-88 | 1745/1085 | 55.0214 |
| | | | | | |
| JETTA (II)(19E, 1G2, 165) _ all (drum brake) | 191609721E | rear LH-RH | 88-92 | 1525/1080 | 55.0243 |
| JETTA (II)(19E, 1G2, 165) _ all (disc brake) | 191609721A | rear LH-RH | 83-87 | 1800/1180 | 55.0213 |
| JETTA (II)(19E, 1G2, 165) _ all (disc brake) | 191609721D | rear LH-RH | 87-90 | 1835/1220 | 55.0236 |
| JETTA (II)(19E, 1G2, 165) _ all (disc brake) | 191609721F-1L0609721A-1L0609721B | rear LH-RH | 90-91 | 1620/1220 | 55.0247 |
| JETTA / VENTO (1H2) _ all (drum brake) | 1H0609721-1HM609721 | rear LH-RH | 91-95 | 1495/935 | 55.0248 |
| JETTA / VENTO (1H2) _ all (drum brake) | 1H0609721D | rear LH-RH | 95-98 | 1500/935 | 55.0271 |
| JETTA / VENTO (1H2) _ all (disc brake) | 1H0609721A-1HM609721A-535609721A | rear LH-RH | 91-95 | 1615/1095 | 55.0249 |
| JETTA / VENTO (1H2) _ all (disc brake) | 1H0609721E | rear LH-RH | 95-98 | 1615/1095 | 55.0270 |

| application | OE reference | pos | year | length | code |
|-------------|--------------|-----|------|--------|------|
|-------------|--------------|-----|------|--------|------|

> JETTA

| | | | | | |
|--|--|------------|-------|-----------|------------------|
| JETTA / BORA (1J2/6, 9M2) _ all ch 1JY238580 <- | 1J0609721E | rear LH-RH | 98-99 | 1695/1055 | 55.0262 |
| JETTA / BORA (1J2/6, 9M2) _ all ch 1JY238581 -> | 1J0609721-1J0609721K-1J0609721AC-1J0609721AD 1J0609721AP-1J0609721AQ-1J0609721T | rear LH-RH | 99-13 | 1690/1065 | 55.0261 |
| JETTA / BORA (1J2/6, 9M2) _ all 4MOTION | 1J0609721AR-1J0609721L-1J0609721R | rear LH-RH | 98-10 | 1720/1090 | 03.0236 |
| JETTA (III)(1K2, 1K5) _ all ch 1K7000000 <- | 1K0609721BE-1K0609721Q-1K0609721S | rear LH-RH | 03-05 | 1445/805 | 55.0288 |
| JETTA (III)(1K2, 1K5) _ all ch 1K7000001 -> JETTA (III)(AJ5) _ all | 1K0609721AA-1K0609721AT-1K0609721BB 1K0609721T | rear LH-RH | 06-13 | 1440/805 | 55.0293 |
|  | | | | | |
| JETTA (IV)(162/3, AV3/2) _ all PR 0N4 | 5C0609721D | rear LH-RH | 10- | 1600/825 | 55.0219.1 |

LUPO

| | | | | | |
|----------------------------------|----------------------------------|------------|-------|----------|----------------|
| LUPO (6X, E1) _ all (drum brake) | 6X0609721C-6X0609721F-6X0609721H | rear LH-RH | 98-05 | 1395/815 | 55.0268 |
| LUPO (6X, E1) _ all (disc brake) | 6X0609721D-6X0609721E | rear LH-RH | 00-05 | 1495/965 | 55.0269 |

MULTIVAN

| | | | | | |
|--|---|------------|-------|-----------|------------------|
| MULTIVAN (V)(7H/E) _ all PR_G0K/J_G1C MULTIVAN (V)(7H/E) _ all 3000 wheelbase | 7H0711476B-7H0711476C-7H0711476D-7H0711476E 7H0711476F | front | 03-15 | 1430/515 | 55.0238.1 |
| MULTIVAN (V)(7H/E) _ all PR_G0C_G1A MULTIVAN (V)(7H/E) _ all 3400 wheelbase | 7H3711476A-7H3711476B-7H3711476C-7H3711476D 7H3711476E | front | 03-15 | 1830/515 | 55.0239.1 |
| MULTIVAN (V)(7H/E) _ all 4MOTION | 7H1711476-7H1711476A-7H1711476B-7H1711476C 7H1711476E | front | 04-15 | 1085/515 | 55.0237.1 |
| MULTIVAN (V)(7H/E) _ all PR_0WL/M/N/P/Q MULTIVAN (V)(7H/E) _ all PR_G0C/K_G1A/C | 7E0609701E-7H0609701A-7H0609701C-7H0609701D | rear LH-RH | 03-15 | 1295/1005 | 55.0295 |
| MULTIVAN (V)(7H/E) _ all PR_0WR | 7H8609701G | rear LH-RH | 03-06 | 1275/1000 | 55.0205.1 |
| MULTIVAN (V)(7H/E) _ all PR_0WR | 7E8609701-7H8609701L | rear LH-RH | 07-15 | 1220/950 | 55.0236.1 |
| MULTIVAN (V)(7H/E) _ all PR_0WR/OE1 3000 wheelbase | 7H8609701Q | rear LH-RH | 07-15 | 1565/1240 | 55.0249.1 |
| MULTIVAN (V)(7H/E) _ all PR_0WR/OE2 3400 wheelbase | 7H8609701R | rear LH-RH | 07-15 | 1935/1605 | 55.0250.1 |
| MULTIVAN (V)(7H/E) _ all PR_0E1 4MOTION 3000 wheelbase | 7E0609701C-7E0609701D | rear LH-RH | 09-15 | 1630/1270 | 55.0225.1 |
| MULTIVAN (V)(7H/E) _ all PR_0E2 4MOTION 3400 wheelbase | 7E3609701-7H3609701H | rear LH-RH | 04-15 | 2010/1645 | 55.0203.1 |
| MULTIVAN (VI)(SG_) _ all 3000 wheelbase | 7H0711476B-7H0711476C-7H0711476D-7H0711476E 7H0711476F | front | 15- | 1430/515 | 55.0238.1 |
| MULTIVAN (VI)(SG_) _ all 3400 wheelbase | 7H3711476A-7H3711476B-7H3711476C-7H3711476D 7H3711476E | front | 15- | 1830/515 | 55.0239.1 |
| MULTIVAN (VI)(SG_) _ all 4MOTION | 7H1711476-7H1711476A-7H1711476B-7H1711476C 7H1711476E | front | 15- | 1085/515 | 55.0237.1 |
| MULTIVAN (VI)(SG_) _ all | 7E0609701E-7H0609701A-7H0609701C-7H0609701D | rear LH-RH | 15- | 1295/1005 | 55.0295 |

PASSAT



| | | | | | |
|-------------------------------|------------|------------|-------|--------------------|----------------|
| PASSAT (32B, 33B) _ all 4cyl. | 321609721C | rear | 80-89 | 2565/1045 +1045 | 55.0228 |
| PASSAT (32B, 33B) _ all 5cyl. | 321609721E | rear LH-RH | 81-88 | 1325/1150 | 55.0229 |

BRAKE CABLES

Cavi freno a mano - Handbremsseile - Cables de frein - Mando freno



| application | OE reference | pos | year | length | code |
|--|--|------------|-------|------------------|------------------|
| > PASSAT | | | | | |
| PASSAT (3A2/5, 35I) _ all (drum brake) exc. SYNCRO | 357609721 | rear LH-RH | 88-97 | 1625/1015 | 55.0237 |
| | | | | | |
| PASSAT (3A2/5, 35I) _ all (drum brake) exc. SYNCRO/1.6 | 3A0609721-3A0609721B | rear LH-RH | 93-97 | 1625/890 | 55.0259 |
| PASSAT (3A2/5, 35I) _ all (disc brake) exc. SYNCRO | 357609721A-357609721D-357609721E | rear LH-RH | 88-92 | 1745/1180 | 55.0257 |
| PASSAT (3A2/5, 35I) _ all (disc brake) exc. SYNCRO | 3A0609721A-3A0609721C | rear LH-RH | 93-97 | 1720/1030 | 55.0258 |
| PASSAT (3A2/5, 35I) _ all (disc brake) SYNCRO | 357609721C | rear LH-RH | 88-97 | 1715/1165 | 55.0275 |
| PASSAT (3B2/5) _ all exc. SYNCRO/4MOTION | 3B0609721AC-3B0609721F-3B0609721L-3B0609721S | rear LH | 97-00 | 1895/1720 | 55.0284 |
| PASSAT (3B2/5) _ all exc. SYNCRO/4MOTION | 3B0609722F-3B0609722K-3B0609722N-3B0609722Q | rear RH | 97-00 | 1895/1720 | 55.0285 |
| PASSAT (3B2/5) _ all SYNCRO/4MOTION PASSAT (3B3/6) _ all | 3B0609721AA-3B0609721K | rear LH-RH | 97-05 | 1830/1665 | 55.0297 |
| POLO | | | | | |
| POLO / DERBY (86)(86C, 80) _ all | 861609729 | front | 74-84 | 795 | 55.0246 |
| POLO / DERBY (86)(86C, 80) _ all | 861609721 | rear LH-RH | 74-84 | 1945/630 +370 | 55.0209 |
| POLO / DERBY (86)(86C, 80) _ all | 861609721A-861609721B | rear LH-RH | 75-84 | 1990/610 +365 | 55.0210 |
| POLO (86C, 80) _ all | 867609721 | front | 84-94 | 1595/1090 | 55.0242 |
| POLO (86C, 80) _ all | 867609701 | rear LH-RH | 84-94 | 635/365 | 55.0227 |
| POLO (6N1, 6V2) _ all (drum brake) ch 6NWW130000 / 6WY220000 <- | 6N0609721A-6N0609721B-6N0609721E-6N0609721G | rear LH-RH | 94-99 | 1510/965 | 55.0256 |
| POLO (6N1, 6V2) _ all (drum brake) NO ABS ch 6NWW130001 / 6WY220001 -> | 6N0609721K | rear LH-RH | 94-99 | 1510/965 | 55.0273 |
| | | | | | |
| POLO (6N1/2, 6V2/5) _ all (drum brake) ABS ch 6NWW130001 / 6WY220001 -> | 6N0609721F-6N0609721J | rear LH-RH | 94-01 | 1510/965 | 55.0272 |
| POLO (6N1/2, 6V2/5) _ all (disc brake) | 6N0609721H-6N0609721L-6N0609721M | rear LH-RH | 95-01 | 1640/1130 | 55.0283 |
| POLO (9N_)(9A2/4/6, 9N2) _ all (drum brake) | 6Q0609721B-6Q0609721H-6Q0609721M | rear LH-RH | 01-09 | 1580/930 | 47.0206 |
| POLO (9N_)(9A2/4/6, 9N2) _ all (drum brake) with reinforced chassis | 6Q0609721D-6Q0609721J-6Q0609721N | rear LH-RH | 01-09 | 1580/930 | 55.0298 |
| POLO (9N_)(9A2/4/6, 9N2) _ all (disc brake) | 6Q0609721C-6Q0609721F-6Q0609721K | rear LH-RH | 01-09 | 1640/1045 | 47.0207 |
| POLO (9N_)(9A2/4/6, 9N2) _ all (disc brake) with reinforced chassis | 6Q0609721G-6Q0609721L | rear LH-RH | 01-09 | 1640/1045 | 55.0299 |
| POLO (6R1, 6C1)(6R) _ all PR 1KM (drum brake) | 6R0609721B | rear LH-RH | 09- | 1590/935 | 55.0213.1 |
| POLO (6R1, 6C1)(6R) _ all PR 1KK/T/V (disc brake) | 6C0609721-6R0609721C-6R0609721K | rear LH-RH | 09- | 1640/1045 | 55.0212.1 |
| POLO (AW1, BZ1) _ all (drum brake) | 2Q0609721S | rear LH-RH | 17- | 1715/470 | 55.0245.1 |
| POLO (AW1, BZ1) _ all (disc brake) | 2Q0609721R | rear LH-RH | 17- | 1765/575 | 55.0243.1 |

| application | OE reference | pos | year | length | code |
|--|---|------------|-------|--------------------|------------------|
| SANTANA | | | | | |
| SANTANA (32B) _ all 4cyl. | 321609721C | rear | 81-85 | 2565/1045 +1045 | 55.0228 |
| SANTANA (32B) _ all 5cyl. | 321609721E | rear LH-RH | 81-85 | 1325/1150 | 55.0229 |
| SCIROCCO | | | | | |
| SCIROCCO (53) _ all ch 5352001030 <- | 171609721 | rear LH-RH | 74-75 | 1725/480 | 55.0211 |
| SCIROCCO (53)(53B) _ all ch 5352001031 -> | 171609721B-171609721C-175609721 | rear LH-RH | 75-92 | 1690/1020 | 55.0212 |
| SCIROCCO (53B) _ 1.8 16v | 533609721 | rear LH-RH | 85-92 | 1730/1100 | 55.0292 |
| SCIROCCO (137, 138) _ all | 1K0609721AA-1K0609721AT-1K0609721BB 1K0609721T | rear LH-RH | 08-17 | 1440/805 | 55.0293 |
| SHARAN | | | | | |
| SHARAN (7M8, 7M9, 7M6) _ all | 7M0711472A-7M3711472-1013482-95VW2A604AC | centr | 96-10 | 650 | 13.0290 |
| SHARAN (7M8, 7M9, 7M6) _ all wheels rim 15 inch | 7M0609701B-7M3609701C-7201624-95VW2A603AC | rear LH-RH | 96-10 | 1295/1130 | 13.0280 |
| SHARAN (7M8, 7M9, 7M6) _ all wheels rim 16 inch | 7M3609701D-1109023-1496270-6M212A603AA | rear LH-RH | 00-10 | 1320/1155 | 13.0261.1 |
| T-CROSS | | | | | |
| T-CROSS (C11) _ all (drum brake) | 2Q0609721S | rear LH-RH | 18- | 1715/470 | 55.0245.1 |
| T-CROSS (C11) _ all (disc brake) | 2Q0609721R | rear LH-RH | 18- | 1765/575 | 55.0243.1 |
| TOUAREG | | | | | |
| TOUAREG (7LA, 7L6/7) _ all | 7L0721556-7L0721556B | front | 02-10 | 1890/1685 | 55.0214.1 |
| TOUAREG (7LA, 7L6/7) _ all | 7L0609721A-95542414110-95542414111 | rear LH-RH | 02-10 | 1750/1640 | 55.0200.1 |
| TOURAN | | | | | |
| TOURAN (1T1/2) _ all ch 1T6120000 <- | 1T0609721D-1T0609721E-1T0609721F-1T0609721G | rear LH-RH | 03-06 | 1560/900 | 55.0290 |
| TOURAN (1T1/2) _ all ch 1T6120001 -> | 1T0609721H-1T0609721J-1T0609721K-1T0609721L | rear LH-RH | 06-10 | 1555/900 | 55.0291 |
|  | | | | | |
| TOURAN (1T1/2) _ all BI/ECOFUEL | 1T0609721M | rear LH-RH | 06-10 | 1605/940 | 55.0209.1 |
| TOURAN (1T3) _ all | 1T0609721H-1T0609721J-1T0609721K-1T0609721L | rear LH-RH | 10-15 | 1555/900 | 55.0291 |
| UP! | | | | | |
| UP! (121/2, BL1/2) _ all | 1S0609721A | rear LH-RH | 11-12 | 1530/835 | 55.0220.1 |
| LOAD UP, UP! (121/2, BL1/2) _ all | 1S0609721C | rear LH-RH | 12- | 1520/825 | 55.0221.1 |
| LOAD UP, UP! (121/2, BL1/2) _ all ECOFUEL/BLUEMOTION | 1S0609721E | rear LH-RH | 12- | 1520/825 | 55.0244.1 |
|  | | | | | |


BRAKE CABLES

Cavi freno a mano - Handbremsseile - Cables de frein - Mando freno

| application | OE reference | pos | year | length | code |
|--------------------------------|----------------------------------|------------|-------|-----------|----------------|
| VENTO | | | | | |
| VENTO (1H2) _ all (drum brake) | 1H0609721-1HM609721 | rear LH-RH | 91-95 | 1495/935 | 55.0248 |
| VENTO (1H2) _ all (drum brake) | 1H0609721D | rear LH-RH | 95-98 | 1500/935 | 55.0271 |
| VENTO (1H2) _ all (disc brake) | 1H0609721A-1HM609721A-535609721A | rear LH-RH | 91-95 | 1615/1095 | 55.0249 |
| VENTO (1H2) _ all (disc brake) | 1H0609721E | rear LH-RH | 95-98 | 1615/1095 | 55.0270 |

VOLKSWAGEN commercial vehicles

CADDY

| | | | | | |
|--|---|------------|-------|-----------|------------------|
| CADDY (I)(14) _ all | 171609721B-171609721C-175609721 | rear LH-RH | 82-92 | 1690/1020 | 55.0212 |
| CADDY (II)(9K9) _ all | 6K9609721 | rear LH-RH | 95-04 | 1670/1125 | 55.0264 |
|  | | | | | |
| CADDY PICK-UP (II)(9U7) _ all | 6U7609721 | rear LH-RH | 96-00 | 1780/1470 | 55.0206.1 |
| CADDY (III)(2K_, 2C_) _ all PR 2MK exc. 4MOTION | 2K0609721D-2K0609721E-2K0609721F-2K0609721J 2K0609721Q-2K5609721C-2K5609721J | rear LH-RH | 04-15 | 1715/550 | 55.0296 |
| CADDY (III)(2K_, 2C_) _ all PR 2MD/H exc. 4MOTION | 2K0609721L-2K0609721P-2K5609721B-2K5609721H | rear LH-RH | 04-15 | 1705/540 | 55.0224.1 |
| CADDY (III)(2K_, 2C_) _ all 4MOTION | 2K0609721N-2K0609721R-2K5609721D-2K5609721K | rear LH-RH | 08-15 | 1730/560 | 55.0222.1 |
| CADDY MAXI (III)(2K_, 2C_) _ all exc. 4MOTION | 2K3609721B-2K3609721C-2K3609721E-2K3609721F 2K3609721H-2K5609721M | rear LH-RH | 04-15 | 2025/755 | 55.0208.1 |
| CADDY MAXI (III)(2K_, 2C_) _ all 4MOTION | 2K3609721G-2K5609721G-2K5609721N | rear LH-RH | 08-15 | 2040/775 | 55.0223.1 |

CRAFTER

| | | | | | |
|---|--|------------|-------|-----------|------------------|
| CRAFTER (2E/F_) _ all PR OE1 3250 wheelbase_28-30-32-35-46-50 | 2E0609701AL-2E3609701A-A9064202485 A9064205085 | front | 06- | 1465/365 | 27.0217.1 |
| CRAFTER CAB/RIB (2E/F_) _ all PR OE1 3250 wheelbase_28-30-32-35-46-50 | 2E0609701AN-2E0609701R-A9064202885 A9064203785-A9064205385 | front | 06- | 1375/270 | 27.0220.1 |
| CRAFTER (2E/F_) _ all PR OE3 3665 wheelbase_28-30-32-35-46-50 | 2E0609701AM-2E0609701L-A9064202285 A9064205185 | front | 06- | 1865/365 | 27.0218.1 |
| CRAFTER CAB/RIB (2E/F_) _ all PR OE3 3665 wheelbase_28-30-32-35-46-50 | 2E0609701AP-2E0609701P-A9064202685 A9064205485 | front | 06- | 1770/270 | 27.0221.1 |
| CRAFTER (2E/F_) _ all PR OE2/OE6 4325 wheelbase_28-30-32-35-46-50 | 2E0609701AT-2E0609701M-A9064202385 A9064205285 | front | 06- | 2520/365 | 27.0219.1 |
| CRAFTER CAB/RIB (2E/F_) _ all PR OE2/OE6 4325 wheelbase_28-30-32-35-46-50 | 2E0609701BA-2E0609701Q-A9064202785 A9064205585-A9064203985 | front | 06- | 2425/270 | 27.0222.1 |
| CRAFTER (2E/F_) _ all PR OWC/OWL 28-30-32-35-46 | 2E0609701AQ-2E0609701J-A9064202085 A9064206885 | rear LH-RH | 06- | 1665/1410 | 27.0223.1 |
| CRAFTER (2E/F_) _ all PR OWF/1X2 CRAFTER (2E/F_) _ all PR CB4/CM1/COQ/C9C single wheels_46-50 | 2E0609701AR-2E0609701T-2E0609702B A9064203085-A9064204485-A9064207085 | rear LH-RH | 06- | 1395/1065 | 27.0224.1 |
| CRAFTER (2E/F_) _ all PR OWF/1X2/C8Y twin wheels_46-50 | 2E0609701AA-2E0609701AS-A9064203185 | rear LH-RH | 06-09 | 1435/1100 | 27.0225.1 |
| CRAFTER (2E/F_) _ all PR OWF/1X2/C8Y twin wheels_46-50 | 2E0609702C-A9064204585-A9064207185 | rear LH-RH | 09- | 1430/1100 | 27.0245.1 |

| application | OE reference | pos | year | length | code |
|--|--|------------|-------|-----------|------------------|
| LT | | | | | |
| LT 28-31-35 (I)(281, 363) _ all 2500 wheelbase_single wheels | 281609701B-281609701C | rear LH | 75-96 | 1040/720 | 55.0230 |
| LT 28-31-35 (I)(281, 363) _ all 2500 wheelbase_single wheels | 281609702B-281609702C-281609702D | rear RH | 75-96 | 1690/1280 | 55.0231 |
| LT 28-31 (I)(281, 363) _ all 2950 wheelbase_twin wheels | 291609701A | rear LH | 75-96 | 955/665 | 55.0232 |
| LT 28-31 (I)(281, 363) _ all 2950 wheelbase_twin wheels | 291609702A | rear RH | 75-96 | 1465/1100 | 55.0233 |
| LT 35 (I)(281, 363) _ all 2950 wheelbase_twin wheels | 291609701F | rear LH | 75-96 | 950/670 | 55.0265 |
| LT 35 (I)(281, 363) _ all 2950 wheelbase_twin wheels | 291609702G | rear RH | 75-96 | 1485/1125 | 55.0266 |
| LT 28-31-35 (I)(281, 363) _ all LT 40-45 (I)(291, 512) _ all 2950 wheelbase | 291609701B-291609701D-291609701G | rear LH | 75-96 | 1005/675 | 55.0239 |
| LT 28-31-35 (I)(281, 363) _ all LT 40-45 (I)(291, 512) _ all 2950 wheelbase | 291609702B-291609702D-291609702H | rear RH | 75-96 | 1530/1120 | 55.0240 |
| LT 28-35 (I)(281, 363) _ all SYNCRO LT 50-55 (I)(291, 512) _ all 2950 wheelbase | 291609701C-291609701H | rear LH-RH | 82-96 | 1400/1120 | 55.0241 |
| LT 40-45-50-55 (I)(291, 512) _ all 3650 wheelbase | 293609701C-293609701E | rear LH-RH | 82-96 | 1400/1125 | 55.0267 |
| LT 28-35 (II)(2DB/E/K) _ all 3000 wheelbase | 2D0609701-A9014202085 | front | 96-06 | 1435/285 | 27.0274 |
| LT 28-35 (II)(2DB/E/K) _ all 3550 wheelbase | 2D0609701A-A9014202185 | front | 96-06 | 1990/285 | 27.0207.1 |
| LT 28-46 (II)(2DA/D/H)(2DC/F/G/L/M) _ all 3550 wheelbase | 2D0609701C-A9014202180-A9044200385 | front | 96-06 | 1970/285 | 27.0276 |
| LT 28-35 (II)(2DB/E/K) _ all 4025 wheelbase | 2D0609701B-A9014202285 | front | 96-06 | 2460/285 | 27.0277 |
| LT 28-46 (II)(2DA/D/H)(2DC/F/G/L/M) _ all 4025 wheelbase | 2D0609701D-A9044200485 | front | 96-06 | 2440/285 | 27.0205.1 |
| LT 28-35 (II)(2DB/E/K) _ all | 2D0609721-A9014201885 | rear LH-RH | 96-06 | 1515/1345 | 27.0278 |
| LT 28-46 (II)(2DA/D/H)(2DC/F/G/L/M) _ all | 2D0609721A-A9044200185 | rear LH | 96-06 | 1525/1350 | 27.0280 |
| LT 28-46 (II)(2DA/D/H)(2DC/F/G/L/M) _ all | 2D0609722-A9044200285 | rear RH | 96-06 | 1525/1360 | 27.0281 |
| TRANSPORTER | | | | | |
| TRANSPORTER (II) _ all | 211609701L | rear LH-RH | 68-71 | 3445/350 | 55.0220 |
| TRANSPORTER (II) _ all | 211609701P | rear LH-RH | 71-72 | 3435/345 | 55.0221 |
| TRANSPORTER (II) _ all | 211609701T | rear LH-RH | 72-79 | 2960/345 | 55.0222 |
| TRANSPORTER (II) _ all | 211609701Q | rear LH-RH | 72-79 | 2945/345 | 55.0225 |
| TRANSPORTER (III-T3) _ all exc. SYNCRO | 251609701-251609701A-251609701B-251609701C | rear LH-RH | 79-92 | 1450/1000 | 55.0219 |
| TRANSPORTER (III-T3) _ all SYNCRO wheels rim 14 inch | 251609701D | rear LH | 84-92 | 1415/960 | 55.0279 |
| TRANSPORTER (III-T3) _ all SYNCRO wheels rim 14 inch | 251609702 | rear RH | 84-92 | 1375/920 | 55.0280 |
| TRANSPORTER (III-T3) _ all SYNCRO wheels rim 16 inch | 251609701E | rear LH | 84-92 | 1415/1000 | 55.0281 |
| TRANSPORTER (III-T3) _ all SYNCRO wheels rim 16 inch | 251609701F | rear RH | 84-92 | 1405/985 | 55.0282 |
| TRANSPORTER (IV-T4) _ all exc. CAB ch 70W039000 <- | 701711476 | front | 90-98 | 1000 | 55.0247.1 |
| TRANSPORTER (IV-T4) _ all exc. CAB ch 70W039001 -> | 701711476A | front | 98-03 | 905 | 55.0248.1 |

BRAKE CABLES

Cavi freno a mano - Handbremsseile - Cables de frein - Mando freno



| application | OE reference | pos | year | length | code |
|--|---|------------|-------|-----------|------------------|
| > TRANSPORTER | | | | | |
| TRANSPORTER (IV-T4) _ all (drum brake) | 701609701 | rear LH-RH | 90-03 | 845/510 | 55.0253 |
| | | | | | |
| TRANSPORTER (IV-T4) _ all (disc brake) ch 70W120000 <- | 7D0609701 | rear LH-RH | 90-97 | 945/715 | 55.0276 |
| | | | | | |
| TRANSPORTER (IV-T4) _ all (disc brake) ch 70W120001 -> | 7D0609701A-7D0609701B-7D0609701D-7D0609701E 7D0609701F | rear LH-RH | 97-03 | 950/720 | 55.0277 |
| | | | | | |
| TRANSPORTER (V-T5) _ all PR_GOK/J_G1C TRANSPORTER (V-T5) _ all 3000 wheelbase | 7H0711476B-7H0711476C-7H0711476D-7H0711476E 7H0711476F | front | 03-15 | 1430/515 | 55.0238.1 |
| TRANSPORTER (V-T5) _ all PR_OE2_GOC_G1A TRANSPORTER (V-T5) _ all 3400 wheelbase | 7H3711476A-7H3711476B-7H3711476C-7H3711476D 7H3711476E | front | 03-15 | 1830/515 | 55.0239.1 |
| TRANSPORTER (V-T5) _ all 4MOTION | 7H1711476-7H1711476A-7H1711476B-7H1711476C 7H1711476E | front | 04-15 | 1085/515 | 55.0237.1 |
| TRANSPORTER (V-T5) _ all PR_OWL/M/N/P/Q TRANSPORTER (V-T5) _ all PR_GOC/K_G1A/C | 7E0609701E-7H0609701A-7H0609701C-7H0609701D | rear LH-RH | 03-15 | 1295/1005 | 55.0295 |
| TRANSPORTER (V-T5) _ all PR_OWR/OE0/OE9 | 7H8609701G | rear LH-RH | 03-06 | 1275/1000 | 55.0205.1 |
| TRANSPORTER (V-T5) _ all PR_OWR/OE0/OE9 | 7E8609701-7H8609701L | rear LH-RH | 07-15 | 1220/950 | 55.0236.1 |
| TRANSPORTER (V-T5) _ all PR_OWR/OE1 3000 wheelbase_exc. CAB | 7H8609701Q | rear LH-RH | 07-15 | 1565/1240 | 55.0249.1 |
| TRANSPORTER (V-T5) _ all PR_OWR/OE2 3400 wheelbase_exc. CAB | 7H8609701R | rear LH-RH | 07-15 | 1935/1605 | 55.0250.1 |
| TRANSPORTER (V-T5) _ all PR_OE1 4MOTION 3000 wheelbase_exc. 2.5 TDi, 3.2 v6 | 7E0609701C-7E0609701D | rear LH-RH | 09-15 | 1630/1270 | 55.0225.1 |
| TRANSPORTER (V-T5) _ all PR_OE1 4MOTION 3000 wheelbase_2.5 TDi, 3.2 v6 | 7H1609701F | rear LH-RH | 03-09 | 1645/1285 | 55.0204.1 |
| TRANSPORTER (V-T5) _ all PR_OE2 4MOTION 3400 wheelbase_exc. CAB 2.5 TDi, 3.2 v6 | 7E3609701-7H3609701H | rear LH-RH | 03-15 | 2010/1645 | 55.0203.1 |
| TRANSPORTER (V-T5) _ all PR_OE2 4MOTION 3400 wheelbase_CAB 2.5 TDi, 3.2 v6 | 7J3609701 | rear LH-RH | 03-09 | 2010/1645 | 55.0202.1 |
| TRANSPORTER (VI-T6) _ all 3000 wheelbase | 7H0711476B-7H0711476C-7H0711476D-7H0711476E 7H0711476F | front | 15- | 1430/515 | 55.0238.1 |
| TRANSPORTER (VI-T6) _ all 3400 wheelbase | 7H3711476A-7H3711476B-7H3711476C-7H3711476D 7H3711476E | front | 15- | 1830/515 | 55.0239.1 |
| TRANSPORTER (VI-T6) _ all 4MOTION | 7H1711476-7H1711476A-7H1711476B-7H1711476C 7H1711476E | front | 15- | 1085/515 | 55.0237.1 |
| TRANSPORTER (VI-T6) _ all | 7E0609701E-7H0609701A-7H0609701C-7H0609701D | rear LH-RH | 15- | 1295/1005 | 55.0295 |
| TRANSPORTER (VI-T6) _ all 4MOTION 3000 wheelbase | 7E0609701C-7E0609701D | rear LH-RH | 15- | 1630/1270 | 55.0225.1 |
| TRANSPORTER (VI-T6) _ all 4MOTION 3400 wheelbase | 7E3609701-7H3609701H | rear LH-RH | 15- | 2010/1645 | 55.0203.1 |

| application | OE reference | pos | year | length | code |
|---|----------------------------------|------------|-------|------------------|----------------|
| VOLVO | | | | | |
| 140 | | | | | |
| 140 (142/4/5) _ all | 684586 | rear | 69-75 | 2455/735 +735 | 57.0203 |
| 164 | | | | | |
| 164 (164) _ all | 684586 | rear | 69-75 | 2455/735 +735 | 57.0203 |
| 240 | | | | | |
| 240 (P242/244) _ all | 1205743-12057436 | rear LH-RH | 74-93 | 1925/1540 | 57.0205 |
| 240 KOMBI (P245) _ all | 12296869 | rear LH-RH | 74-83 | 2630/2245 | 57.0206 |
| 260 | | | | | |
| 260 (P262/264) _ all | 1205743-12057436 | rear LH-RH | 75-85 | 1925/1540 | 57.0205 |
| 260 SW (P265) _ all | 12296869 | rear LH-RH | 75-82 | 2630/2245 | 57.0206 |
| 340-360 | | | | | |
| 340-360 (343/5) _ 1.4 | 3266492 | front | 76-82 | 735 | 57.0233 |
| 340-360 (343/5, 344) _ 1.4 | 32860942 | front | 82-88 | 755 | 57.0213 |
| 340-360 (343/5, 344) _ 2.0, 1.6 DS | 3213055-32860504 | front | 80-91 | 235 | 57.0220 |
| 340-360 (343/5, 344) _ 1.4 | 32715773 | rear LH-RH | 76-88 | 1025/765 | 57.0215 |
| 340-360 (343/5, 344) _ 2.0 | 32938060 | rear LH | 80-91 | 1265/1035 | 57.0200 |
| 340-360 (343/5, 344) _ 2.0 | 32938078 | rear RH | 80-91 | 1360/1130 | 57.0201 |
| 340-360 (343/5, 344) _ 1.6 DS | 3560082 | rear LH | 84-91 | 1425/1240 | 57.0221 |
| 340-360 (343/5, 344) _ 1.6 DS | 3560083 | rear RH | 84-91 | 1555/1370 | 57.0222 |
| 440 | | | | | |
| 440 K (445) _ all | 3342919-33429192-3343696-3343698 | front | 88-96 | 225 | 57.0209 |
| 440 K (445) _ all (drum brake) ch 165500 <- | 3430185-34301853 | rear LH-RH | 88-90 | 1370/1110 | 57.0211 |
| 440 K (445) _ all (drum brake) ch 165501 -> | 3457227-3457229-34572297 | rear LH-RH | 90-96 | 1340/1085 | 57.0229 |
| 440 K (445) _ all (disc brake) | 3414613-3456981-3456984 | rear LH-RH | 88-96 | 1425/1210 | 57.0212 |
| 460 | | | | | |
| 460 L (464) _ all | 3342919-33429192-3343696-3343698 | front | 88-96 | 225 | 57.0209 |
| 460 L (464) _ all (drum brake) ch 165500 <- | 3430185-34301853 | rear LH-RH | 88-90 | 1370/1110 | 57.0211 |
| 460 L (464) _ all (drum brake) ch 165501 -> | 3457227-3457229-34572297 | rear LH-RH | 90-96 | 1340/1085 | 57.0229 |
| 460 L (464) _ all (disc brake) | 3414613-3456981-3456984 | rear LH-RH | 88-96 | 1425/1210 | 57.0212 |
| 480 | | | | | |
| 480 E (482) _ all | 3342919-33429192-3343696-3343698 | front | 86-96 | 225 | 57.0209 |
| 480 E (482) _ all | 3414613-3456981-3456984 | rear LH-RH | 86-96 | 1425/1210 | 57.0212 |

BRAKE CABLES

Cavi freno a mano - Handbremsseile - Cables de frein - Mando freno



| application | OE reference | pos | year | length | code |
|--|--|-----------------|-------|-----------|----------------|
| 740 | | | | | |
| 740 (744, 745) _ all | 12297834-12298734-1329833-13298336-1387253 | front + rear LH | 83-86 | 2195/1545 | 57.0207 |
| 740 (744, 745) _ all | 1229785-12297859-1229875 | rear RH | 83-86 | 845 | 57.0208 |
| 740 (744, 745) _ all | 13877873-3530621-35306216-6819061-68193820 | front + rear LH | 87-92 | 2175/1595 | 57.0216 |
| 740 (744, 745) _ all | 13877881-3516723-3530622 | rear RH | 87-92 | 905 | 57.0217 |
| 740 (744) _ all MULTILINK | 1387937-13879370-3516478-35164789-68190313 | front | 88-92 | 2065/1790 | 57.0223 |
| 740 (744) _ all MULTILINK | 1387256-13872569-6819032-68190321 | rear LH | 88-92 | 525/360 | 57.0224 |
| 740 (744) _ all MULTILINK | 1387257-13872577-6819033-68190339 | rear RH | 88-92 | 755/360 | 57.0225 |
| 760 | | | | | |
| 760 (704, 764, 765) _ all | 12297834-12298734-1329833-13298336-1387253 | front + rear LH | 81-86 | 2195/1545 | 57.0207 |
| 760 (704, 764, 765) _ all | 1229785-12297859-1229875 | rear RH | 81-86 | 845 | 57.0208 |
| 760 (704, 764, 765) _ all | 13877873-3530621-35306216-6819061-68193820 | front + rear LH | 87-92 | 2175/1595 | 57.0216 |
| 760 (704, 764, 765) _ all | 13877881-3516723-3530622 | rear RH | 87-92 | 905 | 57.0217 |
| 760 (704, 764) _ all MULTILINK | 1387937-13879370-3516478-35164789-68190313 | front | 81-92 | 2065/1790 | 57.0223 |
| 760 (704, 764) _ all MULTILINK | 1387256-13872569-6819032-68190321 | rear LH | 81-92 | 525/360 | 57.0224 |
| 760 (704, 764) _ all MULTILINK | 1387257-13872577-6819033-68190339 | rear RH | 81-92 | 755/360 | 57.0225 |
| 850 | | | | | |
| 850 (854, 855) _ all exc. AWD ch 47065 <- | 3546638-3546664-35466648 | rear LH-RH | 91-93 | 1600/1360 | 57.0227 |
| 850 (854, 855) _ all exc. AWD ch 47066 -> | 3516959-35464905-3546590-35465905-9209756 | rear LH-RH | 94-97 | 1670/1480 | 57.0226 |
| 850 (855) _ all AWD | 9157684-9209757-92097575-9485386 | rear LH-RH | 96-97 | 2170/1890 | 57.0232 |
| 940 | | | | | |
| 940 (944, 945) _ all | 13877873-3530621-35306216-6819061-68193820 | front + rear LH | 90-94 | 2175/1595 | 57.0216 |
| 940 (944, 945) _ all | 91409805 | front + rear LH | 94-98 | 2190/1610 | 57.0228 |
| 940 (944, 945) _ all | 13877881-3516723-3530622 | rear RH | 90-98 | 905 | 57.0217 |
| 960 | | | | | |
| 960 (964, 965) _ all | 13877873-3530621-35306216-6819061-68193820 | front + rear LH | 90-94 | 2175/1595 | 57.0216 |
| 960 (964, 965) _ all | 91409805 | front + rear LH | 94-96 | 2190/1610 | 57.0228 |
| 960 (964, 965) _ all | 13877881-3516723-3530622 | rear RH | 90-96 | 905 | 57.0217 |
| 960 (964, 965) _ all MULTILINK ch 20145 <- | 1387937-13879370-3516478-35164789-68190313 | front | 90-94 | 2065/1790 | 57.0223 |
| 960 (964) _ all MULTILINK ch 20146 -> | 31202868-9140979-91409790 | front | 94-96 | 2065/1830 | 57.0264 |
| 960 (964, 965) _ all MULTILINK | 1387256-13872569-6819032-68190321 | rear LH | 90-96 | 525/360 | 57.0224 |
| 960 (964, 965) _ all MULTILINK | 1387257-13872577-6819033-68190339 | rear RH | 90-94 | 755/360 | 57.0225 |
| 960 (964, 965) _ all MULTILINK | 9157231 | rear RH | 94-96 | 750/360 | 57.0236 |

| application | OE reference | pos | year | length | code |
|-------------|--------------|-----|------|--------|------|
|-------------|--------------|-----|------|--------|------|

C30


| | | | | | |
|-----------------|---|-------|-------|-------------------------|------------------|
| C30 (533) _ all | 30760198-1420259-1676740-3M512853CC | front | 06-13 | 340 | 13.0262.1 |
| C30 (533) _ all | 30683349-30683509-30742642-31257680-31262940 31340068-31362965 | rear | 06-13 | 1855/1740 +1815/1700 | 57.0258 |

C70

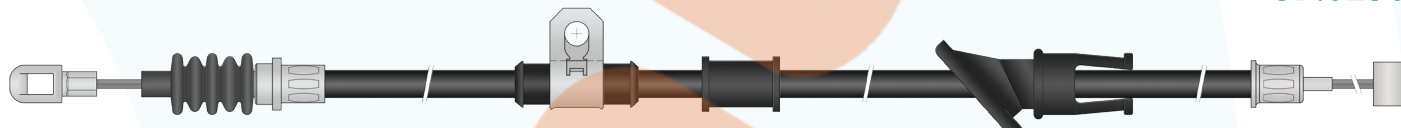
| | | | | | |
|----------------------|---|------------|-------|-------------------------|------------------|
| C70 (I)(872/3) _ all | 8600755-9475286 | rear LH-RH | 97-05 | 1695/1515 | 57.0241 |
| C70 (II)(542) _ all | 30760198-1420259-1676740-3M512853CC | front | 06-13 | 340 | 13.0262.1 |
| C70 (II)(542) _ all | 30683349-30683509-30742642-31257680-31262940 31340068-31362965 | rear | 06-13 | 1855/1740 +1815/1700 | 57.0258 |

S40

| | | | | | |
|--------------------|----------------------------|---------|-------|-----------|----------------|
| S40 (I)(644) _ all | 3345598 | front | 95-04 | 250 | 57.0242 |
| S40 (I)(644) _ all | 30850022-30863449-30884534 | rear LH | 95-00 | 1585/1470 | 57.0231 |



| | | | | | |
|--------------------|----------------------------|---------|-------|-----------|----------------|
| S40 (I)(644) _ all | 30850023-30863450-30884536 | rear RH | 95-00 | 1585/1470 | 57.0230 |
|--------------------|----------------------------|---------|-------|-----------|----------------|



| | | | | | |
|----------------------------------|---|---------|-------|-------------------------|------------------|
| S40 (I)(644) _ all | 30621298-30644115-30884537 | rear LH | 00-04 | 1615/1470 | 57.0237 |
| S40 (I)(644) _ all | 30621299-30644116-30884538 | rear RH | 00-04 | 1615/1470 | 57.0238 |
| S40 (II)(544) _ all | 30760198-1420259-1676740-3M512853CC | front | 03-12 | 340 | 13.0262.1 |
| S40 (II)(544) _ all ch 190189 <- | 30714215-4N512A603BA | rear | 03-05 | 1875/1745 +1830/1700 | 57.0243 |
| S40 (II)(544) _ all ch 190190 -> | 30683349-30683509-30742642-31257680-31262940 31340068-31362965 | rear | 05-12 | 1855/1740 +1815/1700 | 57.0258 |

S60

| | | | | | |
|------------------------------------|---|------------|-------|-----------|----------------|
| S60 (I)(384) _ all | 9191484 | front | 00-10 | 320 | 57.0244 |
| S60 (I)(384) _ all exc. AWD/BIFUEL | 30665093-30714831-30714832-30742525-31257604 9173146 | rear LH-RH | 00-10 | 1920/1845 | 57.0240 |
| S60 (I)(384) _ all AWD | 30793821-8646151 | rear LH-RH | 01-10 | 1955/1875 | 57.0245 |
| S60 (I)(384) _ all BIFUEL | 30793823-8666266 | rear LH-RH | 01-10 | 2005/1935 | 57.0246 |

S70

| | | | | | |
|--------------------------|---|------------|-------|-----------|----------------|
| S70 (874) _ all exc. AWD | 3516959-35464905-3546590-35465905-9209756 | rear LH-RH | 96-00 | 1670/1480 | 57.0226 |
| S70 (874) _ all AWD | 9157684-9209757-92097575-9485386 | rear LH-RH | 96-00 | 2170/1890 | 57.0232 |

BRAKE CABLES

Cavi freno a mano - Handbremsseile - Cables de frein - Mando freno



| application | OE reference | pos | year | length | code |
|---|--|------------|-------|-------------------------|------------------|
| S80 | | | | | |
| S80 (I)(184) _ all | 9191484 | front | 98-06 | 320 | 57.0244 |
| S80 (I)(184) _ all exc. AWD/BIFUEL | 30714129-30742524-30793820-9434192-94341922-9485316 | rear LH-RH | 98-06 | 1990/1920 | 57.0247 |
| S80 (I)(184) _ all AWD | 3524200 | rear LH-RH | 00-06 | 2025/1945 | 57.0255 |
| S80 (I)(184) _ all BIFUEL | 8666264-9492645 | rear LH-RH | 01-06 | 2060/1990 | 57.0249 |
| S80 (II)(124) _ all | 30665169-30794732 | rear | 06- | 1470/1300 | 57.0257 |
| S80 (II)(124) _ all ch 11932 <- (manual park cable) | 30727364-30794734 | rear LH | 06- | 735/525 | 57.0260 |
| S80 (II)(124) _ all ch 11932 <- (manual park cable) | 30727365-30794735 | rear RH | 06- | 685/515 | 57.0259 |
| S80 (II)(124) _ all ch 11933 -> (manual park cable) | 30793327-30793565-30793745-31268531 | rear LH | 06- | 750/500 | 57.0262 |
| S80 (II)(124) _ all ch 11933 -> (manual park cable) | 30793263-30793566-30793744-31265830 | rear RH | 06- | 715/500 | 57.0261 |
| S90 | | | | | |
| S90 (964) _ all ch 54468 <- | 1387937-13879370-3516478-35164789-68190313 | front | 96-98 | 2065/1790 | 57.0223 |
| S90 (964) _ all ch 54469 -> | 31202868-9140979-91409790 | front | 96-98 | 2065/1830 | 57.0264 |
| S90 (964) _ all | 1387256-13872569-6819032-68190321 | rear LH | 96-98 | 525/360 | 57.0224 |
| S90 (964) _ all ch 54468 <- | 1387257-13872577-6819033-68190339 | rear RH | 96-98 | 755/360 | 57.0225 |
| S90 (964) _ all ch 54469 -> | 9157231 | rear RH | 96-98 | 750/360 | 57.0236 |
| V40 | | | | | |
| V40 (I)(645) _ all | 3345598 | front | 95-04 | 250 | 57.0242 |
| V40 (I)(645) _ all | 30850022-30863449-30884534 | rear LH | 95-00 | 1585/1470 | 57.0231 |
| V40 (I)(645) _ all | 30850023-30863450-30884536 | rear RH | 95-00 | 1585/1470 | 57.0230 |
| V40 (I)(645) _ all | 30621298-30644115-30884537 | rear LH | 00-04 | 1615/1470 | 57.0237 |
| V40 (I)(645) _ all | 30621299-30644116-30884538 | rear RH | 00-04 | 1615/1470 | 57.0238 |
| V40 (II)(525/6) _ all | 31362675 | front | 12- | 335 | 57.0263 |
| V40 (II)(525/6) _ all | 30683349-30683509-30742642-31257680-31262940-31340068-31362965 | rear | 12- | 1855/1740 +1815/1700 | 57.0258 |
| V50 | | | | | |
| V50 (545) _ all | 30760198-1420259-1676740-3M512853CC | front | 03-12 | 340 | 13.0262.1 |
| V50 (545) _ all | 30714215-4N512A603BA | rear | 03-05 | 1875/1745 +1830/1700 | 57.0243 |
| V50 (545) _ all | 30683349-30683509-30742642-31257680-31262940-31340068-31362965 | rear | 05-12 | 1855/1740 +1815/1700 | 57.0258 |
| V70 | | | | | |
| V70 (I)(875/6) _ all exc. AWD | 3516959-35464905-3546590-35465905-9209756 | rear LH-RH | 95-00 | 1670/1480 | 57.0226 |
| | | | | | |
| V70 (I)(875/6) _ all AWD | 9157684-9209757-92097575-9485386 | rear LH-RH | 96-00 | 2170/1890 | 57.0232 |

| application | OE reference | pos | year | length | code |
|-------------|--------------|-----|------|--------|------|
|-------------|--------------|-----|------|--------|------|

> V70

| | | | | | |
|-------------------------------------|---|------------|-------|-----------|----------------|
| V70 (II)(285) _ all | 9191484 | front | 99-08 | 320 | 57.0244 |
| V70 (II)(285) _ all exc. AWD/BIFUEL | 30793819-30793825-3524199 | rear LH-RH | 99-08 | 1960/1890 | 57.0239 |
| V70 (II)(285) _ all AWD | 30714129-30742524-30793820-9434192-94341922-9485316 | rear LH-RH | 01-07 | 1990/1920 | 57.0247 |
| V70 (II)(285) _ all BIFUEL | 30793822-8666265 | rear LH-RH | 01-07 | 2035/1965 | 57.0251 |
| V70 (III)(135) _ all | 30793327-30793565-30793745-31268531 | rear LH-RH | 07- | 750/500 | 57.0262 |
| V70 (III)(135) _ all | 30793263-30793566-30793744-31265830 | rear LH-RH | 07- | 715/500 | 57.0261 |

V90

| | | | | | |
|-----------------------------|--|---------|-------|-----------|----------------|
| V90 (965) _ all ch 54468 <- | 1387937-13879370-3516478-35164789-68190313 | front | 96-98 | 2065/1790 | 57.0223 |
| V90 (965) _ all ch 54469 -> | 31202868-9140979-91409790 | front | 96-98 | 2065/1830 | 57.0264 |
| V90 (965) _ all | 1387256-13872569-6819032-68190321 | rear LH | 96-98 | 525/360 | 57.0224 |
| V90 (965) _ all ch 54468 <- | 1387257-13872577-6819033-68190339 | rear RH | 96-98 | 755/360 | 57.0225 |
| V90 (965) _ all ch 54469 -> | 9157231 | rear RH | 96-98 | 750/360 | 57.0236 |

XC70

| | | | | | |
|-----------------------------------|---|------------|-------|-----------|----------------|
| XC70 CROSS COUNTRY (I)(295) _ all | 9191484 | front | 97-07 | 320 | 57.0244 |
| XC70 CROSS COUNTRY (I)(295) _ all | 30714129-30742524-30793820-9434192-94341922-9485316 | rear LH-RH | 97-07 | 1990/1920 | 57.0247 |

XC90

| | | | | | |
|----------------------------|---|------------|-------|-----------|----------------|
| XC90 (I)(275) _ all | 30645627-30666705-30683896-30714012-30793824-30793827-8649677 | front | 02-14 | 1985/1825 | 57.0254 |
| XC90 (I)(275) _ all | 30645966-30681684 | rear LH | 02-14 | 2160/2105 | 57.0256 |
| XC90 (I)(275) _ all | 30636224-30681683-30793828 | rear RH | 02-14 | 2180/2120 | 57.0252 |
| XC90 (I)(275) _ all D5 AWD | 30636224-30681683-30793828 | rear LH-RH | 07-14 | 2180/2120 | 57.0252 |

ZASTAVA
101

| | | | | | |
|------------------|-------------------------|------|-------|------------------|----------------|
| 101 (1100) _ all | 4255412-4261121-4261122 | rear | 72-93 | 2060/735 +735 | 11.0215 |
|------------------|-------------------------|------|-------|------------------|----------------|

YUGO

| | | | | | |
|--------------------|-------------------|------|-------|--------------------|----------------|
| YUGO _ all | 4402683-4402688 | rear | 80-95 | 2745/1190 +1190 | 59.0202 |
| YUGO FLORIDA _ all | 46617663-46617666 | rear | 89-95 | 3190/1390 +1390 | 59.0203 |

BRAKE CABLES

Cavi freno a mano - Handbremsseile - Cables de frein - Mando freno

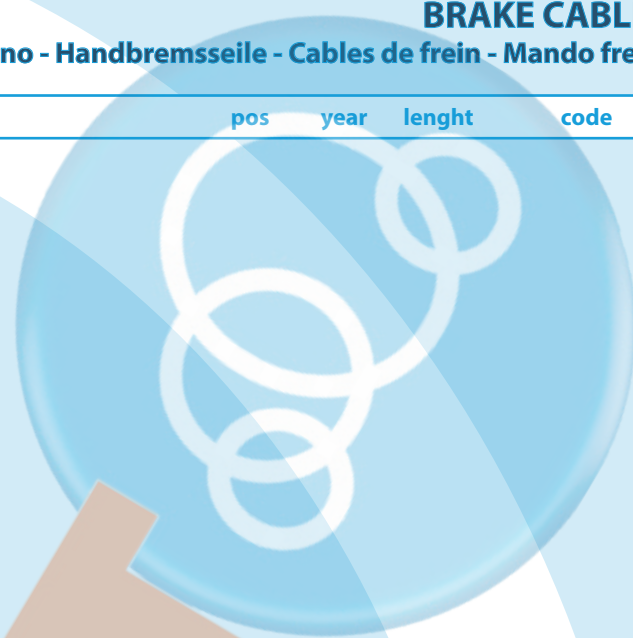


| application | OE reference | pos | year | length | code |
|-------------|--------------|-----|------|--------|------|
|-------------|--------------|-----|------|--------|------|




ADRIAUT

| application | OE reference | pos | year | lenght | code |
|-------------|--------------|-----|------|--------|------|
|-------------|--------------|-----|------|--------|------|



ADRIAUT



RAPPORT

