



CLUTCH CABLES

CAVI FRIZIONE



ADRIAN BIAUT

application	OE reference	year	length	code
-------------	--------------	------	--------	------

AUDI
50

50 _ all	861721335A-867721335C	74-	595/375	55.0106
----------	-----------------------	-----	---------	----------------

80

80 _ all	843721335	72-	950/655	55.0116
80 _ 1.3	321721335C	78-	1115/805	55.0118
80 _ all 4cyl.	811721335F	79-83	940/640	55.0138
80 _ all 5cyl.	321721335D-321721335E	80-83	980/600	55.0134
80 _ all DS	811721335C-811721335H	80-83	940/650	55.0135
80 _ 1.6, 1.8, 2.0 DS/TDS	811721335N-811721335Q-811721335R	83-	930/590	03.0110
80 _ 1.6, 1.8	811721335P	84-	930/590	03.0115

90

90 _ all	811721335N-811721335Q-811721335R	83-	930/590	03.0110
----------	----------------------------------	-----	---------	----------------

100

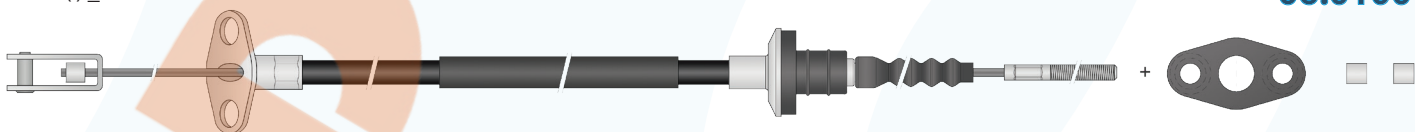
100, 100 COUPÉ (C1) _ 1.8, 1.9	803721335A	70-77	830/655	03.0104
100, 100 AVANT (43, C2) _ 1.6, 2.0	803721335B	77-	900/640	03.0105
100, 100 AVANT (43, C2) _ 2.0 D	803721335C	79-	880/645	03.0106
100, 100 AVANT (43, C2) _ all	431721335G	77-	1160/685	03.0107
100, 100 AVANT (44, 44Q, C3) _ 1.8	443721335D	84-	1280/765	03.0111
100, 100 AVANT (43, C2) _ 1.9	431721335F	76-82	1220/650	03.0108
100, 100 AVANT (44, 44Q, C3) _ all	443721335C	82-84	1190/660	03.0119
100, 100 AVANT (44, 44Q, C3) _ 2.0, 2.2	443721335B	82-84	1190/650	03.0120
100, 100 AVANT (44, 44Q, C3) _ 2.0, 2.2	443721335E	84-	1200/670	03.0118

CHEVROLET - DAEWOO
AVEO / KALOS

AVEO / KALOS _ 1.2, 1.4	96339736	06-	860/685	06.0107
-------------------------	----------	-----	---------	----------------

MATIZ

MATIZ (I) _ 0.8	96315242	98-04	850/585	06.0100
-----------------	----------	-------	---------	----------------



MATIZ (I) _ 1.0	96336061	02-04	850/595	06.0109
MATIZ (II) _ 0.8, 1.0	25187023-96590793	05-11	825/565	06.0106
MATIZ (II) _ 0.8 GPL	25187108-96590791	05-11	845/580	06.0105

CLUTCH CABLES

Cavi frizione - Kupplungsseile - Cables de debrayage - Mando embrague



application	OE reference	year	length	code
-------------	--------------	------	--------	------

SPARK

SPARK _ 0.8	25187108-96590791	05-	845/580	06.0105
SPARK _ 1.0, 1.2	25181785	10-	930/700	06.0108

CHRYSLER

VOYAGER

VOYAGER (I) _ all	4377770	86-91	1050/600	09.0100
VOYAGER (II) _ all	4511098	91-	1060/605	09.0104

CITROEN

2 CV

2 CV _ all	AY3142A-95494917	70-	690/530	07.0102
2 CV _ all with protection	AY3142E	70-	685/520	07.0101

AMI

AMI 6-8	AM3142K	68-	615/460	07.0105
AMI 10 SUPER	5425958	72-	740/600	07.0106

AX

AX _ all	95598955	86-88	665/505	07.0123
AX _ all	96046150	88-91	645/470	07.0128
AX _ all exc. 14	2150N0-96101674-96226727	91-	645/460	07.0137
AX _ 14 INJECTION	96089335	91-	685/510	07.0138

AXEL

AXEL _ all	95492653	85-	745/550	07.0122
------------	----------	-----	---------	----------------

BX

BX _ 14 ch 4193 <-	95496081-95496745-95610155	82-90	460/280	07.0117
BX _ 14 ch 4193 ->	96044602	90-	1230/1000	07.0139
BX _ 16, 19 GT, DS	95496082-95496746	82-85	680/480	07.0118
BX _ 16 SPORT, 19 D	95610218	86-	695/485	07.0126
BX _ all DS	95636691	88-	695/385	07.0140

C1

C1 (I) _ 1.0	2150CQ-313400H030-31340YV020-B001001080	05-14	1590/1400	07.0174
C1 (I) _ 1.4 HDi	2150CR-313400H040	05-08	1445/1285	07.0175
C1 (II) _ 1.0 VTi, 1.2 VTi	2150CQ-313400H030-31340YV020-B001001080	14-	1590/1400	07.0174
C1 (II) _ 1.2 VTi	313400H060-B000651580	14-	1000/750	07.0183

application	OE reference	year	length	code
-------------	--------------	------	--------	------

CX

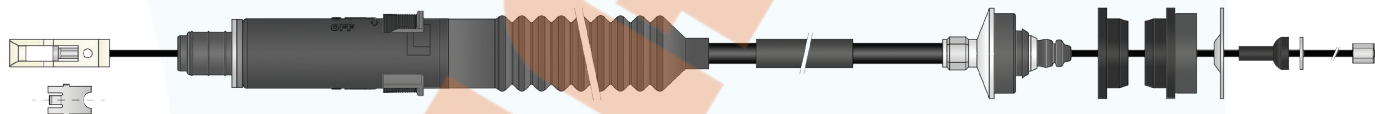
CX_ 2000	5452431	-74	860/490	07.0114
CX_ all 4 speeds	5490093	74-82	875/470	07.0115
CX_ all 4 speeds	95495593	82-85	820/490	07.0121
CX_ all 5 speeds	75491605	74-82	870/610	07.0116
CX_ all 5 speeds	95492896	82-84	875/430	07.0124
CX_ all	95606505	85-	870/465	07.0127

DYANE / MEHARI

DYANE_ all	AY3142	68-	595/380	07.0129
DYANE_ all	AY3142D	-69	610/385	07.0100
DYANE / MEHARI / ACADYANE_ all FOURGONETTE 2CV AK	AY3142A-95494917	69-	690/530	07.0102
DYANE / MEHARI / ACADYANE_ all (with protection)	AY3142E	70-	685/520	07.0101

EVASION

EVASION_ 2.0 BV gear BE3-BE3R A/A	2150S4-1476637080-1479128080	95-	765/395	11.0137.1
EVASION_ 2.0 BV gear BE3-BE3R MOD	2150S4-1476637080-1479128080	95-	765/340	11.0112.1
EVASION_ 1.9TD, 2.0TB BV gear ME A/A	2150T1-1476638080-1480346080	95-	855/540	11.0138.1
EVASION_ 1.9TD, 2.0TB BV gear ME MOD	2150T1-1476638080-1480346080	95-	855/505	11.0113.1
EVASION_ 2.1 TD BV/ML A/A	2150P6-1476128080	96-	1080/765	11.0139.1



EVASION_ 2.1 TD BV/ML MOD	2150P6-1476128080	96-	1080/715	11.0116.1
----------------------------------	-------------------	-----	----------	------------------



EVASION_ 1.9 DS, 2.0 gear BE4R A/A	2150AC-1487268080	00-	965/685	11.0140.1
EVASION_ 1.9 DS, 2.0 gear BE4R MOD	2150AC-1487268080	00-	965/645	11.0144.1
EVASION_ 2.0 HDi BV/MLSC A/A	2150AN-1487725080	00-	995/695	11.0141.1
EVASION_ 2.0 HDi BV/MLSC MOD	2150AN-1487725080	00-	995/650	11.0145.1

GS / GSA

GS / GSA_ all	5455721-GX4217601A	74-	1165/1000	07.0113
---------------	--------------------	-----	-----------	----------------

LN / LNA

LN / LNA_ all	5490829	78-	780/575	07.0107
LNA_ 11E - 11RE	95495608	81-	460/265	07.0108

NEMO

NEMO_ 1.4	2150EA-55211350-55216695	08-	1020/555	11.0154.1
-----------	--------------------------	-----	----------	------------------

CLUTCH CABLES

Cavi frizione - Kupplungsseile - Cables de debrayage - Mando embrague



application	OE reference	year	length	code
-------------	--------------	------	--------	------

SAXO

SAXO _ all exc. DS	2150Q2-96262085	96-	675/500	07.0147
SAXO _ all DS w/metal	2150L8-2150Q3-96259810	96-	670/505	07.0148

VISA

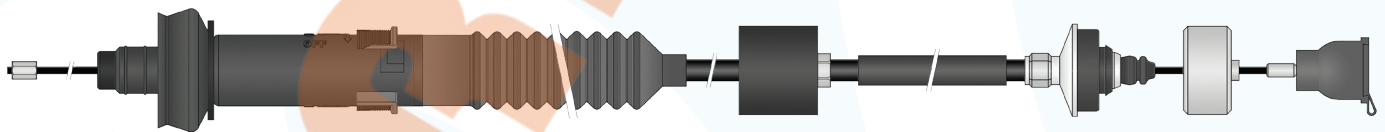
VISA _ 0.6	95493247-75492029	-80	835/655	07.0109
VISA _ 0.6	95493315	80-	830/640	07.0110
VISA _ 1.0, 11E, SUPERX	95493403-75491651	80-	420/275	07.0111
VISA _ 1.0, 11E, 14 GT, SUPERX	95493316-95545123	80-	440/245	07.0112
VISA _ 16 GTI, 17 D	95496584-95594985	84-	745/555	07.0120

XANTIA

XANTIA _ all exc. 16v, TDS	96097749	93-	780/470	07.0145
XANTIA _ all 16v, TDS ch 6748 <-	96108987	93-	845/630	07.0146
XANTIA _ all 16v, TDS ch 6749 ->	2150P5	96-	845/615	07.0149
XANTIA _ 1.9 DS (all) exc. TURBO ch 6748 ->	2150P4-2150AA	97-	780/485	07.0162

XSARA

XSARA _ 1.4i, 1.6i A/A	2150V7-9625275680	97-	615/390	07.0177
XSARA _ 1.4i, 1.6i MOD	2150V7-9625275680	97-	615/355	07.0157
XSARA _ 1.8 DS, 1.9 DS A/A	2150E8-2150K3-2150G9-2150J1-2150L5-2150V9-2150Y1 9622137780-9625276780-9634114380	97-	655/380	07.0167
XSARA _ 1.8 DS, 1.9 DS MOD	2150V9-9625276780	97-	655/350	07.0158
XSARA _ 1.9 TDS, 2.0 A/A	2150V2-2150S2-2150X0-2150Y2-9632112980-9632326780	97-	720/535	07.0176
XSARA _ 1.9 TDS, 2.0 MOD	2150V2-2150S2-2150X0-2150Y2-9632112980-9632326780	97-	720/490	07.0159
XSARA _ 1.6, 1.8, 1.9 DS A/A	2150AR-2150Z6-9646122580	00-	895/740	07.0173
XSARA _ 1.6, 1.8, 1.9 DS MOD	2150AR-2150Z6-9646122580	00-	895/700	07.0164
XSARA PICASSO _ all A/A	2150AS-2150AT-2150Z5-9645688880	00-	895/725	07.0165



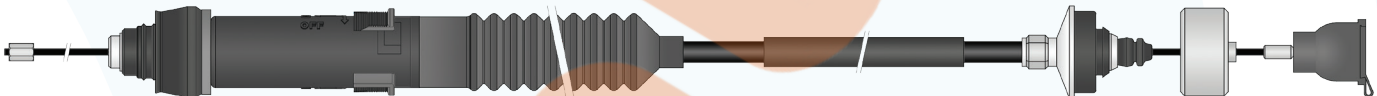
XSARA PICASSO _ all MOD	2150AS-2150AT-2150Z5-9645688880	00-	895/695	07.0171
--------------------------------	---------------------------------	-----	---------	----------------

ZX

ZX _ 1.1, 1.4 ch 6568 <-	96104679	91-93	605/375	07.0141
ZX _ 1.1, 1.4 ch 6568 ->	2150K7-2150N9	94-	645/370	07.0151
ZX _ 1.6, 1.9 ch 6568 <-	2150P7-96104680	91-93	655/375	07.0142
ZX _ 1.9, 2.0 TDS ch 6568 ->	2150R5-96110296	93-	710/525	07.0144
ZX _ 1.6, 1.8, 2.0 ch 6568 ->	2150K6-2150N8	94-	670/360	07.0152
ZX _ 1.9 TD, 16v ch 6568 <-> ch 6810	2150K8-2150P0	94-	745/520	07.0153
ZX _ 1.9 DS ch 6749 ->	2150P8	96-	685/380	07.0150
ZX _ 1.9 TDS, 2.0 ch 6810 ->	2150Q0	97-	760/545	07.0161

application	OE reference	year	length	code
-------------	--------------	------	--------	------

CITROEN commercial vehicles
BERLINGO

BERLINGO (I) 1.4 MS, (II) 1.4 (3d) CC 1.1, 1.4 (5d) MS A/A	2150R1	96-	615/400	07.0178
BERLINGO (I) 1.4 MS, (II) 1.4 (3d) CC 1.1, 1.4 (5d) MS MOD	2150R1	96-	615/365	07.0154
BERLINGO (I) 1.8, 2.0 HDi (L=630) MS/CC A/A	2150V1	97-	650/380	07.0169
BERLINGO (I) 1.8, 2.0 HDi (L=630) MS/CC MOD	2150V1	97-	650/350	07.0156
BERLINGO (I) 1.9 D (3d), 2.0 HDi (L=610) MS/CC A/A	2150R2	96-	655/380	07.0170
BERLINGO (I) 1.9 D (3d), 2.0 HDi (L=610) MS/CC MOD	2150R2	96-	655/375	07.0163
BERLINGO (I) 1.9 D (5d) (II) 1.6, 2.0 HDi MS/CC ch 11189 <- A/A	2150AH-96384246802	98-	900/740	07.0166
BERLINGO (I) 1.9 D (5d) (II) 1.6, 2.0 HDi MS/CC ch 11189 <- MOD	2150AH-96384246802	98-	895/700	07.0172
BERLINGO (II) 1.6, 2.0 HDi MS/CC gear BE4 ch 11189-> A/A	2150CF-2150CX-2150CS-9648780380-9661239180	03-	895/735	07.0168
				
BERLINGO (II) 1.6, 2.0 HDi MS/CC gear BE4 ch 11189-> MOD	2150CF-2150CX-2150CS-9648780380-9661239180	03-	895/700	07.0179
BERLINGO (II) _ all gear BE4R A/A	2150CY-9664708080	07-	870/705	07.0130
BERLINGO (II) _ all gear BE4R MOD	2150CY-9664708080	07-	870/665	07.0181

C15

C15 _ 1.1 E	95493316-95545123	84-97	440/245	07.0112
C15 _ 1.4 E	95636976-96019324	92-96	675/400	07.0143J
C15 _ 1.8 D	95636991	92-97	695/375	07.0143
C15 _ 1.9 D ch 04497 <-	95496584-95594985	99-05	745/555	07.0120
C15 _ 1.9 D ch 04497 ->	95636991	99-05	695/375	07.0143

C25

C25 _ all	2150E2-215055-4460471-7724708-ZF04460471	83-	1200/895	11.0147
-----------	--	-----	----------	----------------

C35

C35 _ all	5437678-ZF05437678	77-	2120/1940	11.0148
-----------	--------------------	-----	-----------	----------------

JUMPER

JUMPER (I) _ 1.9/2.5 DS, 2.0 BV gear ME5T	2150J2-2150T4-2150T5-1310131080	94-	1035/520	11.0195
JUMPER (I) _ 1.9 TDS BV gear ME5T	2150J4-2150T6-1312633080-1318450080	94-	1070/525	11.0198
JUMPER (I) _ all TD, 2.0 DS BV gear ME5T 3.5T	2150J3-2150T7-1310132080-1318446080	94-	1090/640	11.0196

CLUTCH CABLES

Cavi frizione - Kupplungsseile - Cables de debrayage - Mando embrague



application	OE reference	year	length	code
-------------	--------------	------	--------	------

> JUMPER

JUMPER (I)(II) _ 1.9 DS, 1.9 TDS gear ML5T	2150AP-2150Z7-1335053080-1321581080-132967280	94-	1480/930	11.0123.1
JUMPER (I)(II) _ 2.8 HDi, DS, TDS gear ML5T	2150AV-2150Y5-1329672080-1322174080-1335052080	94-	1435/910	11.0118.1

JUMPY

JUMPY _ 1.6/2.0, 1.9DS gear BE3/3R A/A	2150S4-1476637080-1479128080	95-	765/395	11.0137.1
JUMPY _ 1.6/2.0, 1.9DS gear BE3/3R MOD	2150S4-1476637080-1479128080	95-	765/340	11.0112.1
JUMPY _ 1.9 TDS, 2.0 T BV gear ME A/A	2150T1-1476638080-1480346080	95-	855/540	11.0138.1
JUMPY _ 1.9 TDS, 2.0 T BV gear ME MOD	2150T1-1476638080-1480346080	95-	855/505	11.0113.1
JUMPY _ 1.9 TDS BV gear ML5T A/A	2150P6-1476128080	96-	1080/765	11.0139.1
JUMPY _ 1.9 TDS BV gear ML5T MOD	2150P6-1476128080	96-	1080/715	11.0116.1
JUMPY _ 1.9 DS, 2.0 BZ gear BE4R A/A	2150AC-1487268080	00-	965/685	11.0140.1
JUMPY _ 1.9 DS, 2.0 BZ gear BE4R MOD	2150AC-1487268080	00-	965/645	11.0144.1
JUMPY _ 2.0 HDi BV gear ML5C A/A	2150AN-1487725080	00-	995/695	11.0141.1
JUMPY _ 2.0 HDi BV gear ML5C MOD	2150AN-1487725080	00-	995/650	11.0145.1

DACIA

LOGAN

LOGAN (I) _ all	6001546867-8200215961	04-	1140/690	41.0180
LOGAN LS (I) _ 1.5 DCi, 1.6 16v	6001548445	05-	1125/690	41.0108.1
LOGAN MCV (II) _ 1.2	307705043R	13-	970/695	41.0107.1

SANDERO

SANDERO (I) _ all	6001546867-8200215961	08-	1140/690	41.0180
SANDERO (II) _ 1.2	307705043R	13-	970/695	41.0107.1

DAIHATSU

APPLAUSE

APPLAUSE A101/A111 _ 1.6	3134087108-3134087109-3134087721000-3134087728000	88-	695/580	08.0104
--------------------------	---	-----	---------	----------------

CHARADE

CHARADE G11-G30-G21 _ all 3cyl.	3134087713000	84-87	715/510	08.0101
CHARADE G100-G101 _ all 3cyl.	3134087716000-3134087724000-3134087729000	88-90	725/620	08.0102
CHARADE G100W/EFi _ all 3cyl.	3134087717000	88-	745/620	08.0103
CHARADE _ all 4cyl.	3134087108-3134087109-3134087721000-3134087728000	89-90	695/580	08.0104

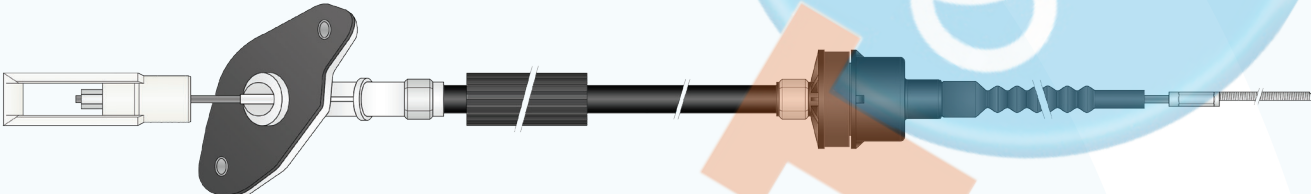
application	OE reference	year	length	code
CHARMANT				
CHARMANT _ 1.3	3134019225000	82-88	1715/750	08.0106
FEROZA				
FEROZA _ 1.6, 1.6 DX 4WD	3134087625000	92-97	2235/2030	08.0105
ROCKY				
ROCKY _ all 4WD	3134087625000	90-92	2235/2030	08.0105
DR MOTOR				
DR1				
DR1 _ all	703010034	10-	955/675	04.0100
DR2				
DR2 _ all	703010052	10-	935/610	04.0101
FERRARI				
308				
308 _ GTB/GTS	106745	-	2308/382	15.0100
308 _ GT4	106598	-	2488/422	15.0102
400 - 412				
400i - 412i _ all	110020	-	617/369	15.0104
FIAT				
124				
124 _ all	4141755-4152672	66-	930/735	11.0130
124 _ all	4264074-4285116-4293621-FA12623103	72-	950/725	11.0132
124 SPECIAL/SPECIAL T _ all	4172525	68-	935/740	11.0131
124 COUPE', SPIDER _ all	4166802-4231330	-73	900/710	11.0133
124 COUPE', SPIDER _ all	4297126	73-	905/710	11.0153
125				
125-125 SPECIAL _ all	4154803-4175027-GE12623100	69-	1100/845	11.0134
126				
126-126 BIS _ all	4285573	73-	2065/290	11.0105

CLUTCH CABLES

Cavi frizione - Kupplungsseile - Cables de debrayage - Mando embrague



application	OE reference	year	length	code
127				
127 _ all	4305713-4235527-HB12623100	71-76	440/270	11.0113
127 _ all	4378669-HB12623101	1-5/77	460/265	11.0114
127 _ 1050cc	4395851-HH12623104	77-81	480/275	11.0116
127 _ 900cc	5988527	77-81	460/275	11.0115
127 _ all	4395851-HH12623104	81-	480/275	11.0116
127 _ 900cc	39339470-X039339470	83-	495/325	11.0117
127 _ all DS-PANORAMA-147	4358923-1481583	83-	485/325	11.0118
128				
128 _ all	4234276-4306698	69-73	520/310	11.0120
128 _ all with servobrake	4264454-4305712	73-	530/280	11.0121
130				
130 _ all	4326611	-	1340/1160	11.0182
130 B _ all	4330114	-	1480/1230	11.0181
131				
131 _ all	4336454-4350460-JA12620100	-3/78	1190/930	11.0135
131 _ all	4395749-4441735-JA12620101	4/78-	1225/935	11.0137
131 _ all with air conditioner	4400487	4/78-	1145/865	11.0138
131 _ all DS BOSCH	4395749-4441735-JA12620101	-	1225/935	11.0137
131 _ all DS CAV	4428452	-	1330/1105	11.0140
132				
132 _ all	4154803-4175027-GE12623100	-3/77	1100/845	11.0134
132 _ all	4380878	4/77-	1125/840	11.0141
132 _ all DS BOSCH	4380878	-	1125/840	11.0141
132 _ all DS CAV	4429871	-	1160/900	11.0142
500 D-F-L-R				
n 500 D _ all	980594	-64	2100/305	11.0100
n 500 D GIARDINIERA _ all	4050451	-64	2215/305	11.0103
n 500 F-L _ all	4117460-4178169	-72	2100/305	11.0101
n 500 L _ all	4285285	72-	2070/305	11.0102
n 500 R _ all	4285573	73-	2065/290	11.0105
n 500 F GIARDINIERA _ all	4119634-4286563	-74	2200/305	11.0104
n 500 F GIARDINIERA _ all	4296472	74-	2150/305	11.0143

application	OE reference	year	length	code
500				
500 _ 1.2	55183097-1558930-9C517K553AA	07-	995/650	11.0134.1
500, 500C _ 1.3 MJTDF	55196302-1558931-9S517K553BA	07-10	1025/640	11.0135.1
500, 500C _ 1.3 MJTDF	55230959-1735313	10-	1025/665	11.0152.1
500, 500C _ 1.4	55210048	07-10	995/655	11.0146.1
500, 500C _ 1.4	55231065	10-	995/665	11.0153.1
500, 500C _ 0.9 TWIN AIR, 1.2	55226950-1735312-AS517K553AA	07-	995/665	11.0148.1
				
600				
600 _ all	982761	59-	2060/380	11.0106
600 D-E _ all	4094608-996179	63-	2050/380	11.0107
600 D-M _ all	4063590	63-	2660/360	11.0144
600 T _ all	4109109	-69	2660/375	11.0145
850				
850 _ all with bracket	4112752	65-	1950/475	11.0108
ARGENTA				
ARGENTA _ all	4380878	81-	1125/840	11.0141
ARGENTA _ all DS CAV	4429871	81-	1160/900	11.0142
BARCETTA				
BARCETTA _ all	46724233	95-	765/310	11.0129.1
BRAVO - BRAVA				
BRAVO (I) - BRAVA _ 1.2, 1.4	46453539-7770205	95-98	940/470	11.0194
BRAVO (I) - BRAVA _ 1.6, 1.8, 1.9 DS	7771565	-95	860/360	11.0110.1
BRAVO (I) - BRAVA _ 1.6, 1.8	46448106-46797595	95-02	1475/1065	11.0197
BRAVO (I) - BRAVA _ 1.9 DS/TD	46467631-46472971-46475314-46475319	95-01	1505/1085	11.0109.1
CAMPAGNOLA				
CAMPAGNOLA _ all BZ	1377015	-	1450/1170	11.0149
CAMPAGNOLA _ all DS	4458685	-	1270/1020	11.0150

CLUTCH CABLES

Cavi frizione - Kupplungsseile - Cables de debrayage - Mando embrague

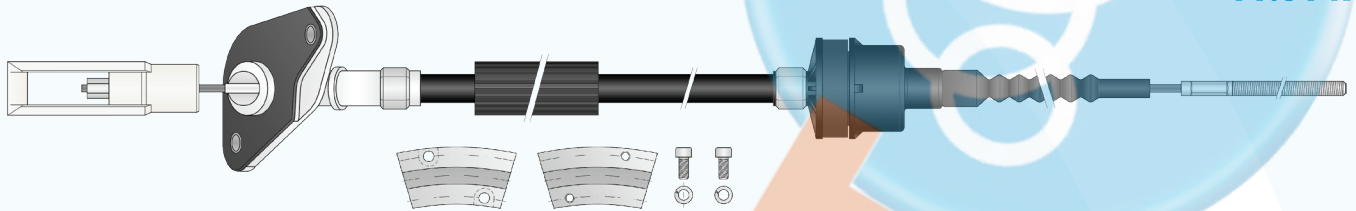


application	OE reference	year	length	code
CINQUECENTO				
CINQUECENTO _ 0.7	7632289	92-	680/400	11.0177
CINQUECENTO _ 0.9	7680262	92-	585/275	11.0178
CINQUECENTO _ 1.1 SPORTING	46406436	94-	775/405	11.0101.1
CROMA				
CROMA _ all MOD	82424220	-88	960/670	11.0188
CROMA _ all MOD	82435483	88-	915/650	11.0189
DINO				
DINO _ all	4257001	-	1205/1010	11.0173
DUNA				
DUNA _ all	5963181	87-89	645/350	11.0159
DUNA _ all	7515915	86-90	645/360	11.0171
MAREA				
MAREA BER/SW _ 1.2, 1.4	46453539-7770205	96-02	940/470	11.0194
MAREA BER/SW _ 1.6, 1.8	46448106-46797595	96-02	1475/1065	11.0197
MAREA BER/SW _ 1.9 TD/JTD	46467631-46472971-46475314-46475319	96-99	1505/1085	11.0109.1
MULTIPLA				
MULTIPLA _ all	46538236	98-	865/465	11.0128.1
PALIO - SIENA				
PALIO, PALIO WEEKEND _ 1.2, 1.4, 1.6 16v	46781011-46781018	96-	740/290	11.0119.1
PALIO, PALIO WEEKEND _ all DS	46457545-46522370-46558766-46740889	96-	720/305	11.0115.1
PALIO _ 1.2, 1.6 16v	46736944-46761783-46788229-46817363	-00	795/395	11.0122.1
PALIO _ 1.2, 1.6 16v	46522367-46522369-46558765-46740887-46740888-55210238	00-	685/305	11.0111.1
PALIO - SIENA _ all	46781011-46781018	99-	740/290	11.0119.1
PANDA				
PANDA _ 30 (620mm)	4406586	80-	620/440	11.0110
PANDA _ 30 (600mm)	4406586	80-	600/430	11.0111
PANDA _ 45	4406587-SE141126201A	80-	515/325	11.0112
PANDA _ 750-900-1000 DANCE/YOUNG PANDA _ all DS/4WD	7550409-7555958	86-91	565/355	11.0156
PANDA _ 750-900-1000	7706794	91-	565/360	11.0172
PANDA _ all injection Weber-Maquillage	7702089	91-	585/370	11.0187

application	OE reference	year	length	code
-------------	--------------	------	--------	------

NUOVA PANDA

PANDA (II) _ 1.1, 1.2 8v	55183097-1558930-9C517K553AA	03-	995/650	11.0134.1
PANDA (II) _ 1.2, 1.3 MJTD	55196302-1558931-9S517K553BA	03-	1025/640	11.0135.1
PANDA (II) _ 1.4 BZ/NP	55210048	06-	995/655	11.0146.1
PANDA (II), PANDA VAN _ 1.3 MJTD	55230144	10-	990/620	11.0147.1



PANDA (III) _ 0.9, 1.2	55226950-1735312-AS517K553AA	12-	995/665	11.0148.1
------------------------	------------------------------	-----	---------	------------------

PUNTO

PUNTO (I) _ 1.1, 1.2	7735823-7798973	93-94	855/435	11.0184
PUNTO (I) _ all GT-DS-TD	7738397-7780034	93-94	695/310	11.0185
PUNTO (I) _ all	46437478	3-6/94	855/465	11.0107.1
PUNTO (I) _ all	46451736-46469621-46461939-7780036	94-97	855/470	11.0108.1
PUNTO (I) _ all BZ	46451736-46469621-46461939-7780036	97-	855/470	11.0108.1
PUNTO (I) _ all DS/TD	46461941	97-	695/335	11.0114.1

QUBO

QUBO _ 1.4	2150EA-55211350-55216695	08-	1020/555	11.0154.1
QUBO _ 1.3 MJTD	55212927	08-	780/400	11.0155.1

REGATA

REGATA _ all	5967096	1-12/83	630/395	11.0127
REGATA _ all	7542416-7556324-92511290	84-85	620/375	11.0154
REGATA _ all BZ	7542416-7556324-92511290	85-	620/375	11.0154
REGATA _ all DS	7559911	85-	595/375	11.0155
REGATA _ all TD	7584093	-87	670/380	11.0164
REGATA _ all TD, 1.6 ie	7616775	87-	650/375	11.0165

RITMO

RITMO _ 1.0, 1.1	4445326-4419451-X044453260	78-82	625/360	11.0123
RITMO _ 1.0, 1.1 without servobrake	4379430-RF1262012	78-82	625/390	11.0122
RITMO _ 1.3, 1.5, 1.6	7542416-7556324-92511290	78-	620/375	11.0154
RITMO _ 1.3, 1.5	5936838-X059368380	81-82	620/365	11.0124
RITMO _ 1.5	5967096	83-87	630/395	11.0127
RITMO _ all exc. TC/DS	7542416-7556324-92511290	83-	620/375	11.0154
RITMO _ 1.6 105 TC, 2.0 125/130 TC	5977381-7536184	81-85	620/395	11.0128
RITMO _ 2.0 130 TC	7558218	85-88	620/410	11.0158

CLUTCH CABLES

Cavi frizione - Kupplungsseile - Cables de debrayage - Mando embrague



application	OE reference	year	length	code
-------------	--------------	------	--------	------

> RITMO

RITMO _ 55 1.7 DS	4431992-X044319920	80-81	575/300	11.0125
RITMO _ 55 1.7 DS	5937115-X059371150	81-85	575/310	11.0126
RITMO _ 60 1.7 DS, 1.9 TD	7559911	85-88	595/375	11.0155

SEICENTO

SEICENTO / 600 _ 0.9	7680262	98-	585/275	11.0178
SEICENTO / 600 _ 1.1 MPI	46771188	98-	615/300	11.0143.1
SEICENTO / 600 _ 1.1 SPI/MPI	46406436	98-	775/405	11.0101.1

TEMPRA

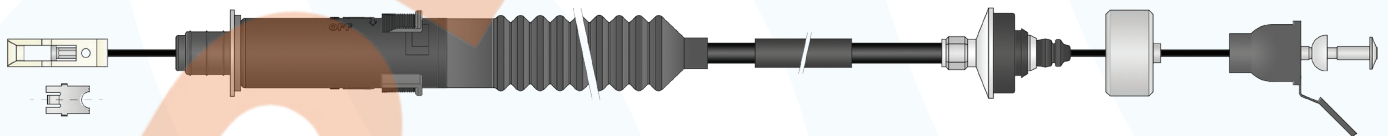
TEMPRA _ 1.4, 1.6	7610378-7674443	90-94	700/320	11.0161
TEMPRA _ 1.4, 1.6	7784315-7690073-7710210-7722749	94-96	730/320	11.0176
TEMPRA _ 1.6 ie	7784315-7690073-7710210-7722749	90-93	730/320	11.0176
TEMPRA _ 1.8 ie, 2.0 ie, 1.9 DS/TD	7649509-7670999-7722751-7785747-7691166-7710212	93-	760/320	11.0167
TEMPRA _ 1.6 Brasil	7542416-7556324-92511290	-	620/375	11.0154

TIPO

TIPO _ 1.1, 1.4, 1.6	7610378-7674443	88-93	700/320	11.0161
TIPO _ 1.6 ie, 1.7 DS BOSCH	7784315-7690073-7710210-7722749	90-	730/320	11.0176
TIPO _ 1.8 ie, 2.0 ie, 1.9 DS/TD	7649509-7670999-7722751-7785747-7691166-7710212	89-93	760/320	11.0167

ULYSSE

ULYSSE (I) _ 1.8 ie CEE, 2.0 ie A/A	2150S4-1476637080-1479128080	94-02	765/395	11.0137.1
ULYSSE (I) _ 1.8 ie CEE, 2.0 ie MOD	2150S4-1476637080-1479128080	94-02	765/340	11.0112.1
ULYSSE (I) _ 2.0 TB A/A	2150T1-1476638080-1480346080	94-02	855/540	11.0138.1
ULYSSE (I) _ 2.0 TB MOD	2150T1-1476638080-1480346080	94-02	855/505	11.0113.1
ULYSSE (I) _ 1.9 TD, 2.1 TD, 2.0 ie A/A	2150P6-1476128080	94-02	1080/765	11.0139.1
ULYSSE (I) _ 1.9 TD, 2.1 TD, 2.0 ie MOD	2150P6-1476128080	94-02	1080/715	11.0116.1
ULYSSE (I) _ 2.0 16v CEE A/A	2150AC-1487268080	94-02	965/685	11.0140.1
ULYSSE (I) _ 2.0 16v CEE MOD	2150AC-1487268080	94-02	965/645	11.0144.1
ULYSSE (I) _ 2.0 JTD, 2.2 JTD A/A	2150AN-1487725080	00-	995/695	11.0141.1



ULYSSE (I) _ 2.0 JTD, 2.2 JTD MOD	2150AN-1487725080	00-	995/650	11.0145.1
--	-------------------	-----	---------	------------------

application	OE reference	year	length	code
UNO				
UNO _ all	4444079	83-86	625/325	11.0129
UNO _ all	7592915	86-89	625/320	11.0160
UNO _ 0.9, 1.0, 1.1, TREND	7679548	89-93	675/340	11.0168
UNO _ 0.9, 1.0, 1.1, TREND	7711880-7781085	93-	675/325	11.0186
UNO _ 1.0, 1.1 R/89 STING	7592915	89-93	625/320	11.0160
UNO _ all exc. 1.0, 1.1 TREND	7727939	93-	800/455	11.0183
UNO _ 1.3 SEVEL Argentina	46588890	91-	655/280	11.0199
UNO _ 1.6 SEVEL Argentina	46590638	91-	650/270	11.0100.1
UNO _ all TURBO ie	7599190	87-93	695/335	11.0163
UNO _ all TURBO ie	7709460-7677537	90-93	640/330	11.0175
UNO _ 1.3 DS/TDS	7592915	86-89	625/320	11.0160
UNO _ 1.3 DS R/89, 1.4 TD	7709460-7677537	89-93	640/330	11.0175
UNO _ 1.7 DS/TDS	7628544	87-90	650/340	11.0166
UNO _ 1.7 DS/TDS	7709460-7677537	90-93	640/330	11.0175
UNO _ 1.7 DS/TDS	7781087	93-	635/330	11.0192
UNO CS _ all	5963181	87-89	645/350	11.0159
UNO CS _ all	7515915	88-91	645/360	11.0171
UNO S/CS/PICK-UP _ all Brasil	50007570-50007676-7520132	91-	645/355	11.0193

FIAT commercial vehicles
242

242 _ all	5437678-ZF05437678	77-	2120/1940	11.0148
-----------	--------------------	-----	-----------	----------------

850 T - 900 T-E

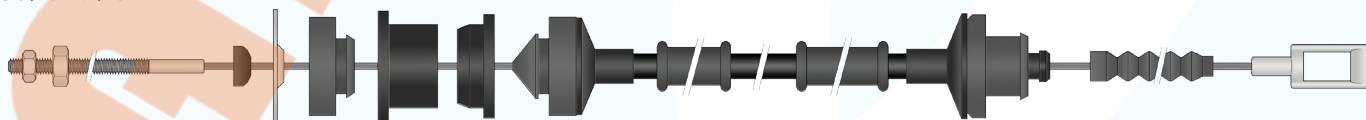
850 T - 900 T-E _ all	4137242	-	2650/480	11.0146
-----------------------	---------	---	----------	----------------

DOBLÒ

DOBLÒ CARGO/MPV/SW _ all	45750475-46810429-46816591	01-	730/180	11.0179
--------------------------	----------------------------	-----	---------	----------------

DUCATO

DUCATO 280-290 _ all	2150E2-215055-4460471-7724708-ZF04460471	81-94	1200/895	11.0147
DUCATO 230 _ all BZ 10/14 q.li DUCATO 230 _ 2.5, 2.8 D/TD gear ME	2150J2-2150T4-2150T5-1310131080	94-	1035/520	11.0195
DUCATO 230 _ all BZ 18 q.li DUCATO 230 _ 2.5 D/TD, 2.8 TD/SP gear MG	2150J3-2150T7-1310132080-1318446080	94-	1090/640	11.0196
DUCATO 230 _ 2.0 D/TD gear ME	2150J4-2150T6-1312633080-1318450080	94-	1070/525	11.0198
DUCATO 230 _ 1.9 D/TD W3 gear ML	2150AP-2150Z7-1335053080-1321581080-132967280	98-	1480/930	11.0123.1
DUCATO 230 _ 2.5 D/TD EGR/TD ECO, 2.8 D/TD EGR/ASP	2150AV-2150Y5-1329672080-1322174080-1335052080	98-	1435/910	11.0118.1



DUCATO 230 _ all DS gear MLGU ch 6144101 -> 1336432080		01-	1075/660	11.0142.1
--	--	-----	----------	------------------

CLUTCH CABLES

Cavi frizione - Kupplungsseile - Cables de debrayage - Mando embrague



application	OE reference	year	length	code
FIORINO				
FIORINO _ 900cc	5988527	77-	460/275	11.0115
FIORINO _ 900cc-1050cc	4395851-HH12623104	81-	480/275	11.0116
FIORINO _ 1050cc, DS Brasil	4358923-1481583	83-	485/325	11.0118
FIORINO _ all	5963181	89-91	645/350	11.0159
FIORINO _ all	7515915	91-93	645/360	11.0171
FIORINO _ all	7520132-50007676-50007570	93-95	645/355	11.0193
FIORINO _ all	7521110	95-97	685/330	11.0103.1
FIORINO _ all	50007727	97-	680/320	11.0120.1
FIORINO _ all	50011681	98-	700/320	11.0121.1
SPAZIO FIORINO _ all SEVEL Argentina	4358923-1481583	-	485/325	11.0118

IVECO DAILY - GRINTA

DAILY (I) _ all 30.8-35.8-40.8	93800352	78-84	1205/995	11.0151
DAILY (I) _ all 35.8-40.8	93805586-93802517	84-89	1190/995	11.0152
DAILY (I) TURBODAILY _ all 35.10	93807157	85-89	1255/935	11.0162
DAILY (I) TURBODAILY _ all 45/49.10	93807127-93809501	88-89	1230/930	11.0170
DAILY (II) _ all gamma 5	93809100-93812661	89-92	1120/955	11.0191
DAILY (II) TURBODAILY _ all gamma 5	93820871-93809922	89-92	1230/900	11.0105.1
DAILY (II) _ all gamma 5 DAILY (II) TURBODAILY _ all gamma 5	93809100-93812661	92-99	1120/955	11.0191
DAILY (II) _ all 35.8-49.10-49.12	93820874	89-99	1935/1610	11.0130.1

SCUDO

SCUDO _ 1.6 BZ, 1.9 DS A/A	2150S4-1476637080-1479128080	95-04	765/395	11.0137.1
SCUDO _ 1.6 BZ, 1.9 DS MOD	2150S4-1476637080-1479128080	95-04	765/340	11.0112.1
SCUDO _ 1.9TD EM.08, 2.0ie, 2.1TD A/A	2150T1-1476638080-1480346080	95-04	855/540	11.0138.1
SCUDO _ 1.9TD EM.08, 2.0ie, 2.1TD MOD	2150T1-1476638080-1480346080	95-04	855/505	11.0113.1
SCUDO _ 1.9 TD EM.09/CEE gear ML A/A	2150P6-1476128080	95-04	1080/765	11.0139.1
SCUDO _ 1.9 TD EM.09/CEE gear ML MOD	2150P6-1476128080	95-04	1080/715	11.0116.1
SCUDO _ 1.9 TD, 2.0 BZ A/A	2150AC-1487268080	95-04	965/685	11.0140.1
SCUDO _ 1.9 TD, 2.0 BZ MOD	2150AC-1487268080	95-04	965/645	11.0144.1
SCUDO _ 2.0 JTD 110cv CF3 8v A/A	2150AN-1487725080	95-04	995/695	11.0141.1
SCUDO 2.0 JTD 110cv CF3 8v MOD	2150AN-1487725080	95-04	995/650	11.0145.1

STRADA

STRADA PICK-UP _ all	46781011-46781018	99-	740/290	11.0119.1
----------------------	-------------------	-----	---------	------------------

TALENTO

TALENTO _ all	2150E2-215055-4460471-7724708-ZF04460471	89-94	1200/895	11.0147
---------------	--	-------	----------	----------------

application	OE reference	year	length	code
FORD				
CAPRI				
CAPRI, CAPRI MK _ 1.6, 2.0	1486791-1537014	70-74	1110/860	13.0144
CAPRI _ 1.3, 1.6	1523359	72-73	1100/925	13.0107
CAPRI _ 1.6	1555138-6066670	75-	1090/970	13.0108
ESCORT				
ESCORT (I) _ all	1475933	-75	980/740	13.0102
ESCORT (II) _ all	1561360	75-80	1005/700	13.0103
ESCORT (III) _ all	6091957-6139192	80-83	1210/925	13.0104
ESCORT (III) _ 1.6 i	6140343-83AB7K553AA	83-86	1360/1075	13.0131
ESCORT (IV) _ all	6082434-6166128	86-90	710/440	13.0132
ESCORT (V) _ all NO ABS	6575413-91AB7K553AD	90-	785/455	13.0141
ESCORT (V) _ all ABS	6492352-91AB7K553EA	90-	1010/680	13.0142
ESCORT (V) _ EA 1.6, 1.8 16v, 1.8 DS ESCORT (V) _ 1.8 i ZETEC - E (BC-MTX75)	6779976-6900281	90-95	785/465	13.0169
ESCORT (V) _ EA (HCS-BC-MTX75)	1016071-94AB7K553AB	90-95	785/465	13.0176
ESCORT (VI) _ FA ZETEC-E (HCS-B5-IB5)	1038238-94AB7K553AC	95-01	795/465	13.0178
ESCORT (VI) _ FA 1.6 TR-CVH (HCS-B5-IB5)	1038239-6789186-94AB7K553FB	95-01	805/465	13.0177
ESCORT (VI) _ FA ZETEC 1.8 Ef-DOHC, 2.0 Ef 16v-DS, 1.8 TI/TC	1038241-94AB7K553HC	95-01	865/440	13.0179
FIESTA				
FIESTA _ all	6046205-6066678-6109041	76-	645/340	13.0100
FIESTA _ all with servobrake	6046206-6066679-6143701	76-	650/360	13.0101
FIESTA _ all	6174503-6612561	89-94	645/345	13.0133
FIESTA _ all	6900282	94-96	645/370	13.0166
GRANADA				
GRANADA _ 2.3, 2.6	6041089	72-	1245/975	13.0155
GRANADA _ 2.0	6066680	76-77	1110/850	13.0157
GRANADA _ 2.0	1610384	78-	1140/860	13.0158
GRANADA _ 2.5, 2.8	6066681-6066684	78-	1245/960	13.0116
GRANADA _ all DS	6066685	76-	1225/950	13.0117
KA				
KA _ 1.2	1558930-9C517K553AA-55183097	08-10	995/650	11.0134.1
KA _ 1.2	55226950-1735312-AS517K553AA	10-	995/665	11.0148.1
KA _ 1.3 TDCi	1558931-9S517K553BA-55196302	08-10	1025/640	11.0135.1
KA _ 1.3 TDCi	55230959-1735313	10-	1025/665	11.0152.1
MONDEO				
MONDEO _ all	6966930-7105817	93-	730/380	13.0164

CLUTCH CABLES

Cavi frizione - Kupplungsseile - Cables de embrayage - Mando embrague



application	OE reference	year	length	code
ORION				
ORION (I) _ all	6091957-6139192	80-83	1210/925	13.0104
ORION (I) _ 1.6 i	6140343-83AB7K553AA	83-86	1360/1075	13.0131
ORION (II) _ all	6082434-6166128	86-90	710/440	13.0132
ORION (III) _ all NO ABS	6575413-91AB7K553AD	90-	785/455	13.0141
ORION (III) _ all ABS	6492352-91AB7K553EA	90-	1010/680	13.0142
ORION (III) _ EA 1.6, 1.8 16v, 1.8 DS ORION (III) _ 1.8 i ZETEC - E (BC-MTX75))	6779976-6900281	90-95	785/465	13.0169
ORION (III) _ EA (HCS-BC-MTX75)	1016071-94AB7K553AB	90-95	785/465	13.0176
SCORPIO				
SCORPIO _ 1.8, 2.0, 2.0 i	6153882-6153883-85GB7K553AA-85GB7K553BA	85-	1380/1065	13.0129
SCORPIO _ 2.0 i	6193139-6608690-6191795	90-91	1590/1275	13.0175
SCORPIO _ 2.3, 2.6, 2.8	1629948-6156055-3BB7K553GC-83BB7K553FG	85-	1295/980	13.0137
SCORPIO _ all DS	6122136-83BB7K553GC	83-87	1405/1045	13.0127
SCORPIO _ all DS	6191953-6608691	88-	1395/1040	13.0140
SIERRA				
SIERRA _ 1.3, 1.6	6124274-83BB7K553AD	82-	1165/845	13.0112
SIERRA _ 1.3, 1.6 Type E	6142026	84-	1150/860	13.0152
SIERRA _ 1.6	6128761-83BB7K553JA	83-	1205/895	13.0125
SIERRA _ 1.6	6085364-6103197-6142027-6151767	84-	1220/905	13.0134
SIERRA _ 1.6	6178916	87-	1180/865	13.0167
SIERRA _ 2.0	6120915-83BB7K553EC	82-	1185/845	13.0126
SIERRA _ 2.0 in-line motor	6128542-83BB7K553EE	82-	1405/1045	13.0113
SIERRA _ 1.8, 2.0 TL motor	1629947-83BB7K553EF	84-	1385/1055	13.0135
SIERRA _ 1.8, 2.0	6166222-6194817	87-	1520/1200	13.0136
SIERRA _ 1.8, 2.0	1647679	90-	1410/1080	13.0162
SIERRA _ 2.8 XR4i	1623964-83BB7K553FF	82.83	1315/965	13.0153
SIERRA _ 2.8 XR4i	6128543-6131308	83-84	1315/990	13.0154
SIERRA _ 2.8 XR4i	1629948-6156055-3BB7K553GC-83BB7K553FG	84-87	1295/980	13.0137
SIERRA _ 2.8 XR, 2.9 XR	6166225-6191368	87-	1380/1075	13.0174
SIERRA _ 2.0 i DOHC no air conditioner	6754367	89-	1520/1210	13.0173
SIERRA _ 2.0 i DOHC with air conditioner	6468330	89-	1675/1385	13.0172
SIERRA _ all DS	6122136-83BB7K553GC	83-	1405/1045	13.0127
SIERRA _ all DS	6156056	87-	1380/1035	13.0138
TAUNUS				
TAUNUS _ 1.3	1537005-6066664	77-	1200/900	13.0110
TAUNUS _ 1.6	6058146-76BB7K553HB	77-	1240/905	13.0111
TAUNUS _ 2.0	6085366-6103198	80-	1235/915	13.0150
TAUNUS _ 2.0, 2.3 v6	6085364-6103197-6142027-6151767	80-	1220/905	13.0134

application	OE reference	year	length	code
-------------	--------------	------	--------	------

FORD commercial vehicles

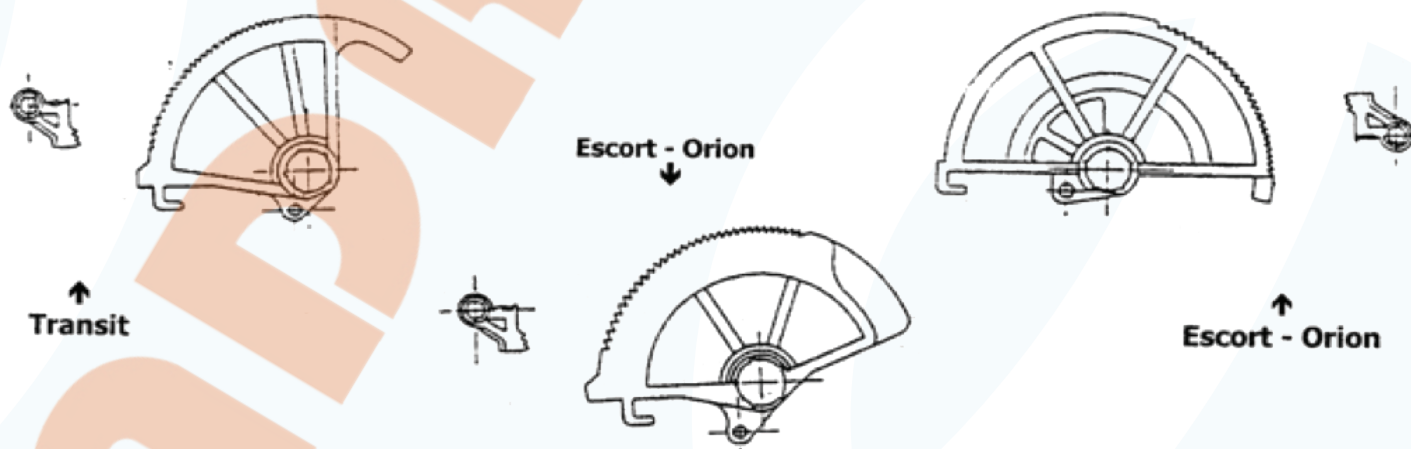
TRANSIT

TRANSIT (II) _ all DS 75 - 190	1538103	72-75	1140/860	13.0122
TRANSIT (II) _ all DS	1538102-71VB7K553A2B	-75	1035/755	13.0118
TRANSIT (II) _ all DS	6024977-75VB7K553E2A	75-78	1210/910	13.0120
TRANSIT (III) _ 1.6 OHV	6040585-75VB7K553BIB	77-86	1160/850	13.0159
TRANSIT (III) _ all DS	6046700-78VB7K553DIA	78-86	1270/965	13.0123
TRANSIT (IV) _ all DS	6161414-6177410	86-94	1375/1105	13.0119
TRANSIT (IV) _ 1.6, 2.0	6156501-6158521	86-94	1135/855	13.0130
TRANSIT (V) _ 2.0	1011805-1086288	94-	1540/1105	13.0170
TRANSIT (V) _ 2.5 DS	1011806-7343294-96VB7K553CA	94-	1495/1105	13.0171



FORD kit clutch pedal - kit cremagliera pedale frizione

FIESTA-ESCORT-ORION _ all_2 rondelle+1molla_2washers+1spring	6186200	89-	-	13.0600
FIESTA-ESCORT-ORION _ all_2 rondelle senza molla_2washers w/out spring	6189055-6186203	90-	-	13.0601
ESCORT _ all_senza rondelle e molla_w/out washers and spring	1029013	95-	-	13.0605
SIERRA _ all ø 40_2 rondelle senza molla_2washers w/out spring	6189055-6186203	98-	-	13.0601
SIERRA _ all ø 45_2 rondelle senza molla_2washers w/out spring	6183030	-	-	13.0604
SIERRA _ all ø 50_2 rondelle senza molla_2washers w/out spring	6183029	-	-	13.0603
MONDEO _ all_senza rondelle e molla_w/out washers and spring	6706221	-	-	13.0606
TRANSIT _ all_senza rondelle e molla_w/out washers and spring	6183031	85-	-	13.0602
ESCORT	1079013	95-	-	13.0607
TRANSIT	1030879	94-00	-	13.0608



CLUTCH CABLES

Cavi frizione - Kupplungsseile - Cables de embrayage - Mando embrague



application	OE reference	year	length	code
-------------	--------------	------	--------	------

HONDA

ACCORD

ACCORD (I) _ all	22910SB2672-22910SA3A01	78-81	1540/1370	12.0102
ACCORD (II) _ all	22910SA5670-22910SA5671	81-85	1580/1400	12.0108
ACCORD (III) _ all	22910SE0A01	85-89	1910/1750	12.0111
ACCORD (III) _ all exc. SEI	22910SA5672	85-89	1800/1650	12.0109
ACCORD (III) _ all SEI	22910SD7670-22910SD7671	85-89	1810/1665	12.0110

CIVIC

CIVIC (I) _ 1.2	22910634673	73-79	1290/1150	12.0100
CIVIC (I) _ 1.5, 1.6	22910657670	75-79	1295/1100	12.0103
CIVIC (II) _ 1.3	22910SA0673-22910SA0674	80-83	1450/1320	12.0101
CIVIC (II) _ 1.5	22910SA0670	80-83	1460/1300	12.0104
CIVIC (II)(III), CIVIC CRX (III) _ 1.6	22910SA3A01-22910SB2672	80-87	1540/1370	12.0102
CIVIC (III), CIVIC CRX (III) _ 1.3, 1.5	22910SA3A01-22910SB2672	84-87	1540/1370	12.0102
CIVIC WAGON (III) _ all exc. 4WD	22910SB6671	84-87	1485/1350	12.0105
CIVIC (III) _ all 4WD	22910SD9671	84-87	1485/1355	12.0106
CIVIC CRX (IV) _ all	22910SH3A05	87-	1530/1365	12.0107
CIVIC WAGON (IV) _ all exc. 4WD	22910SH5A02-22910SH5A03	87-	1505/1390	12.0116
CIVIC (IV) _ all 4WD	22910SH5A62-22910SH5A63	87-	1540/1400	12.0115

CONCERTO

CONCERTO _ 1.4, 1.6	22910SK3G10-22910SK3G11-22910SK3G30-22910SK3G31 22910SK3G32-22910SK3Z30-22910SK3Z40	90-	1440/1300	12.0114
---------------------	--	-----	-----------	----------------

PRELUDE

PRELUDE _ all	22910SB0670-22910SB0671	83-87	1450/1300	12.0112
PRELUDE _ all SI	22910SF0671	84-87	1965/1810	12.0113

HYUNDAI

ATOS - ATOS PRIME

ATOS, ATOS PRIME _ 1.0 12v	4151002010	96-	820/605	10.0103
----------------------------	------------	-----	---------	----------------

EXCEL

EXCEL (X-1) _ all USA model	4151021010	86-	1280/1050	10.0101
-----------------------------	------------	-----	-----------	----------------

i10

i10 (I) _ 1.0 Blue Drive, 1.2	415100X100	08-13	840/670	10.0107
i10 (I) _ 1.1	415100X000	10-13	825/645	10.0109
i10 (II) _ 1.0, 1.0 LPG, 1.2	41510B4000	13-	1140/975	10.0108

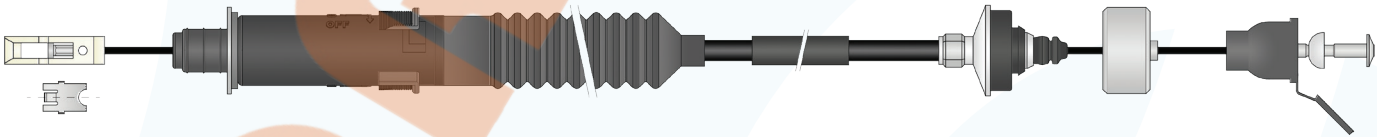
application	OE reference	year	length	code
PONY				
PONY (X-1) _ 1.2, 1.4	4151011010	78-	830/665	10.0100
PONY (X-1) _ all USA model	4151021010	86-	1280/1050	10.0101
SONATA				
SONATA (Y-2) _ all	4151031100	89-	1200/980	10.0102
STELLAR				
STELLAR _ all	4151031100	84-86	1200/980	10.0102
INNOCENTI				
ELBA				
ELBA _ all	7520132-50007570-50007676	92-	645/355	11.0193
ELBA CSL _ all	7515915	91-96	645/360	11.0171
MINITRE				
MINITRE 990-SMALL	558221104	82-	670/550	17.0100
MINITRE 990 DS	558210104	84-	660/520	17.0102
MINITRE 990 DS	558250204	87-	700/540	17.0105
KIA				
PICANTO				
PICANTO (SA) _ 1.0, 1.1	4151007100-4151007110-4151007120	04-08	840/665	09.0110
PICANTO (SA) _ 1.0, 1.1	4151007500	09-11	850/690	09.0113
PICANTO (TA) _ 1.0 CVVT, 1.2 CVVT with START&STOP	415101Y010	11-	870/695	09.0112
PICANTO (TA) _ 1.0 CVVT, 1.2 CVVT w/out START&STOP	415101Y000	11-	855/685	09.0111
PICANTO (TA) _ 1.0 LPG	415101Y010	13-	870/695	09.0112
PRIDE				
PRIDE _ 1.3	KDX1841150B	94-	670/450	09.0108
RIO				
RIO (I) _ 1.3, 1.5	0K30A41150C	02-05	735/475	09.0107

CLUTCH CABLES

Cavi frizione - Kupplungsseile - Cables de debrayage - Mando embrague



application	OE reference	year	length	code
LADA				
SAMARA				
SAMARA _ all	21081602210	-87	715/470	21.0100
SAMARA _ all	21091602210	87-	730/470	21.0101
LANCIA - AUTOBIANCHI				
A112				
A112 _ all	4305713-4235527-HB12623100	-77	440/270	11.0113
A112 _ all	4378669-HB12623101	77-79	460/265	11.0114
A112 _ all	4395851-HH12623104	79-81	480/275	11.0116
A112 _ all	82365671	81-	470/300	19.0103
BETA				
BETA _ all	82350878-82310983	75-	740/395	19.0107
DEDRA				
DEDRA BER _ 1.6 ie	7610378-7674443	89-94	700/320	11.0161
DEDRA BER _ 1.6 ie BOSCH	7784315-7690073-7710210-7722749	89-94	730/320	11.0176
DEDRA BER/SW _ 1.6 ie	7781509	94-	720/340	19.0128
DEDRA BER _ 1.8, 2.0, DS/TD	7649509-7670999-7722751-7785747-7691166-7710212	89-94	760/320	11.0167
DEDRA BER/SW _ 1.8, 2.0, DS/TD	7766558	94-	755/340	19.0124
DELTA				
DELTA (I) _ 1.3, 1.5	82353561-82401672	79-	675/415	19.0110
DELTA (I) _ 1.3, 1.5, 1.6, 1.9 TD	82456527-82462183	88-93	670/380	19.0117
DELTA (I) _ 1.6 GT/HF TURBO	82384558-82423334	83-86	630/395	19.0111
DELTA (I) _ 1.6 GT/HF TURBO	82421773	86-93	680/400	19.0106
DELTA (I) _ 2.0 HF/T INTEGRALE	82422002-82446624	86-93	645/450	19.0113
DELTA (II) _ 1.4, 1.6	7756520	93-	750/400	19.0123
DELTA (II) _ 1.8 ie 16v	7766558	94-	755/340	19.0124
DELTA (II) _ TDS	7781507	94-	735/350	11.0106.1
FLAVIA / FULVIA				
FLAVIA _ 2000	81817265-81820513	-	695/435	19.0105
FULVIA _ 2C-GT-GTE	81816077-81818100	-	645/380	19.0104
FULVIA _ all 5 speeds FULVIA _ all COUPÉ	81817265-81820513	-	695/435	19.0105

application	OE reference	year	length	code
GAMMA				
GAMMA _ all	82345354-82350880	77-	645/370	19.0109
PRISMA				
PRISMA _ 1.3, 1.5	82353561-82401672	83-88	675/415	19.0110
PRISMA _ 1.3, 1.5	82456527-82462183	88-93	670/380	19.0117
PRISMA _ 1.6, 1.9 DS/TD	82384558-82423334	83-86	630/395	19.0111
PRISMA _ 1.6, 1.9 DS/TD	82421773	86-93	680/400	19.0106
PRISMA _ 2.0 ie INTEGRALE	82422002-82446624	86-93	645/450	19.0113
THEMA				
THEMA (I) _ all MOD	82424220	-88	960/670	11.0188
TREVI				
TREVI _ all	82350878-82310983	75-	740/395	19.0107
Y10				
Y10 _ all	5987926	85-90	625/315	19.0112
Y10 _ all	7704066-7715688	90-	625/315	19.0116
Y10 _ all exc. 4WD	7786996	94-	760/410	19.0125
Y10 _ all 4WD	7784941	94-	630/340	19.0126
Y				
Y _ all	46451736-46469621-46461939-7780036	95-03	855/470	11.0108.1
YPSILON				
YPSILON _ 1.2, 1.2 GPL	55226950-1735312-AS517K553AA	11-	995/665	11.0148.1
ZETA				
ZETA _ 2.0 16v CEE F3 A/A	2150AC-1487268080	94-02	965/685	11.0140.1
				
ZETA _ 2.0 16v CEE F3 MOD	2150AC-1487268080	94-02	965/645	11.0144.1
ZETA _ 2.0 ie TB/16v CF2, 2.1 TD A/A	2150P6-1476128080	94-02	1080/765	11.0139.1
ZETA _ 2.0 ie TB/16v CF2, 2.1 TD MOD	2150P6-1476128080	94-02	1080/715	11.0116.1
ZETA _ 2.0 TB A/A	2150T1-1476638080-1480346080	94-02	855/540	11.0138.1
ZETA _ 2.0 TB MOD	2150T1-1476638080-1480346080	94-02	855/505	11.0113.1

CLUTCH CABLES

Cavi frizione - Kupplungsseile - Cables de debrayage - Mando embrague



application	OE reference	year	length	code
MAZDA				
323				
323 (I) FA _ all	395841150B	77-80	675/445	22.0100
323 (II) BD _ all	BA2941150A	80-85	730/480	22.0101
323 (III) BF-BW _ all	BF6741150C	85-95	765/540	22.0102
626				
626 (II) GC _ all	GA9741150D	83-85	755/505	22.0103
MERCEDES				
MB				
MB 100 (631) _ 100-120-140-160-180	A6312930138-A6312930238-A6312930638	88-96	1485/980	27.0100
MB 100 (631) _ 130-150	A6312930038	88-96	1515/970	27.0101
MITSUBISHI				
CELESTE				
CELESTE _ all	MB011949	80-	1260/1050	24.0103
COLT				
COLT (II) _ all	MB012071	80-84	1345/1150	24.0100
COLT (II) _ all	MB527464	84-86	1345/1100	24.0108
COLT (II)(III) _ all	MB484815-MB527467	86-92	1395/1150	24.0107
COLT (III) _ all	MB698993	92-	1450/1240	24.0101
GALANT				
GALANT (I)(II) _ 1.6	MB011955	78-	805/580	24.0105
GALANT (III) _ 1.6, 1.8, 2.0	MB012288	85-88	1320/1130	24.0106
L200				
L200 PICK-UP / FORTE L023-26P _ all 2WD	MB012460-MB012060	79-86	825/640	24.0111
L200 PICK-UP / FORTE L023-26G _ all 4WD	MB012475	79-86	795/610	24.0112
L200 PICK-UP / FORTE _ all	MB598411-MB527073	87-90	870/654	24.0113
L300				
L300 VAN _ all	MB012466	79-86	2035/1835	24.0109
L300 VAN _ all	MB527400	87-	2030/1855	24.0110

application	OE reference	year	length	code
LANCER				
LANCER (III) _ all	MB011949	80-84	1260/1050	24.0103
LANCER (III) _ all	MB527464	84-86	1345/1100	24.0108
LANCER (III)(IV) _ all	MB484815-MB527467	86-92	1395/1150	24.0107
LANCER (IV) _ all	MB698993	92-	1450/1240	24.0101
NISSAN				
100 NX				
100 NX _ all	307701M800-3077062Y01-3077062Y10-3077064Y10 307709B410	90-	750/515	28.0110
200 SX				
200 SX _ all	307701M800-3077062Y01-3077062Y10-3077064Y10 307709B410	93-	750/515	28.0110
ALMERA				
ALMERA (N15) _ 1.4, 1.6, 1.6 SR	307701M200-307702M105-307702M115-307702M117	95-00	755/515	28.0113
ALMERA (N15) _ 2.0 GTI	307701M800-3077062Y01-3077062Y10-3077064Y10 307709B410	95-00	750/515	28.0110
CHERRY				
CHERRY (N12) _ all BZ	3067004A00-C067004A00	82-86	700/440	28.0100
CHERRY (N12) _ all DS	3067017A00	82-86	720/530	28.0101
MICRA				
MICRA (K10) _ all	3067005B00	82-92	650/410	28.0104
MICRA (K11) _ 1.0, 1.3	307705F200	92-98	655/415	28.0112
MICRA (K11) _ 1.0, 1.3	307706F610	98-02	655/430	28.0120
MICRA (K11) _ 1.5 D	307706F800-307706F801	98-02	760/450	28.0122
PIXO				
PIXO (UA0) _ all	306804A00B-306804A00D-23710M68K01-23710M68K02	09-	665/415	48.0122
PRIMERA				
PRIMERA (P10) _ 1.6	3077099J11	90-96	760/535	28.0106
PRIMERA (P10) _ 2.0	3077097J10	90-96	720/485	28.0107
PRIMERA (P10) _ 2.0 GT	3077094J10-3077094J11	93-96	745/495	28.0108
PRIMERA (W10) _ 1.6 i, 2.0	3077081N00-3077081N05	90-95	765/510	28.0118
PRIMERA (W10) _ 2.0 i	3077083N00-3077083N05	90-95	765/485	28.0119
PRIMERA (P11) _ 1.6	307702F010-307702F015	96-99	740/545	28.0116
PRIMERA (P11) _ 2.0	307702F215-307702F216-307702F221	96-99	720/505	28.0117

CLUTCH CABLES

Cavi frizione - Kupplungsseile - Cables de debrayage - Mando embrague



application	OE reference	year	length	code
-------------	--------------	------	--------	------

STANZA

STANZA _ 1.6	30670D1200-30670D1201	82-	645/510	28.0103
--------------	-----------------------	-----	---------	----------------

SUNNY / PULSAR

SUNNY (B11) _ all BZ	3067004A00-C067004A00	82-86	700/440	28.0100
SUNNY (B11) _ all DS	3067017A00	82-86	720/530	28.0101
SUNNY / PULSAR (N13-B12) _ all	3077060A01	86-89	800/560	28.0109
SUNNY / PULSAR (N13-B12) _ all	3077065A00-3077065A10-3077084A00-3077084A10	89-91	770/560	28.0102
SUNNY / PULSAR (N14-Y10) _ all exc. 2.0 GT	307701M800-3077062Y01-3077062Y10-3077064Y10-307709B410	91-	750/515	28.0110
SUNNY / PULSAR (N14-Y10) _ 2.0 GT	3077064Y01	91-	725/465	28.0111

NISSAN commercial vehicles

KUBISTAR

KUBISTAR (X76) _ 1.2, 1.4	3067000Q0E-3067000QAC-7700417050-7700421960	02-	965/660	41.0175
KUBISTAR (X76) _ 1.5 DS	3067000Q0C-3067000QAD-8200098019-8200741825	02-	960/660	41.0186

VANETTE

VANETTE (C22) _ all	30680Y9501	87-95	1705/1460	28.0105
---------------------	------------	-------	-----------	----------------

OPEL

AGILA

AGILA (A) _ 1.0, 1.2	4701106-4705606-4707841-9206557-9210079-9216428	00-	685/425	33.0159
AGILA (A) _ 1.2 16v mot. XE	4700689-4705607-4707843-9204683-9210082-9216431-2371083E40-2371083E41	04-	675/415	48.0117
AGILA (A) _ 1.2 16v mot. XEP	4707942-55555830	04-	620/370	33.0164
AGILA (A) _ 1.3 CTDi	4707845-9216434	04-	655/375	33.0165
AGILA (B) _ all ch AM999999 <-	4709651-93195010-2371051K00	08-	720/430	33.0163
AGILA (B) _ 1.0 ch BM000001 <-> ch BM999999	4701123-4711639-95508000-95514861	08-	730/430	33.0168
AGILA (B) _ 1.0 ch CM000001 ->	4700728	08-	740/430	33.0167
AGILA (B) _ 1.2 ch BM000001 ->	4701123-4711639-95508000-95514861	08-	730/430	33.0168


ASCONA

ASCONA (B) _ 1.3	669084-90086422	79-	1415/1100	33.0111
ASCONA (B) _ 1.6	669034-669045	74-76	1120/900	33.0112
ASCONA (B) _ 1.6, 1.9	669050-92777760	75-78	1050/845	33.0115
ASCONA (B) _ 1.6, 1.9, 2.0	669077-669098-90092494-90147157	78-81	1240/905	33.0133
ASCONA (B) _ 1.6, 1.9, 2.0 8 inch.	669053-90280843	76-	1190/940	33.0114
ASCONA (B) _ all DS	669082	78-	1370/1095	33.0116
ASCONA (C) _ all	669088-669124-90157009	81-83	795/520	33.0107
ASCONA (C) _ all	669136-90193980	83-	790/525	33.0131

application	OE reference	year	length	code
-------------	--------------	------	--------	------

ASTRA

ASTRA (F) _ all ch S6999999 <-	669142-90209335	91-94	815/485	33.0130
ASTRA (F) _ all 16v ch T6000001 ->	669003-669005-90522995-90523132	94-02	920/520	33.0156
ASTRA (F) _ all 8v ch T6000001 ->	669189-90522146	94-02	880/520	33.0155


CALIBRA


CALIBRA (A) (C89) _ all	669166-669171-90344249	89-95	825/535	33.0143
CALIBRA (A) (C89) _ all	669194-90522460	95-	895/535	33.0157
CALIBRA (A) (C89) _ 2.0 TURBO 4WD	669179-90423340	92-96	785/495	33.0162

CORSA

CORSA (A) _ 1.2, 1.4	669132-669157	88-93	690/350	33.0118
CORSA (B) _ all ch S#999999 <-	669186-90446929	93-96	725/420	33.0148
CORSA (B) _ all ch T#000001 ->	669187-90522447	96-02	795/410	33.0154
CORSA (B) _ 1.4 ch T#000001 ->	669002-90522980	96-02	820/440	33.0151
CORSA (B) _ 1.0	669019-90578482	97-00	840/415	33.0158

KADETT

KADETT (B) _ all	669021	66-73	790/575	33.0101
KADETT (C) _ all	669046	73-79	980/725	33.0102
KADETT (C) _ all	669061	77-79	1275/1040	33.0105
KADETT (C) _ all with servobrake	669049-669062	75-79	1270/1005	33.0103
KADETT (D) _ all	669088-669124-90157009	79-84	795/520	33.0107
KADETT (E) _ all	669142-90209335	84-94	815/485	33.0130


MANTA

MANTA (B) _ 1.3	669084-90086422	79-	1415/1100	33.0111
MANTA (B) _ 1.6	669034-669045	74-76	1120/900	33.0112
MANTA (B) _ 1.6, 1.9	669050-9277760	75-78	1050/845	33.0115
MANTA (B) _ 1.6, 1.9, 2.0	669077-669098-90092494-90147157	78-81	1240/905	33.0133
MANTA (B) _ 1.6, 1.9, 2.0 8 inch.	669053-90280843	76-	1190/940	33.0114

CLUTCH CABLES

Cavi frizione - Kupplungsseile - Cables de debrayage - Mando embrague



application	OE reference	year	length	code
-------------	--------------	------	--------	------

OMEGA

OMEGA (A) _ 1.8, 2.0 ch 14187545 <-	669149-90223402	86-87	1215/765	33.0135
OMEGA (A) _ 1.8, 2.0 ch 14187546 ->	669159-90335385	87-93	1225/765	33.0149
OMEGA (A) _ 2.3 DS/TD	669154-90288756	86-93	1210/800	33.0136
OMEGA (A) _ 3.0	669168-90345232	88-93	1270/830	33.0150

REKORD

REKORD (C) _ all 8 inch.	669031	-73	865/630	33.0120
REKORD (D) _ 1.7, 1.9, 2.0 8 inch.	669038	74-	940/750	33.0121
REKORD (D) _ 1.7, 1.9, 2.0 9 inch.	669042	74-	935/745	33.0122
REKORD (D) _ all DS	669067-90086817	76-	1005/785	33.0123
REKORD (D) _ all DS	669073-90086966	78-	1000/800	33.0124
REKORD (E) _ 1.7, 1.9	669075-669121-90147156-90092615	78-	985/720	33.0139
REKORD (E) _ 2.0, 2.2	669071-90075823	79-	1070/775	33.0127
REKORD (E) _ all ch 100029 ->	669096-90125946	80-	1005/715	33.0140
REKORD (E) _ 1.8 S/N	669130-90157384	83-	1040/800	33.0137
REKORD (E) _ 2.2 E	669146-90222211	83-	1040/750	33.0141
REKORD (E) _ all DS ch 0133688 <-	669135-90182287	-84	1050/750	33.0147
REKORD (E) _ all DS ch 0133689 ->	669140-90216224	85-	1070/755	33.0134

SENATOR

SENATOR (A) _ all	669151-90288231	86-88	1210/800	33.0153
SENATOR (B) _ 3.0	669168-90345232	88-	1270/830	33.0150

TIGRA

TIGRA (S93) _ all ch S#999999 <-	669186-90446929	93-96	725/420	33.0148
TIGRA (S93) _ all ch T#000001 ->	669187-90522447	96-00	795/410	33.0154



VECTRA

VECTRA (A) _ 1.4, 1.6, 1.7	669161-669170-90334416-90345229	88-95	830/535	33.0142
VECTRA (A) _ 1.8, 2.0	669166-669171-90344249	88-95	825/535	33.0143
VECTRA (A) _ 2.0 TURBO 4WD	669179-90423340	92-94	785/495	33.0162

application	OE reference	year	length	code
PEUGEOT				
104				
104 _ all	215039	76-	440/255	35.0101
104 _ all	215051-9150101780	80-	480/260	35.0102
106				
106 (I) _ 1.1	2150E0	92-96	640/470	35.0123
106 (I) _ 1.4	2150C9	92-96	1280/1110	35.0124
106 (I) _ all exc. DS with power steering	2150E7	92-96	675/510	35.0133
106 (I) _ all DS with power steering	2150L8-2150Q3-96259810	92-96	670/505	07.0148
106 (II) _ all A/A	2150Q5	96-	1350/1120	35.0162
106 (II) _ all MOD	2150Q5	96-	1350/1120	35.0141
106 (II) _ all with power steering A/A	2150Q6-96254125	96-	1475/1235	35.0163
106 (II) _ all with power steering MOD	2150Q6-96254125	96-	1480/790	35.0142
107				
107 _ 1.0	2150CQ-313400H030-31340YV020-B001001080	05-	1590/1400	07.0174
107 _ 1.4 HDi	2150CR-313400H040	05-	1445/1285	07.0175
108				
108 _ 1.0 VTi, 1.2 gear MA/5N	2150CQ-313400H030-31340YV020-B001001080	14-	1590/1400	07.0174
108 _ 1.0 VTi, 1.2 gear C551	313400H060-B000651580	14-	1000/750	07.0183
205				
205 (I) _ all gear BH3	215059	83-88	435/245	35.0103
205 (I) _ 1.4 gear BH3	215088	83-88	1290/1040	35.0112
205 (I) _ 1.1 gear MA / mot. TU	215085	-88	625/405	35.0114
205 (I) _ 1.1 gear MA	215091	88-89	635/395	35.0115
205 (I) _ 1.3 gear MA	215093	88-89	1290/1030	35.0116
205 (I) _ all XA, XR	215060-215068	87-88	800/605	35.0110
205 (I) _ all DS, GTi gear BE1	215065-215071	83-88	710/505	35.0109
205 (I) _ all DS, GTi gear BE1	215096-215098	88-89	730/490	35.0118
205 (I) _ all DS, GTi gear BE3	2150A1	88-89	680/375	35.0126
205 (I)(II) _ all gear BH3	215094	88-	415/235	35.0117
205 (I)(II) _ 1.1 gear MA	2150A8	89-	625/410	35.0122
205 (I)(II) _ 1.3 gear MA	2150C0	89-	1275/1035	35.0125
205 (I)(II) _ all DS, GTi gear BE3	2150A6	89-	660/370	35.0127

CLUTCH CABLES

Cavi frizione - Kupplungsseile - Cables de debrayage - Mando embrague



application	OE reference	year	length	code
206				
206 _ all gear MA A/A	2150X3	98-	680/330	35.0164
206 _ all gear MA MOD	2150X3	98-	675/220	35.0143
206 _ all gear BE4 A/A	2150X4	98-	905/650	35.0165
206 _ all gear BE4 MOD	2150X4	98-	950/485	35.0144
206 _ 1.1, 1.3, 1.6 ch 9583 -> A/A	2150AX-9633433180	00-	580/385	35.0155
206 _ 1.1, 1.3, 1.6 ch 9583 -> MOD	2150AX-9633433180	00-	640/220	35.0174
206 _ all DS HdI 90cv ch 9456 <- 206 _ 2.0 L 138cv ch 9582 <- A/A	2150Y6-9634309980	00-	920/510	35.0161
206 _ all DS HdI 90cv ch 9456 <- 206 _ 2.0 L 138cv ch 9582 <- MOD	2150Y6-9634309980	00-	920/510	35.0145
206 _ all DS HdI 90cv ch 9457 -> 206 _ 2.0 L 138cv ch 9583 -> A/A	2150AY-2150AZ-9633433280-9646323580	00-	820/655	35.0156
206 _ all DS HdI 90cv ch 9457 -> 206 _ 2.0 L 138cv ch 9583 -> MOD	2150AY-2150AZ-9633433280-9646323580	00-	820/620	35.0178
206 _ all DS HdI ch 9583 -> A/A	2150CH-2150EE-9652759480-9686559480	00-	820/640	35.0176
206 _ all DS HdI ch 9583 -> MOD	2150CH-2150EE-9652759480-9686559480	00-	820/605	35.0184
206 _ 1.9 DS ch 9583 -> A/A	2150EG-9686559380	02-	820/640	35.0182
206 _ 1.9 DS ch 9583 -> MOD	2150EG-9686559380	02-	815/600	35.0185
206 _ all BZ ch 10556 -> A/A	2150CK-2150EC-9652759680	04-	570/380	35.0175
206 _ all BZ ch 10556 -> MOD	2150CK-2150EC-9652759680	04-	570/335	35.0183
304				
304 _ all	215045	70-80	930/730	35.0104
305				
305 (I) _ all	215045	77-82	930/730	35.0104
305 (II) _ all w/out power steering	215057	82-	695/530	35.0105
305 (II) _ all with power steering	215061	82-	740/545	35.0106
306				
306 _ 1.3, 1.6 gear MA	2150E9-9615607680	93-	680/385	35.0128
306 _ 1.3, 1.6 gear MA A/A	2150H1-9619147580	96-99	640/410	35.0180
306 _ 1.3, 1.6 gear MA MOD	2150H1-9619147580	96-99	640/365	35.0181
306 _ 1.3, 1.6 gear MA A/A	2150Y7-9635749880	99-	620/410	35.0157
306 _ 1.3, 1.6 gear MA MOD	2150Y7-9635749880	99-	610/370	35.0179
306 _ all mot. XU10J4 gear BE3 A/A	2150F9-2150K4-2150L6-2150S1	93-	720/510	35.0177
306 _ all mot. XU10J4 gear BE3 MOD	2150F9-2150K4-2150L6-2150S1	93-	720/475	35.0137
306 _ all mot. XU7JP gear BE3 A/A	2150E8-2150K3-2150G9-2150J1-2150L5-2150V9-2150Y1 9622137780-9625276780-9634114380	93-	655/380	07.0167
306 _ all mot. XU7JP gear BE3 MOD	2150E8-2150K3-2150G9-2150J1-2150L5-2150Y1 9622137780-9634114380	93-	655/350	35.0129

application	OE reference	year	length	code
> 306				
306 _ 1.9 TDS , 2.0 A/A	2150V2-2150S2-2150X0-2150Y2-9632112980-9632326780	94-	720/535	35.0172
306 _ 1.9 TDS , 2.0 MOD	2150V2-2150S2-2150X0-2150Y2-9632112980-9632326780	94-	720/490	35.0146
306 _ 1.8, 1.8 DS/TD ch 8336 <- 306 SW _ all TDS A/A	2150E8-2150K3-2150G9-2150J1-2150L5-2150V9-2150Y1 9622137780-9625276780-9634114380	00-	655/380	07.0167
306 _ 1.8, 1.8 DS/TD ch 8336 <- 306 SW _ all TDS MOD	2150E8-2150K3-2150G9-2150J1-2150L5-2150Y1 9622137780-9634114380	00-	655/350	35.0129
306 _ all DS mot. XUD7/9 A/A 306 _ all HDi ch 8337 ->	2150Y8-9634901780	00-	630/380	35.0159
306 _ all DS mot. XUD7/9 MOD 306 _ all HDi ch 8337 ->	2150Y8-9634901780	00-	630/350	35.0150
306 _ all TDS mot. XUD97E gearBE3 A/A 306 _ 2.0 mot. XU10J4R/S ch 8337 ->	2150Y9-9634729480	00-	700/525	35.0160
306 _ all TDS mot. XUD97E gearBE3 MOD 306 _ 2.0 mot. XU10J4R/S ch 8337 ->	2150Y9-9634729480	00-	695/490	35.0151
309				
309 (I) _ 1.1, 1.3 gear MA	215093	85-88	1290/1030	35.0116
309 (I) _ 1.1, 1.3 gear BE1	215060-215068	85-88	800/605	35.0110
309 (I) _ 1.6, 1.9 GR, SR, GT, DS	215065-215071	85-88	710/505	35.0109
309 (II) _ 1.1, 1.3 gear MA	2150A8	88-	625/410	35.0122
309 (II) _ 1.1, 1.3 gear BE1	215089	88-	790/590	35.0119
309 (III) _ 1.6, 1.9 GR, SR, GT, DS gear BE1	215096-215098	88-	730/490	35.0118
309 (III) _ 1.6, 1.9, GTI, DS gear BE3	2150A6	89-	660/370	35.0127
405				
405 (I) _ all exc. 1.4 gear BE1 ch 8102525 <-	215081	88-	735/520	35.0121
405 (I) _ all exc. 1.4 gear BE1/BE3 ch 8102526 ->	215079	88-	1365/1095	35.0120
405 (I) _ 1.4 gear MA	215083-215087	88-	1320/1090	35.0113
405 (II) _ all exc. TD-M16 gear BE3 w/out air conditioner	2150E5-9617166380	92-93	1355/1090	35.0130
405 (II) _ all exc. TD-M16 gear BE3 with air conditioner	2150E4-2150F4-9617509880	92-93	1455/1185	35.0132
405 (II) _ all exc. TD-M16 gear BE3 A/A	2150G2-2150G5-96182662-0815705-6815081	93-	1445/1240	35.0166
405 (II) _ all exc. TD-M16 gear BE3 MOD	2150G2-2150G5-96182662-0815705-6815081	93-	1455/1190	35.0136
405 (II) _ all TD-M16 gear BE3	2150E3-9616579380	92-93	1310/1120	35.0131
405 (II) _ all TD-M16 gear BE3 A/A	2150G3-96182664	93-	1310/1185	35.0167
405 (II) _ all TD-M16 gear BE3 MOD	2150G3-96182664	93-	1310/1185	35.0152
406				
406 _ all gear BE3/3R A/A	2150N1-2150W3-96192572	96-	800/435	35.0168
406 _ all gear BE3/3R MOD	2150N1-2150W3-96192572	96-	800/435	35.0138
406 _ 1.9 TD, 2.0 16v gear BE3/3R A/A	2150N2-2150W4-96192573	96-	850/570	35.0169
406 _ 1.9 TD, 2.0 16v gear BE3/3R MOD	2150N2-2150W4-96192573	96-	850/550	35.0134
406 _ 1.9 D mot. XU95D gear BE3/3R A/A	2150W5	98-	800/435	35.0170
406 _ 1.9 D mot. XU95D gear BE3/3R MOD	2150W5	98-	800/410	35.0148

CLUTCH CABLES

Cavi frizione - Kupplungsseile - Cables de debrayage - Mando embrague



application	OE reference	year	length	code
505				
505 _ all	215050	79-81	735/440	35.0107
505 _ all	215054-2150C5	82-	815/440	35.0108
605				
605 _ all MOD	2150A4-2150AK	-90	785/500	35.0153
605 _ all gear BE3 MOD	2150A3-2150CC	-	815/520	35.0154
806				
806 _ all BV gear BE3-BE3R A/A	2150S4-1476637080-1479128080	95-	765/395	11.0137.1
806 _ all BV gear BE3-BE3R MOD	2150S4-1476637080-1479128080	95-	765/340	11.0112.1
806 _ 1.9 TD, 2.0 TB BV gear ME A/A	2150T1-1476638080-1480346080	95-	855/540	11.0138.1
806 _ 1.9 TD, 2.0 TB BV gear ME MOD	2150T1-1476638080-1480346080	95-	855/505	11.0113.1
806 _ 2.0, 2.1 DT MULTISPACE BV/ML A/A	2150P6-1476128080	96-	1080/765	11.0139.1
806 _ 2.0, 2.1 DT MULTISPACE BV/ML MOD	2150P6-1476128080	96-	1080/715	11.0116.1
806 _ 1.9 DS, 2.0 gear BE4R A/A	2150AC-1487268080	00-	965/685	11.0140.1
806 _ 1.9 DS, 2.0 gear BE4R MOD	2150AC-1487268080	00-	965/645	11.0144.1
806 _ 2.0 HDi BV/ML5C A/A	2150AN-1487725080	00-	995/695	11.0141.1
806 _ 2.0 HDi BV/ML5C MOD	2150AN-1487725080	00-	995/650	11.0145.1

PEUGEOT commercial vehicles

BIPPER				
BIPPER _ 1.4	2150EA-55211350-55216695	08-	1020/555	11.0154.1
BOXER				
BOXER (I) _ 1.9/2.5 DS, 2.0 BV gear ME5T	2150J2-2150T4-2150T5-1310131080	94-	1035/520	11.0195
BOXER (I) _ 1.9 TDS BV gear ME5T	2150J4-2150T6-1312633080-1318450080	94-	1070/525	11.0198
BOXER (I) _ all TD, 2.0 DS BV gear ME5T 3.5T	2150J3-2150T7-1310132080-1318446080	94-	1090/640	11.0196
BOXER (I)(II) _ 1.9 DS, 1.9 TDS gear ML5T	2150AP-2150Z7-1335053080-1321581080-132967280	94-	1480/930	11.0123.1
BOXER (I)(II) _ 2.8 HDi, DS, TDS gear ML5T	2150AV-2150Y5-1329672080-1322174080-1335052080	94-	1435/910	11.0118.1
EXPERT				
EXPERT _ 1.6/2.0, 1.9DS gear BE3/3R A/A	2150S4-1476637080-1479128080	95-	765/395	11.0137.1
EXPERT _ 1.6/2.0, 1.9DS gear BE3/3R MOD	2150S4-1476637080-1479128080	95-	765/340	11.0112.1
EXPERT _ 1.9 TDS, 2.0 T gear ME A/A	2150T1-1476638080-1480346080	95-	855/540	11.0138.1
EXPERT _ 1.9 TDS, 2.0 T gear ME MOD	2150T1-1476638080-1480346080	95-	855/505	11.0113.1
EXPERT _ 1.9 TDS BV gear ML5T A/A	2150P6-1476128080	95-	1080/765	11.0139.1
EXPERT _ 1.9 TDS BV gear ML5T MOD	2150P6-1476128080	95-	1080/715	11.0116.1
EXPERT _ 1.9 DS, 2.0 BZ gear BE4R A/A	2150AC-1487268080	00-	965/685	11.0140.1
EXPERT _ 1.9 DS, 2.0 BZ gear BE4R MOD	2150AC-1487268080	00-	965/645	11.0144.1
EXPERT _ 2.0 HDi BV gear ML5C A/A	2150AN-1487725080	00-	995/695	11.0141.1
EXPERT _ 2.0 HDi BV gear ML5C MOD	2150AN-1487725080	00-	995/650	11.0145.1

application	OE reference	year	length	code
J5				
J5 _all	2150E2-215055-4460471-7724708-ZF04460471	81-	1200/895	11.0147
PARTNER				
PARTNER / RANCH (I) 1.4 MS, (II) 1.4 (3d) CC 1.1, 1.4 (5d) MS A/A	2150R1	96-	615/400	07.0178
PARTNER / RANCH (I) 1.4 MS, (II) 1.4 (3d) CC 1.1, 1.4 (5d) MS MOD	2150R1	96-	615/365	07.0154
PARTNER / RANCH (I) 1.8, 2.0 HDi (L=630) MS/CC A/A	2150V1	97-	650/380	07.0169
PARTNER / RANCH (I) 1.8, 2.0 HDi (L=630) MS/CC MOD	2150V1	97-	650/350	07.0156
PARTNER / RANCH (I) 1.9D (3d), 2.0 HDi (L=610) MS/CC A/A	2150R2	96-	655/380	07.0170
PARTNER / RANCH (I) 1.9D (3d), 2.0 HDi (L=610) MS/CC MOD	2150R2	96-	655/375	07.0163
PARTNER / RANCH (I) 1.9 D (5d) (II) 1.6, 2.0 HDi MS/CC ch 11189 <- A/A	2150AH-96384246802	98-	900/740	07.0166
PARTNER / RANCH (I) 1.9 D (5d) (II) 1.6, 2.0 HDi MS/CC ch 11189 <- MOD	2150AH-96384246802	98-	895/700	07.0172
PARTNER / RANCH (II) 1.6, 2.0 HDi MS/CC gear BE4 ch 11189 -> A/A	2150CF-2150CX-2150CS-9648780380-9661239180	03-	895/735	07.0168
PARTNER / RANCH (II) 1.6, 2.0 HDi MS/CC gear BE4 ch 11189 -> MOD	2150CF-2150CX-2150CS-9648780380-9661239180	03-	895/700	07.0179
PARTNER / RANCH (II) _all gear BE4R A/A	2150CY-9664708080	07-	870/705	07.0130
PARTNER / RANCH (II) _all gear BE4R MOD	2150CY-9664708080	07-	870/665	07.0181

POLSKI - FSO
126P

126P _all	4285573	-	2065/290	11.0105
-----------	---------	---	----------	----------------

POLONEZ

POLONEZ _ 1.3, 1.5	4355910	-	1205/830	37.0100
POLONEZ _all	-	-	955/655	37.0102
POLONEZ UT _all	230102	-	2075/290	37.0103

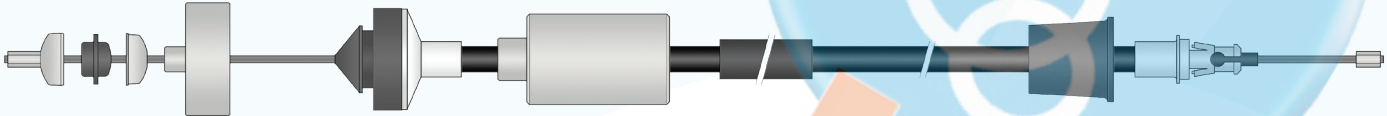
PORSCHE
914

914 _all	91442340105	69-	2590/880	39.0101
914 /4 _all	91442340200	69-	2580/880	39.0100

CLUTCH CABLES

Cavi frizione - Kupplungsseile - Cables de debrayage - Mando embrague



application	OE reference	year	length	code
RENAULT				
CLIO				
CLIO (I) _ all	7700430112-7700802682-7700809961-7700832877	90-98	990/630	41.0139
CLIO (II) _ all	7700417050-7700421960-3067000Q0E-3067000QAC	98-	965/660	41.0175
				
CLIO (II) _ 1.2 LPG, 1.6 16v	7700435320-8200263440	98-	965/670	41.0111.1
CLIO (II) _ 1.5 DS	8200098019-8200741825-3067000Q0C-3067000QAD	01-	960/660	41.0186
ESPACE				
ESPACE (I) _ all BZ	6025002522-6025002833	84-90	675/445	41.0125
ESPACE (I) _ all DS	6025002832	84-90	700/440	41.0126
ESPACE (II) _ all BZ	6025103091-6025170727	91-95	1290/1155	41.0157
ESPACE (II) _ all DS	6025103090-6025170728	91-95	1285/1155	41.0158
ESPACE (II) _ 2.1 DT, 2.2 MULTISPACE A/A	6025171255-6025171256	91-96	1320/1185	41.0188
ESPACE (II) _ 2.1 DT, 2.2 MULTISPACE MOD	6025171255-6025171256	91-96	1320/1170	41.0174
ESPACE (III) _ all A/A	6025304915	97-02	1075/900	41.0189
ESPACE (III) _ all MOD	6025304915	97-02	1070/855	41.0101.1
ESPACE (III) _ 1.9 DTi MULTISPACE A/A	6025312553	00-01	1075/890	41.0199
ESPACE (III) _ 1.9 DTi MULTISPACE MOD	6025312553	00-01	1075/860	41.0106.1
FUEGO				
FUEGO _ TL - GTL	7701349128-7704002279	81-	1065/865	41.0119
FUEGO _ TX - GTX - TDS	7700688586-7704002286	81-84	1025/815	41.0121
FUEGO _ GTX - TDS	7700761516	85-	1000/530	41.0124
FUEGO _ GTS	7701349971-7704002282	81-	1520/1305	41.0120
FUEGO _ GTS - T USA model	7700696229-7704002290	81-	1475/1230	41.0149
FUEGO _ all with power steering	7700672614	-	1465/1210	41.0163
LAGUNA				
LAGUNA (I) _ all exc. 3.0 MOD	7700840014-7700847976	93-	1250/840	41.0173
LAGUNA (I) _ 3.0 A/A	7700840097-7700428748	93-	1095/775	41.0105.1
LAGUNA (I) _ 3.0 MOD	7700840097-7700428748	93-	1090/730	41.0171
LAGUNA (I) _ 2.0 A/A	7700432386	93-01	1110/895	41.0109.1
LAGUNA (I) _ 1.8, 2.0, 2.2 D A/A	7700413205-7700413206	93-98	1240/900	41.0185
LAGUNA (I) _ 1.8, 2.0, 2.2 D MOD	7700413205-7700413206	93-98	1250/880	41.0194
LAGUNA (I) _ 1.6, 1.8, 2.0 A/A	7700432383	98-01	1125/910	41.0183
LAGUNA (I) _ 1.6, 1.8, 2.0 MOD	7700432383	98-01	1130/900	41.0100.1
LAGUNA (I) _ 1.9 DCi 107cv, 1.9 DTi mot.F9Q710 A/A	7700421415	98-01	1245/890	41.0198
LAGUNA (I) _ 1.9 DCi 107cv, 1.9 DTi mot.F9Q710 MOD	7700421415	98-01	1245/860	41.0103.1

application	OE reference	year	length	code
> LAGUNA				
LAGUNA (I) _ 1.9 DTi mot.F9Q716 A/A	7700421415	-5/98	1245/890	41.0198
LAGUNA (I) _ 1.9 DTi mot.F9Q716 MOD	7700421415	-5/98	1245/860	41.0103.1
LAGUNA (I) _ 1.9 DTi mot.F9Q716 A/A	8200018668	5-9/98	1195/905	41.0184
LAGUNA (I) _ 1.9 DTi mot.F9Q716 MOD	8200018668	5-9/98	1220/875	41.0181
LAGUNA (I) _ 1.9 DTi mot.F9Q716 A/A	7700432383	9/98-	1125/910	41.0183
LAGUNA (I) _ 1.9 DTi mot.F9Q716 MOD	7700432383	9/98-	1130/900	41.0100.1
LAGUNA (I) _ 2.0 114cv A/A	7700431360	98-01	1195/890	41.0191
LAGUNA (I) _ 2.0 114cv MOD	7700431360	98-01	1130/860	41.0104.1
LAGUNA (I) _ 2.0 139cv A/A	7700840097-7700428748	99-01	1095/775	41.0105.1
LAGUNA (I) _ 2.0 139cv MOD	7700840097-7700428748	99-01	1090/730	41.0171
MEGANE				
MEGANE (I) _ 1.4, 1.6 i/e MEGANE SCENIC _ 1.4 i, 1.6 i/e	7700843206-7700429330	96-03	970/615	41.0166
MEGANE (I) _ 2.0 i/16v MEGANE SCENIC _ 2.0 i	7700843188	96-03	955/620	41.0167
MEGANE (I) _ all DT/DTi/DCi MEGANE SCENIC _ all DT/DTi	7700423684-8200073170	96-03	970/625	41.0179
R4				
R4 _ L - TL (1123)	8546540	-66	785/645	41.0150
R4 _ L - TL (1123)	7700553736	67-72	785/685	41.0100
R4 _ L - TL - CARGO (2105/6)	7700560091-7704001996	73-	1025/955	41.0101
R4 _ GTL - F6 CARGO (1128-2370)	7700553737	-82	705/540	41.0103
R4 _ GTL - F6 CARGO (1128-2370-2430)	7700620231-7704001778	82-85	665/510	41.0102
R5				
R5 _ L (1220/1) with dashboard gear shift	7700539864	72-	895/775	41.0104
R5 _ L (1220/1)	7700637793	73-	675/525	41.0105
R5 _ TL - TS (1222/3/4/5) with shock absorber	7700585084	75-	610/480	41.0106
R5 _ TL - TS (1222/3/4/5) w/out shock absorber	7700539862-7700653308	75-	585/440	41.0107
R5 _ TL - TS - GTL - ALPINE (1222/3/4/5/7)	7700659964-7704001872-7700643947	80-	605/445	41.0108
R6				
R6 _ all 5cv	7700553736	67-72	785/685	41.0100
R6 _ all 5cv	7700560091-7704001996	73-	1025/955	41.0101
R6 _ all 6cv	7700553737	70-	705/540	41.0103
R9 - R11				
R9 - R11 _ all	7704001506	-81	1000/600	41.0111
R9 - R11 _ all	7700761088	81-86	1090/670	41.0109
R9 - R11 _ all	7700783813-7700859233	87-	1050/650	41.0135

CLUTCH CABLES

Cavi frizione - Kupplungsseile - Cables de debrayage - Mando embrague



application	OE reference	year	length	code
R12				
R12 _ L - TL	7701457093	-	705/565	41.0151
R12 _ L - TL (1170-1330)	454009-7701348555	-74	740/570	41.0112
R12 _ TS (1177-1337)	7700568945-7701454202	-74	855/685	41.0113
R12 _ L - TL - TS (1170/7-1330/7)	626039-7700577706-7701348399	75-	785/630	41.0114
R14				
R14 _ all	7700620152-7701348493	76-	605/395	41.0115
R15				
R15 _ all	7700568945-7701454202	-74	855/685	41.0113
R15 _ all	626039-7700577706-7701348399	75-	785/630	41.0114
R16				
R16 _ L (1150)	7700500419-09842538-09842613	-68	525/375	41.0148
R16 _ TL - TS - TX (1151/2/6/7)	7700547794	69-	565/380	41.0116
R18				
R18 _ TL - GTL (1340)	7700636494	-79	1065/860	41.0117
R18 _ TL - GTL (1340)	7701349128-7704002279	80-	1065/865	41.0119
R18 _ TS - GTS (1341)	7700636493-7700665849	-79	1520/1305	41.0118
R18 _ TS - GTS (1341)	7701349971-7704002282	80-	1520/1305	41.0120
R18 _ TURBO (1345)	7701349129	-81	940/705	41.0110
R18 _ GTS - TURBO - BREAK (1342/45/52/55) R18 _ all USA model	7700696229-7704002290	81-	1475/1230	41.0149
R18 _ TX - GTX - TD - GTD	7700688586-7704002286	81-84	1025/815	41.0121
R18 _ TX - GTX - TD - GTD (1343/44/53/54)	7700761516	85-	1000/530	41.0124
R19				
R19 _ all	7700787470-7700811013	88-94	1010/605	41.0136
R19 _ all	7700834725	95-	1010/605	41.0168
R20				
R20 _ TS - DS	7700672631-7700678753-7704001240	78-	1295/1095	41.0122
R21				
R21 _ TL - TS - GTS - RS - TSE (L481/2)	7700756971	86-88	1130/885	41.0127
R21 _ TL - TS - GTS - RS - TSE (L481/2)	7700781858-7700803913	88-	1180/880	41.0137
R21 _ TXE - RX - NEVADA	7700769247	86-88	1175/860	41.0128
R21 _ TXE - RX - NEVADA	7700763190	88-	1230/890	41.0138
R21 _ TD - GTD - TDX (L486/8)	7700763191	86-89	1400/1125	41.0129
R21 _ TD - TDX (L488)	7700799501	89-	1225/900	41.0164

application	OE reference	year	length	code
-------------	--------------	------	--------	------

R25

R25 _ all	7700757740	84-	1305/1060	41.0130
R25 _ all	7700795943-7700804476	89-	1345/1150	41.0165

R30

R30 _ TS - DS	7700672631-7700678753-7704001240	78-	1295/1095	41.0122
---------------	----------------------------------	-----	-----------	----------------

SAFRANE

SAFRANE _ all A/A	7700813657-7700827853	92-	1235/950	41.0110.1
SAFRANE _ all MOD	7700813657-7700827853	92-	1235/920	41.0172

SCENIC

SCENIC (I) _ all	7700843206-7700429330	99-	970/615	41.0166
SCENIC (I) _ 2.0 16v	7700843188	99-	955/620	41.0167
SCENIC (I) _ all DTi/DCi	7700423684-8200073170	99-	970/625	41.0179

SUPERCINQUE

R5 SUPERCINQUE _ all	7700761088	84-86	1090/670	41.0109
R5 SUPERCINQUE _ all	7700783813-7700859233	87-94	1050/650	41.0135
R5 SUPERCINQUE _ all	6006004557	95-	1050/635	41.0169

TWINGO

TWINGO (I) _ all	7700823050	92-	970/570	41.0162
TWINGO (I) _ all	7700430111	98-	915/560	41.0176
TWINGO (II) _ 1.2	8200426378	07-	940/625	41.0112.1

RENAULT commercial vehicles
ESTAFETTE

ESTAFETTE _ all	7700548640	72-	725/465	41.0146
-----------------	------------	-----	---------	----------------

EXPRESS

EXPRESS _ all	7700783813-7700859233	-94	1050/650	41.0135
EXPRESS _ all	6006004557	95-	1050/635	41.0169

KANGOO

KANGOO (I)(K/FC0/1) _ 1.2, 1.4, 1.9 DS	7700417050-7700421960-3067000Q0E-3067000QAC	97-	965/660	41.0175
KANGOO (I)(K/FC0/1) _ 1.5 DS	8200098019-8200741825-3067000Q0C-3067000QAD	01-	960/660	41.0186

CLUTCH CABLES

Cavi frizione - Kupplungsseile - Cables de debrayage - Mando embrague



application	OE reference	year	length	code
-------------	--------------	------	--------	------

MASTER

MASTER (I) TA _all	5000390299	81-	1295/1015	41.0133
MASTER (I) PR-AR _all	5000390303	81-89	1860/1720	41.0134
MASTER (I) PR-AR _all	7700745354	89-97	1980/1710	41.0178
MASTER (I) TR-AV _all	5000390326	-82	1300/1040	41.0143
MASTER (I) TR-AV _all 5 speed	5000395159	82-89	1335/1145	41.0144
MASTER (I) TR-AV _all TURBO 5 speed	7700745352-6006000873	89-97	1330/1170	41.0145

SG2

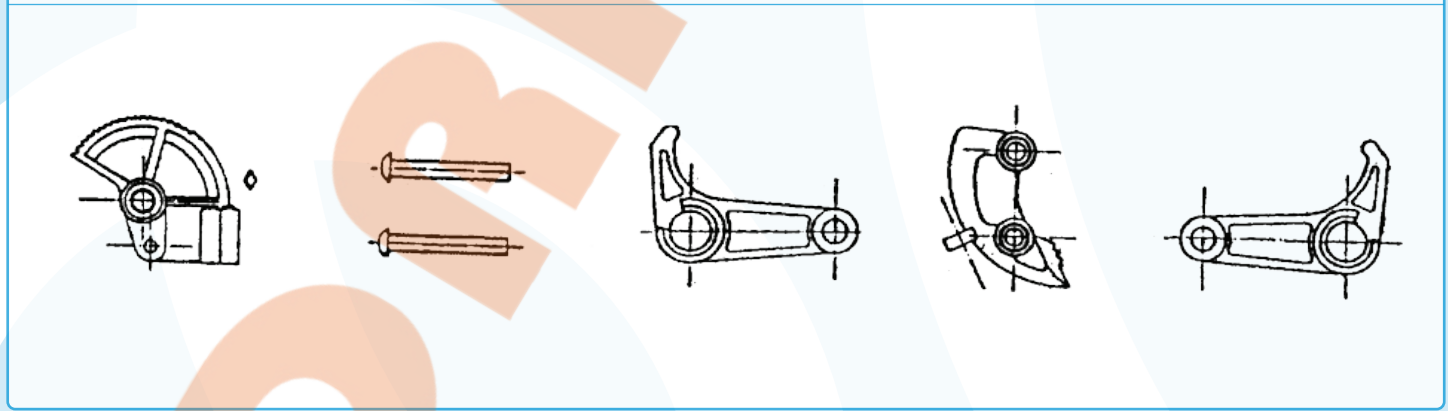
SG2 _all BZ	8546097	-	1260/700	41.0156
-------------	---------	---	----------	----------------

TRAFIC

TRAFIC (I) _ 1.4, 1.7 FWD	7700690094	81-87	700/460	41.0131
TRAFIC (I) _ 1.4, 1.7 FWD	7700743104	87-	735/470	41.0159
TRAFIC (I) _ 1.4 RWD	7700690096	81-	740/470	41.0132
TRAFIC (I) _ 1.7 RWD	7700690097	81-	1130/660	41.0140
TRAFIC (I) _ 2.0, 2.1 DS FWD	7700736293-7700747426-7700749179	88-	1395/1090	41.0142
TRAFIC (I) _ 2.0, 2.1 DS RWD	7700738424	90-	1370/1095	41.0161
TRAFIC (I) _ 2.4, 2.5 DS FWD	7700744556	90-	1270/1020	41.0160
TRAFIC (I) _ 1.9 DS PR-AR	7700310086	97-	1285/840	41.0182

RENAULT kit clutch pedal - kit cremagliera pedale frizione

TRAFIC _all_kit completo_complete kit	-	85-	-	41.0600
R21 _all_kit completo_complete kit	7701464301	95-	-	41.0602
MEGANE _all_kit completo_complete kit	For pedal 7701470150	94-00	-	41.0603



application	OE reference	year	length	code
-------------	--------------	------	--------	------

ROVER GROUP
100 / METRO

AUSTIN METRO _ all	GVC5021	82-92	1130/1080	23.0100
100 / METRO _ 1.4, 1.5 DS MOD	GVC5056	92-	835/570	23.0107

200

213 _ 1.3 MOD	GVC5005	84-89	1575/1135	23.0106
216 _ 1.6 MOD	GVC5003	84-89	945/730	23.0108
216 _ 1.6	GVC5030-GVC5039-GVC5052	89-	1415/1280	23.0102
216-220 _ 2.0 ch 231761 <-	GVC5053	89-	1460/1295	23.0103
220 _ 2.0 ch 231762 -> A/A	GVC5050-UUC10049EVA-UUC10071	92-	885/700	23.0109
220 _ 2.0 ch 231762 -> MOD	GVC5050-UUC10049EVA-UUC10071	96-	880/615	23.0105
SERIE 200 _ all A/A 25 _ all	GVC5044-GVC5070-UUC101250	92-04	735/540	23.0110
SERIE 200 _ all MOD 25 _ all	GVC5044-GVC5070-UUC101250	92-04	740/570	23.0104

400

416 _ 1.6	GVC5030-GVC5039-GVC5052	89-	1415/1280	23.0102
416-420 _ 2.0 ch 231761 <-	GVC5053	89-	1460/1295	23.0103
420 _ 2.0 ch 231762 -> A/A	GVC5050-UUC10049EVA-UUC10071	92-	885/700	23.0109
420 _ 2.0 ch 231762 -> MOD	GVC5050-UUC10049EVA-UUC10071	96-	880/615	23.0105

MAESTRO

AUSTIN MAESTRO _ all	ADU6205-GVC7058	83-90	1190/950	23.0101
----------------------	-----------------	-------	----------	----------------

SAAB
900

900 (II) _ all A/A	4490181-4901724-4490199	94-	805/565	43.0101
900 (II) _ all MOD	4490181-4901724-4490199	94-	815/480	43.0100

CLUTCH CABLES

Cavi frizione - Kupplungsseile - Cables de debrayage - Mando embrague



application	OE reference	year	length	code
SEAT				
124				
124 _ all	FA12623103-4264074-4285116-4293621	72-	950/725	11.0132
127				
127 _ all	HB12623100-4305713-4235527	-75	440/270	11.0113
127 _ all LS	HB12623101-4378669	75-	460/265	11.0114
127 _ all L/CL	HH12623104-4395851	78-	480/275	11.0116
127 _ all	X039339470-39339470	84-	495/325	11.0117
131				
131 _ all	JA12620100-4336454-4350460	75-78	1190/930	11.0135
131 _ all	JA12620101-4395749-4441735	78-	1225/935	11.0137
132				
132 _ all	GE12623100-4154803-4175027	-3/77	1100/845	11.0134
AROSA				
AROSA (6H) _ all A/A	6N1721335D-6N1721335J-6N1721335K-6X1721335	98-01	1060/860	55.0167
AROSA (6H) _ all MOD	6N1721335D-6N1721335J-6N1721335K-6X1721335	98-01	1110/820	45.0136
CORDOBA				
CORDOBA (6K1/2) _ 1.4, 1.6 A/A	6K1721335A	93-94	1080/870	45.0138
CORDOBA (6K1/2) _ 1.4, 1.6 MOD	6K1721335A	93-94	1090/835	45.0131
CORDOBA (6K1/2) _ 1.4, 1.6	6K1721335G-6K1721335H	95-	1065/805	45.0128
CORDOBA (6K1/2) _ 1.4, 1.6	6K1721335AA-6K1721335Q-6K1721335T	99-02	985/720	45.0137
CORDOBA (6K1/2) _ 1.6, 1.8 A/A	6K1721335B	93-96	850/685	45.0129
CORDOBA (6K1/2) _ all DS A/A	6K1721335C	93-96	855/695	45.0130
CORDOBA (6K1/2) _ 1.6, 1.8, DS MOD	6K1721335B-6K1721335C	93-96	865/600	45.0129.2
CORDOBA (6K1/2) _ 1.6, 1.8, TD A/A	6K1721335L	96-	1300/1030	45.0139
CORDOBA (6K1/2) _ 1.6, 1.8, TD MOD	6K1721335L	96-	1335/980	45.0132
CORDOBA (6K1/2) _ 1.6, 1.8, TD † A/A	6K1721335J	97-	1335/1075	45.0140
CORDOBA (6K1/2) _ 1.6, 1.8, TD † MOD	6K1721335J	97-	1345/1025	45.0133
FURA				
FURA _ all	X039339470-39339470	84-	495/325	11.0117

application	OE reference	year	length	code
IBIZA				
IBIZA (I)(021A) _ all exc. DS	SE022126201-3943010	83-86	630/365	45.0112
IBIZA (I)(021A) _ all exc. DS	SE022126201A-39553500	87-92	615/245	45.0115
IBIZA (I)(021A) _ all DS	X059371150-5937115	83-86	575/310	11.0126
IBIZA (I)(021A) _ all DS	SE138126201A-39553510	87-92	575/330	45.0116
IBIZA (I)(021A) _ 0.9 JUNIOR	SE021126201	87-91	585/345	45.0125
IBIZA (I)(021A) _ 0.9 JUNIOR COMFORT	SE021126201A	91-92	595/360	45.0114
IBIZA (II)(6K1) _ 1.4, 1.6 A/A	6K1721335A	93-94	1080/870	45.0138
IBIZA (II)(6K1) _ 1.4, 1.6 MOD	6K1721335A	93-94	1090/835	45.0131
IBIZA (II)(6K1) _ 1.1, 1.4, 1.6	6K1721335G-6K1721335H	95-	1065/805	45.0128
IBIZA (II)(6K1) _ 1.4, 1.6	6K1721335AA-6K1721335Q-6K1721335T	99-02	985/720	45.0137
IBIZA (II)(6K1) _ 1.6, 1.8 A/A	6K1721335B	93-96	850/685	45.0129
IBIZA (II)(6K1) _ all DS A/A	6K1721335C	93-96	855/695	45.0130
IBIZA (II)(6K1) _ 1.6, 1.8, DS MOD	6K1721335B-6K1721335C	93-96	865/600	45.0129.2
IBIZA (II)(6K1) _ 1.6, 1.8, TD A/A	6K1721335L	96-	1300/1030	45.0139
IBIZA (II)(6K1) _ 1.6, 1.8, TD MOD	6K1721335L	96-	1335/980	45.0132
IBIZA (II)(6K1) _ 1.6, 1.8, TD τ A/A	6K1721335J	97-	1335/1075	45.0140
IBIZA (II)(6K1) _ 1.6, 1.8, TD τ MOD	6K1721335J	97-	1345/1025	45.0133
MALAGA				
MALAGA (023A) _ all exc. DS	SE022126201-3943010	83-86	630/365	45.0112
MALAGA (023A) _ all exc. DS	SE022126201A-39553500	87-	615/245	45.0115
MALAGA (023A) _ all BZ	X03970398	-90	620/340	45.0126
MALAGA (023A) _ all BZ	SE023126201A	90-	1100/730	45.0123
MALAGA (023A) _ all DS	X059371150-5937115	83-86	575/310	11.0126
MALAGA (023A) _ all DS	SE138126201A-39553510	87-	575/330	45.0116
MALAGA (023A) _ all DS	SE023126201B	90-	900/620	45.0124
MARBELLA				
MARBELLA _ all 4 speeds	SE141126201A-4406587	-89	515/325	11.0112
MARBELLA _ all 4 speeds	SE029110699C	90-	530/345	45.0134
MARBELLA _ all 5 speeds	SE141126201B	87-	560/390	45.0113

CLUTCH CABLES

Cavi frizione - Kupplungsseile - Cables de debrayage - Mando embrague



application	OE reference	year	length	code
RITMO				
RITMO _ 1.0, 1.1	X044453260-4445326-4419451	78-81	625/360	11.0123
RITMO _ 1.0, 1.1 without servobrake	RF1262012-4379430	78-81	625/390	11.0122
RITMO _ 1.3, 1.5	X059368380-5936838	81-83	620/365	11.0124
RITMO _ 55 1.7 DS	X044319920-4431992	-81	575/300	11.0125
RITMO _ 55 1.7 DS	X059371150-5937115	81-83	575/310	11.0126

RONDA				
RONDA (022A) _ 1.2, 1.5	X059368380-5936838	-83	620/365	11.0124
RONDA (022A) _ all exc. DS	SE022126201-3943010	83-86	630/365	45.0112
RONDA (022A) _ all exc. DS	SE022126201A-39553500	87-	615/245	45.0115
RONDA (022A) _ all DS	X059371150-5937115	83-86	575/310	11.0126
RONDA (022A) _ all DS	SE138126201A-39553510	87-	575/330	45.0116

TERRA				
TERRA _ all BZ 4 speeds	SE141126201A-4406587	87-89	515/325	11.0112
TERRA _ all BZ 4 speeds	SE029110699C	90-	530/345	45.0134
TERRA _ all BZ 5 speeds	SE141126201B	87-	560/390	45.0113
TERRA _ all DS	SE029110699-X03961680	90-	580/370	45.0122

TOLEDO				
TOLEDO (I)(1L) _ all A/A	191721335AB	92-	800/595	55.0156
TOLEDO (I)(1L) _ all MOD	191721335AB	92-	830/550	55.0156.2

SEAT commercial vehicles

INCA				
INCA (6K9) _ all BZ	6K1721335G-6K1721335H	95-	1065/805	45.0128
INCA (6K9) _ all DS A/A	6K1721335C	95-	855/695	45.0130
INCA (6K9) _ all DS MOD	6K1721335B-6K1721335C	95-	865/600	45.0129.2
INCA (6K9) _ all mot. AKK-LD-UC-UD-NV-NW	6K1721335AA-6K1721335Q-6K1721335T	99-02	985/720	45.0137

SKODA

FAVORIT				
FAVORIT (781/5/7) _ all	6U0721335A-115522744	89-	595/370	47.0102
FELICIA				
FELICIA (I)(II)(6U1/5) _ all BZ	6U0721335-6U1721335	94-	740/520	47.0101
FELICIA (I)(II)(6U1/5) _ all DS	6U2721335D	94-	745/520	47.0100

application	OE reference	year	length	code
SUBARU				
IMPREZA				
IMPREZA (I)(GF, GC) _ 1.6, 1.8, 2.0	37214AA010-37214AA030-37214AA031-37214AA080	93-	775/580	46.0109
JUSTY				
JUSTY (I)(KAD) _ all	737026301-737026302	89-	1165/1060	46.0108
LEGACY				
LEGACY (II)(BD, BG) _ 2.0, 2.2	37214AA010-37214AA030-37214AA031-37214AA080	94-	775/580	46.0109
LEONE				
DL-GL _ 1.4, 1.6 2D-3D-4D-SW	637120163-637120164	-79	605/430	46.0100
DL _ 1.6 2D-3D-4D-HATCH exc. SW	737026011	80-83	605/470	46.0101
DL-GL _ 1.6, 1.8 SW	737026032	80-83	880/730	46.0102
DL _ 1.3, 1.6, 1.8 DL-GL _ 1.8 4WD	37026GA081	84-89	845/670	46.0103
GL _ 1.8 2WD	37026GA100	85-88	915/770	46.0105
XT				
XT _ all exc. T	37026GA200	85-88	945/770	46.0106
XT _ all exc. T	37026GA100	89-	915/770	46.0105
XT _ all T	37026GA310	85-88	855/650	46.0107
XT _ all T	37026GA081	89-	845/670	46.0103
XT 6 _ all	37026GA310	88-	855/650	46.0107
SUZUKI				
ALTO				
ALTO (I)(05) _ all	2371078162	82-84	525/290	48.0100
ALTO (II)(EC) _ all	2371078164	88-93	525/240	48.0108
ALTO (III)(EF)(HA12/23) _ all	23710M72F30-23710M72F31	93-04	560/350	48.0121
ALTO (IV)(FF) _ all	23710M76G20-23710M76G30	04-09	830/590	48.0128
ALTO (V)(GF) _ all	23710M68K01-23710M68K02-306804A00B-306804A00D	09-	665/415	48.0122
BALENO				
BALENO (EG) _ all	2371060G20-2371060G21-2371060G31	95-02	630/400	48.0106
IGNIS				
IGNIS (I)(II)(FH)(MH) _ 1.3	2371080G00-2371086G00	00-	660/390	48.0118
IGNIS (II)(MH) _ 1.5	2371086G40	03-	670/405	48.0125
IGNIS (II)(MH) _ all DS	2371086G80	03-	685/380	48.0119

CLUTCH CABLES

Cavi frizione - Kupplungsseile - Cables de debrayage - Mando embrague



application	OE reference	year	length	code
JIMNY				
JIMNY (SN) _ 1.3 4WD 16v	2371081A40	98-	1925/1755	48.0126
JIMNY (SN) _ 1.3 VVT	2371081A60-2371081A61	04-	1955/1765	48.0120
SAMURAI				
SAMURAI (SJ_) _ 1.3	2371083023-2371083024-23710A83012-23710A83023	92-	1880/1590	48.0103
SAMURAI (SJ_) _ 1.9 DS	2371057B10-2371057B11-2371057B12-2371085C60	98-	1870/1610	48.0113
SJ 410				
SJ 410 (OS) _ all	2371080420	84-	1700/1415	48.0102
SJ 413				
SJ 413 (OS) _ all	2371083023-2371083024-23710A83012-23710A83023	85-	1880/1590	48.0103
SPLASH				
SPLASH (EX) _ all	2371051K00-4709651-93195010	08-	720/430	33.0163
SWIFT				
SWIFT (I)(II)(S/AA)(E/MA)(AH/J) _ all exc. 1.0	2371063B10-2371063B11-2371080E10	83-94	545/370	48.0101
SWIFT (II)(E/MA)(AH/J) _ 1.0	2371060B10-2371080E00	89-94	640/445	48.0129
SWIFT (II)(E/MA)(AH/J) _ all	2371050GB01	95-	595/395	48.0109
VITARA				
VITARA (ET, TA/D) _ all 4WD	2371060B00-2371063A10-2371063A11	89-	1870/1570	48.0104
VITARA (ET, TA/D) _ 1.6 exc. 1.6 16v	2371060A10-2371060A11-2371060AA0	89-	1870/1650	48.0105
VITARA (ET, TA/D) _ 1.6 16v	2371057B10-2371057B11-2371057B12-2371085C60	89-	1870/1610	48.0113
VITARA (ET, TA/D) _ 1.9 D/DT 4WD	2371057B01-2371057B20-2371085C00	95-	1405/1145	48.0124
WAGON R				
WAGON R (EM) _ 1.0, 1.2 4WD EM mod	2371075F20-2371075F21	98-00	800/575	48.0123
WAGON R (MM) _ 1.3 VVTi 16v, 1.3 4WD	2371083E40-2371083E41-4700689-4705607-4707843 9204683-9210082-9216431	00-	675/415	48.0117
TALBOT				
SAMBA				
SAMBA (51A/E) _ all	9150101780-215051	82-	480/260	35.0102

application	OE reference	year	length	code
-------------	--------------	------	--------	------

TOYOTA

AYGO

AYGO (B1_) _ 1.0	313400H030-31340YV020-B001001080-2150CQ	05-14	1590/1400	07.0174
AYGO (B1_) _ 1.4 HDi	313400H040-2150CR	05-08	1445/1285	07.0175
AYGO (B4_) _ 1.0, 1.2	313400H030-31340YV020-B001001080-2150CQ	14-	1590/1400	07.0174
AYGO (B4_) _ 1.0 VVTi	313400H060-B000651580	14-	1000/750	07.0183

COROLLA

COROLLA (KE20) _ 1.2	3134019125	70-74	1740/775	52.0106
COROLLA (KE70) _ 1.3	3134019225	80-	1710/755	52.0109

LITEACE

LITEACE VAN (KM20) _ 1.3	3134029085	80-85	2485/2230	52.0114
--------------------------	------------	-------	-----------	----------------

STARLET

STARLET (KP6_) _ all	3134019196-3134019197	78-82	1580/685	52.0103
STARLET (KP6_) _ all	3134019245-3134019275	82-	1670/700	52.0104

TERCEL

TERCEL (AL11) _ all	3134016070	80-82	975/695	52.0111
TERCEL (AL11) _ all	3134016110	82-	975/695	52.0112
TERCEL (AL20) _ all	3134016130	82-	905/650	52.0113

VOLKSWAGEN

BEETLE / KAFER

1200 36HP	111721335	-60	2265	55.0146
1200, 1300 40HP	111721335A-113721335-113721335A-113721335C	61-	2260	55.0104
1500, 1600 TYPE III	311721335-311721335A	61-	2325	55.0105
1200, 1300, 1600	111721335C	72-	2285	55.0101
1200, 1300, 1600	111721335D	73-	2200	55.0147
1300, 1600	111721335E	74-	2272	55.0103
1300, 1600	111721335A-113721335-113721335A-113721335C	74-	2260	55.0104

GOLF

GOLF (I)(17) _ all	171721335B	-74	825/605	55.0107
GOLF (I)(17) _ all	171721335C	74-76	1060/835	55.0108
GOLF (I)(17) _ all BZ	171721335D	76-83	1055/805	55.0109
GOLF (I)(17) _ all DS/GTD/GTI	171721335E	76-83	790/585	55.0110

CLUTCH CABLES

Cavi frizione - Kupplungsseile - Cables de debrayage - Mando embrague



application	OE reference	year	length	code
-------------	--------------	------	--------	------

> GOLF

GOLF (II)(19E, 1G1) _ all BZ	191721335	83-86	1040/790	55.0111
GOLF (II)(19E, 1G1) _ all BZ	191721335J-191721335R	86-91	1060/810	55.0130
GOLF (II)(19E, 1G1) _ all DS/GTD/GTI	191721335A	83-84	795/515	55.0112
GOLF (II)(19E, 1G1) _ all GTI	191721335C-191721335M	84-89	800/550	55.0127
GOLF (II)(19E, 1G1) _ all GTI A/A	191721335G-191721335Q	86-	800/605	55.0152
GOLF (II)(19E, 1G1) _ all GTI MOD	191721335G-191721335Q	86-	840/535	55.0162
GOLF (II)(19E, 1G1) _ all GTI A/A	191721335AB	90-91	800/595	55.0156
GOLF (II)(19E, 1G1) _ all GTI MOD	191721335AB	90-91	830/550	55.0156.2
GOLF (II)(19E, 1G1) _ all DS/GTD	191721335D-191721335N	84-89	825/540	55.0132
GOLF (II)(19E, 1G1) _ all DS/GTD A/A	191721335F	90-91	1085/880	55.0157
GOLF (II)(19E, 1G1) _ all DS/GTD MOD	191721335F	90-91	1140/830	55.0157.2
GOLF (III)(1H1, 1H5, 1E7) _ all BZ MOD	1H1721335C-1H1721335K	91-96	910/580	55.0163
GOLF (III)(1H1, 1H5, 1E7) _ all BZ A/A	1H1721335H-1H1721335M	96-	1035/770	55.0158
GOLF (III)(1H1, 1H5, 1E7) _ all BZ MOD	1H1721335H-1H1721335M	96-	1050/725	55.0158.2
GOLF (III)(1H1, 1H5, 1E7) _ all DS/GTI A/A	1H1721335A-1H1721335B-1H1721335G	91-	825/580	55.0153
GOLF (III)(1H1, 1H5, 1E7) _ all DS/GTI MOD	1H1721335A-1H1721335B	91-92	850/520	55.0153.2
GOLF (III)(1H1, 1H5, 1E7) _ all DS/GTI MOD	1H1721335G	92-	840/520	55.0169

JETTA

JETTA (II)(19E, 1G2, 165) _ 1.3	191721335	83-86	1040/790	55.0111
JETTA (II)(19E, 1G2, 165) _ 1.5	191721335J-191721335R	86-91	1060/810	55.0130
JETTA (II)(19E, 1G2, 165) _ all GTI/GLI/DS	191721335A	83-84	795/515	55.0112
JETTA (II)(19E, 1G2, 165) _ all GLI	191721335C-191721335M	84-89	800/550	55.0127
JETTA (II)(19E, 1G2, 165) _ all GLI A/A	191721335G-191721335Q	86-	800/605	55.0152
JETTA (II)(19E, 1G2, 165) _ all GLI MOD	191721335G-191721335Q	86-	840/535	55.0162
JETTA (II)(19E, 1G2, 165) _ all GLI A/A	191721335AB	90-	800/595	55.0156
JETTA (II)(19E, 1G2, 165) _ all GLI MOD	191721335AB	90-	830/550	55.0156.2
JETTA (II)(19E, 1G2, 165) _ all DS	191721335D-191721335N	84-89	825/540	55.0132
JETTA (II)(19E, 1G2, 165) _ all DS A/A	191721335F	90-91	1085/880	55.0157
JETTA (II)(19E, 1G2, 165) _ all DS MOD	191721335F	90-91	1140/830	55.0157.2

LUPO

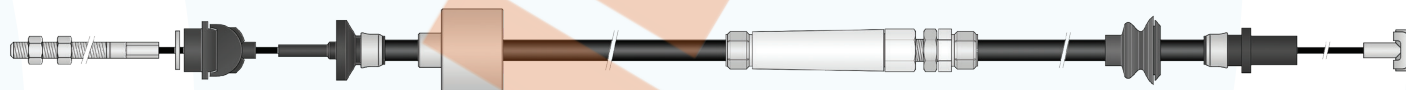
LUPO _ all A/A	6N1721335D-6N1721335J-6N1721335K-6X1721335	98-	1060/860	55.0167
LUPO _ all MOD	6N1721335D-6N1721335J-6N1721335K-6X1721335	98-	1110/820	55.0164

application	OE reference	year	length	code
PASSAT				
PASSAT (32) _ all	843721335	75-	950/655	55.0116
PASSAT (32) _ all	321721335B	1-10/78	1100/805	55.0117
PASSAT (32) _ all	321721335C	78-79	1115/805	55.0118
PASSAT (32B, 33B) _ all 4cyl.	811721335F	79-83	940/640	55.0138
PASSAT (32B, 33B) _ all 4cyl.	321721335H	84-89	945/640	55.0136
PASSAT (32B, 33B) _ all 5cyl.	321721335G	84-89	970/685	55.0137
PASSAT (32B, 33B) _ all DS	811721335C-811721335H	79-83	940/650	55.0135
PASSAT (32B, 33B) _ all DS/TDS	321721335D-321721335E	83-89	980/600	55.0134
PASSAT (3A2/5, 35I) _ all A/A	357721335-357721335E	89-	1295/995	55.0154
PASSAT (3A2/5, 35I) _ all MOD	357721335-357721335E	89-	1335/940	55.0154.2

POLO				
POLO / DERBY (86)(86C, 80) _ all	861721335A-867721335C	74-86	595/375	55.0106
POLO (86C, 80, 86CF) _ all exc. DS	867721335E-867721335H	87-	610/285	55.0145
POLO CLASSIC (6V2) _ all A/A	6N1721335B	93-	1020/820	55.0168
POLO CLASSIC (6V2) _ all MOD	6N1721335B	93-	1100/820	55.0161
POLO (6N1/2, 6V5) _ all A/A	6N1721335D-6N1721335J-6N1721335K-6X1721335	94-	1060/860	55.0167



POLO (6N1/2, 6V5) _ all MOD	6N1721335D-6N1721335J-6N1721335K-6X1721335	94-	1110/820	55.0164
------------------------------------	--	-----	----------	----------------



SANTANA				
SANTANA (32B) _ all 4cyl.	811721335F	81-83	940/640	55.0138
SANTANA (32B) _ all 4cyl.	321721335H	84-85	945/640	55.0136
SANTANA (32B) _ all 5cyl.	321721335G	84-85	970/685	55.0137
SANTANA (32B) _ all DS	811721335C-811721335H	81-83	940/650	55.0135
SANTANA (32B) _ all DS/TDS	321721335D-321721335E	83-85	980/600	55.0134

SCIROCCO				
SCIROCCO (53) _ all	531721335A	74-75	915/675	55.0113
SCIROCCO (53)(53B) _ all	531721335C	76-	850/620	55.0114
SCIROCCO (53B) _ 1.8 16v A/A	533721335-533721335C	86-	1030/840	55.0159
SCIROCCO (53B) _ 1.8 16v MOD	533721335-533721335C	86-	1065/800	55.0159.2

CLUTCH CABLES

Cavi frizione - Kupplungsseile - Cables de debrayage - Mando embrague



application	OE reference	year	length	code
VENTO				
VENTO (1H2) _ all BZ MOD	1H1721335C-1H1721335K	91-96	910/580	55.0163
VENTO (1H2) _ all BZ A/A	1H1721335H-1H1721335M	96-	1035/770	55.0158
VENTO (1H2) _ all BZ MOD	1H1721335H-1H1721335M	96-	1050/725	55.0158.2
VENTO (1H2) _ all GTI/GLI/DS A/A	1H1721335A-1H1721335B-1H1721335G	91-	825/580	55.0153
VENTO (1H2) _ all GTI/GLI/DS MOD	1H1721335A-1H1721335B	91-92	850/520	55.0153.2
VENTO (1H2) _ all GTI/GLI/DS MOD	1H1721335G	92-	840/520	55.0169

VOLKSWAGEN commercial vehicles


CADDY				
CADDY (I)(14) _ all	171721335E	82-92	790/585	55.0110
CADDY (II)(9K9) _ all BZ	6K1721335G-6K1721335H	95-04	1065/805	45.0128
CADDY (II)(9K9) _ all DS A/A	6K1721335C	95-04	855/695	45.0130
CADDY (II)(9K9) _ all DS MOD	6K1721335B-6K1721335C	95-04	865/600	45.0129.2

LT				
LT 28-31-35 (I)(281, 363) _ 2.7 DS PERKINS	281721335	75-80	1725/1580	55.0125
LT 28-31-35 (I)(281, 363) _ all ch 28D007274 <- LT 40-45 (I)(291, 512) _ all ch 28D007274 <-	281721335A	75-82	1705/1545	55.0126
LT 28-31-35 (I)(281, 363) _ all ch 28D007274 -> LT 40-45 (I)(291, 512) _ all ch 28D007274 ->	281721335E-281721335F	82-95	1815/1655	55.0160
LT 28-31-35 (I)(281, 363) _ all DS/TDS LT 40-45 (I)(291, 512) _ all DS/TDS	281721335B	83-89	1830/1670	55.0129

TRANSPORTER				
TRANSPORTER (II) _ 1.6	211721335G	71-	3200	55.0121
TRANSPORTER (II) _ 1.7, 1.8	211721335J	72-75	3220	55.0122
TRANSPORTER (II) _ 2.0	211721335H	76-79	3210	55.0123
TRANSPORTER (III-T3) _ all	251721335	79-92	3855/330	55.0124
TRANSPORTER (IV-T4) _ all A/A	701721335-701721335B-7D1721335	90-	1250/965	55.0155



TRANSPORTER (IV-T4) _ all MOD	701721335-701721335B-7D1721335	90-	1285/915	55.0163.2
--------------------------------------	--------------------------------	-----	----------	------------------



application	OE reference	year	length	code
-------------	--------------	------	--------	------

VOLKSWAGEN sleeve cables - guaine di protezione

BEETLE / KAFER 1500-1600 type III	311721361	-	300	55.0140
TRANSPORTER	211721361C-211721361D	74-	330	55.0142
TRANSPORTER 2.0	251721361B	79-	295	55.0144

VOLVO
140

140 (142/4/5) _ all	12062055	69-74	1155/995	57.0100
---------------------	----------	-------	----------	----------------

240

240 (P242/244/245) _ all BZ	1228633-12289120-13776695	74-93	1075/930	57.0102
240 (P242/244/245) _ all DS	12722294	78-93	1100/930	57.0103

260

260 (P262/264/265) _ all	1228633-12289120-13776695	75-85	1075/930	57.0102
--------------------------	---------------------------	-------	----------	----------------

340-360

340-360 (343/5, 344) _ 1.4 ch 120999 <-	32032948-32947541	76-85	1115/900	57.0105
340-360 (343/5, 344) _ 1.4 ch 121000 ->	32092538	85-88	1050/800	57.0106
340-360 (343/5, 344) _ 2.0	32831067-32947046	80-91	1050/800	57.0104

440

440 K (445) _ all ch 185080 <-	33441767-33446600-3344856-3450294-3450915-34509158	88-91	1010/750	57.0107
440 K (445) _ all ch 185081 <-> ch 250199	3460763-3470372-34598680	91-	1015/785	57.0109

460

460 L (464) _ all ch 185080 <-	33441767-33446600-3344856-3450294-3450915-34509158	88-91	1010/750	57.0107
460 L (464) _ all ch 185081 <-> ch 250199	3460763-3470372-34598680	91-	1015/785	57.0109
460 L (464) _ all TDS	3475466	93-	1575/1350	57.0111

480

480 E (482) _ all ch 538170 <- 480 E (482) _ all TURBO ch 565116 <-	33441767-33446600-3344856-3450294-3450915-34509158	88-	1010/750	57.0107
480 E (482) _ all TURBO ch 565117 ->	3460763-3470372-34598680	93-	1015/785	57.0109
480 E (482) _ all ch 538171 ->	33441726-3344661-3344858-3412431	88-	1025/710	57.0108

740

740 (744, 745) _ all BZ	1228633-12289120-13776695	83-92	1075/930	57.0102
740 (744, 745) _ all DS	12722294	84-92	1100/930	57.0103

760

760 (704, 764, 765) _ all	12722294	81-92	1100/930	57.0103
---------------------------	----------	-------	----------	----------------

CLUTCH CABLES

Cavi frizione - Kupplungsseile - Cables de debrayage - Mando embrague



application	OE reference	year	length	code
ZASTAVA				
YUGO				
YUGO _ 0.9 45cv	4402475	80-86	500/335	59.0100
YUGO _ 0.9 45cv	46623277-46625514	87-95	500/310	59.0101
YUGO FLORIDA _ all	46618456	89-95	610/360	59.0102

application	OE reference	year	length	code
-------------	--------------	------	--------	------



ADRIAUT

