



ACCELERATOR CABLES

CAVI ACCELERATORE



ADRIAN

application	OE reference	year	length	code
ALFA ROMEO				
33				
33 _ all exc. 1.7, 1.8	542776-60504315	83-89	885/765	01.0312
33 _ all exc. 1.7, 1.8 TWO-STAGE CARBURETTOR	536577-60506803	83-89	720/605	01.0304
33 _ 1.7	549491-60537915	86-90	715/565	01.0320
33 _ 1.7 ie	60537971	88-94	1155/1005	01.0321
33 _ 1.8 TDS	60537910	86-94	925/750	01.0322
75				
75 _ 1.8	117134405101-117134405102-60523231-60703269	85-92	1195/1055	01.0310
75 _ 1.8 TURBO	11354405100-60518349	86-92	610/470	01.0327
75 _ 2.0	162243105401-60534138	85-92	895/755	01.0318
75 _ 2.5 v6, 3.0 v6	162183105400-60532728-60533984	85-92	795/665	01.0319
75 _ all TD	161043105401-60528459	85-92	725/575	01.0316
90				
90 _ 2.0 ie	117014405011-117014405102-60523120	84-87	775/615	01.0309
90 _ 2.5 ie	162183105400-60532728-60533984	84-87	795/665	01.0319
90 _ all TD	162060405600-60548639-60742180	84-85	745/595	01.0311
90 _ all TD	161043105401-60528459	85-87	725/575	01.0316
155				
155 _ all	60557449	92-97	940/760	01.0328
156				
156 _ 1.6 16v T.SPARK	60653544	97-06	695/555	01.0333
156 _ 1.8 16v, 2.0 16v T.SPARK	60622696	97-06	900/755	01.0334
164				
164 _ 2.0 T.SPARK	60511688-60561731-60567414	87-98	630/455	01.0324
164 _ 2.0 TURBO	60511545-60512545	87-98	695/545	01.0325
164 _ 2.5 TD	126760510138-60510138-60542561-60563886	87-92	1280/1070	01.0326
166				
166 _ 2.0 T.SPARK	60651739	98-00	935/755	01.0335
ALFASUD				
ALFASUD _ 1.2, 1.2 ti 5 speeds	530751-60745077	70-75	805/690	01.0300
ALFASUD _ 1.2 ti	530631-60745042	73-84	985/685	01.0301
ALFASUD _ 1.2, 1.3 ti/SC/SUPER, 1.5 ti	533299-60536298-60745529	72-84	805/695	01.0302
ALFASUD, ALFASUD SPRINT _ all	533354-60745541	76-80	985/870	01.0303
ALFASUD, ALFASUD SPRINT _ 1.5 ti	536577-60506803	83-84	720/605	01.0304
ALFASUD SPRINT _ 1.7	549491-60537915	87-89	715/565	01.0320

ACCELERATOR CABLES

Cavi acceleratore - Gaszug - Cables d'accelerateur - Mando aceleradòr



application	OE reference	year	length	code
ALFETTA				
ALFETTA, ALFETTA GT _ 1.6, 1.8	105504405101-60715011	74-84	410/205	01.0332
ALFETTA _ 2.0	117014405011-117014405102-60523120	78-84	775/615	01.0309
ALFETTA _ 2.4 TD	117023905100-60734859	83-84	730/595	01.0317
ARNA				
ARNA _ 1.2	542545	83-86	650/550	01.0305
ARNA _ 1.3 ti	542659	83-86	580/485	01.0306
GIULIETTA				
GIULIETTA _ 2.0 TD	117014405011-117014405102-60523120	83-85	775/615	01.0309
GTV				
GTV _ all	60701677	80-87	455/320	01.0323
SPIDER				
SPIDER (I) _ 2000cc	60562135	86-93	990/840	01.0331
SPIDER (II) _ 1.8 16v, 2.0 16v T.SPARK	60622696	98-05	900/755	01.0334
AUDI				
50				
50 _ all	861721555F	74-79	515/325	55.0330
80				
80 _ all	823721555E	75-78	860/630	03.0302
80 _ 1.3	811721555E	78-81	655/430	03.0303
80 _ 1.6	811721555D	78-79	800/570	03.0304
80 _ 1.6	811721555C	79-81	855/645	03.0312
80 _ all	811721555AD-811721555AL	81-86	1030/790	03.0305
80 _ 1.6 DS/TD	321721555F-321721555R-811721555AE	80-91	730/490	55.0319
80 _ 1.6	811721555AA	86-91	890/650	03.0314
80 QUATTRO _ 1.8, 2.0	811721555AM	84-90	905/530	03.0317
80 QUATTRO _ 2.2	811721555AB	82-84	945/540	03.0315
90				
90 QUATTRO _ 2.0, 2.2 E	811721555AM	84-87	905/530	03.0317
100				
100 _ all	431721555C	-83	1145/745	03.0309
100 AVANT _ 1.8	431721555K	83-87	1100/870	03.0320
100, 100 AVANT _ 1.9, 2.1	431721555J	80-84	1280/1040	03.0311
100, 100 AVANT _ 2.0 D	431721555N	78-83	660/465	03.0310
100, 100 AVANT _ 2.0, 2.2, 2.3	431721555L	84-90	1180/780	03.0318
100, 100 AVANT _ 2.0, 2.2, 2.3 automatic transmission	431723555D	84-90	690/405	03.0325

application	OE reference	year	length	code
-------------	--------------	------	--------	------

200

200 _ 2.1 5E	431721555L	83-84	1180/780	03.0318
200, 200 AVANT _ 2.1 T, 2.2 T	447721555	83-91	1270/935	03.0321
200, 200 AVANT _ 2.1 5E/T, 2.2 T automatic transmission	431723555D	83-91	690/405	03.0325

A3

A3 (8L1) _ 1.6, 1.8 ch 8LV008000 <-	1J0721555J-1J0721555Q	96-03	1710/1505	03.0326
A3 (8L1) _ 1.6 ch 8LV008001 ->	1J0721555D-1J0721555T	96-03	1730/1525	03.0327



A3 (8L1) _ 1.8 ch 8LV008001 <-> 8LW010000	1J1721555B-1J1721555E	96-03	1595/1395	03.0329
A3 (8L1) _ 1.8 ch 8LW010001 ->	1J1721555L-1J1721555P	96-03	1725/1525	55.0302.1
A3, A3 QUATTRO (8L1) _ 1.8 T	1J1721555M	96-03	1270/980	55.0303.1

COUPE'


COUPE' (81, 85) _ 1.6	811721555C	80-81	855/645	03.0312
COUPE' (81, 85, 8B) _ 2.2 GT/QUATTRO	811721555AB	81-91	945/540	03.0315


BMW
SERIE 3

SERIE 3 (E21) _ 316-318-320	35411116161	75-80	665/455	05.0300
SERIE 3 (E21) _ 316	354111152684	80-83	610/460	05.0301
SERIE 3 (E21) _ 318i-323i	35411121007	78-82	620/490	05.0303
SERIE 3 (E21) _ 320i	35411116187	75-82	635/490	05.0307
SERIE 3 (E21) _ 320/6	35411120357	77-82	815/675	05.0302
SERIE 3 (E21, E30) _ 315	354111153166	81-91	805/630	05.0312
SERIE 3 (E30) _ 316	354111154823	83-88	595/410	05.0314
SERIE 3 (E30) _ 316i-318i	354111154625	83-88	760/525	05.0315
SERIE 3 (E30) _ 316i-318i	354111158370-354111160526	88-94	800/560	05.0317
SERIE 3 (E30) _ 320i-323i-325i/x	354111154285	82-93	630/400	05.0308
SERIE 3 (E30) _ 324 D/TD	354111156094	85-93	820/515	05.0309
SERIE 3 (E36) _ 316i-318i	354111160932	90-93	1235/1035	05.0321
SERIE 3 (E36) _ 316i-318i automatic transmission	354111160938	90-98	795/555	05.0318

ACCELERATOR CABLES

Cavi acceleratore - Gaszug - Cables d'accelerateur - Mando acelerador

application	OE reference	year	length	code	
SERIE 5					
SERIE 5 (E12) _ 518	35411116090-35411186090	72-81	690/485	05.0304	
SERIE 5 (E12) _ 520i	35411116468	72-79	640/490	05.0306	
SERIE 5 (E12) _ 520/6	35411120358	77-81	835/695	05.0305	
SERIE 5 (E28) _ 518i	35411154821	81-87	820/595	05.0320	
SERIE 5 (E28, E34) _ 520i	35411153859-35411161266-35411162171	81-90	635/405	05.0310	
SERIE 5 (E28, E34) _ 525i-528i-535i	35411153001	81-93	745/510	05.0316	
SERIE 5 (E34) _ 530i-535i	35411155958	87-93	700/500	05.0322	
SERIE 5 (E28, E34) _ 524 D/TD-525 TD/TDS	35411154508	83-96	840/555	05.0311	
SERIE 7					
SERIE 7 (E32) _ 730i/L-735i/L	35411155958	85-94	700/500	05.0322	
CHEVROLET - DAEWOO					
MATIZ					
MATIZ _ 0.8	96316840	98-04	1170/950	06.0300	
CITROEN					
2 CV					
2CV _ 6	5491447-5491447S-5507100-75492145	70-85	755/580	07.0300	
					
AMI					
AMI 6-8	5419220	-	-	07.0301	
AMI 6-8	5490022	-	-	07.0302	
AMI 10 SUPER	5426981	-	-	07.0303	
AMI	5421143	-	-	07.0304	
AX					
AX _ 10, 11 ch 4192 <-	95636403	86-88	1315/1140	07.0322	
AX _ 14 ch 3948 <-	95636402	86-87	1210/1040	07.0323	
AX _ 14 ch 3949 <-> 4192	96016639	87-88	1030/850	07.0344	
AX _ 10, 11, 14 ch 4193 ->	96016640	88-97	1060/905	07.0336	
AX _ 1.3 SPORT	95638604-96060371	87-88	1190/1020	07.0340	
AX _ 14 D, 15 D	96016641	91-97	1110/985	07.0337	
KIT	AX _ all	95656497	86-97	1810/1550	07.0353
	AX _ all	162986	86-97	1720/1400	35.0343.1

application	OE reference	year	length	code
AXEL				
AXEL_all	95495918	84-91	555/415	07.0324
BX				
BX_14, 14E	95496078-95496127	82-93	1095/895	07.0315
BX_16, 16E	95496079	82-93	1330/1145	07.0316
BX_19, 19 GTi/4WD	95612286	84-94	1340/1210	07.0330
BX_18 D, 19 D, TRD TURBO	95605660	83-94	1415/1300	07.0320
KIT BX_all	95656496	82-94	1805/1460	07.0354
KIT BX_all	162986	82-94	1720/1400	35.0343.1
C1				
C1 (I)_1.0	1629G4-781800H010	05-14	1320/1135	07.0357
				
C2				
KIT C2_all	1629F9	03-	1600/1410	07.0355
KIT C2_all	162986	03-	1720/1400	35.0343.1
C3				
KIT C3 (I)_all	1629F9	02-	1600/1410	07.0355
KIT C3 (I)_all	162986	02-	1720/1400	35.0343.1
C5				
KIT C5_all	1629F8	00-	2345/2005	07.0356
KIT C5_all	1629E8-1629G0	00-	-	35.0353
C8				
KIT C8_all	1629D7-5894946-9567221980	02-	-	11.0375.1
CX				
KIT CX_all	162986	74-	1720/1400	35.0343.1
DYANE / MEHARI				
DYANE_4/6	5491447-5491447S-5507100-75492145	68-87	755/580	07.0300
MEHARI_0.6/4WD	75492414-75492415	79-87	650/495	07.0334
EVASION				
KIT EVASION_all	1629D7-5894946-9567221980	94-	-	11.0375.1
LN / LNA				
LN / LNA_all	75492030-75492031-75517623	78-91	600/470	07.0305
KIT LN / LNA_all	95656497	78-91	1810/1550	07.0353

ACCELERATOR CABLES

Cavi acceleratore - Gaszug - Cables d'accelerateur - Mando acelerador



application	OE reference	year	length	code
-------------	--------------	------	--------	------

SAXO

KIT SAXO _all	1629A7	96-	1510/1200	35.0347
----------------------	--------	-----	-----------	----------------

VISA

VISA _ 0.6	75492030-75492031-75517623	78-91	600/470	07.0305
VISA _ 11E	75492213-75492214	78-82	970/660	07.0307
VISA _ 11E	95494610	82-84	495/280	07.0329
VISA _ 1.0, 11E	95496866-95600210	84-91	560/460	07.0335
VISA _ 16 GTI	95605369-95610422	85-91	1440/1320	07.0321
VISA _ 17 D	95595357	84-91	1010/845	07.0319

KIT VISA _all	95656496	78-91	1805/1460	07.0354
VISA _all	162986	78-91	1720/1400	35.0343.1

XANTIA

KIT XANTIA _all	1629C6	93-03	2700/2490	35.0348
XANTIA _all	1629E8-1629G0	93-03	-	35.0353

XM

KIT XM _ 2.0	1629F8	91-00	2345/2005	07.0356
XM _all	1629E8-1629G0	89-00	-	35.0353

XSARA

KIT XSARA (N0/1/2) _all XSARA PICASSO (N68) _all	1629E8-1629G0	97-	-	35.0353
--	---------------	-----	---	----------------

ZX

KIT ZX _all	95656496	96-	1805/1460	07.0354
ZX _all	162986	96-	1720/1400	35.0343.1

CITROEN commercial vehicles

BERLINGO

KIT BERLINGO (I) _all	1629E8-1629G0	96-11	-	35.0353
------------------------------	---------------	-------	---	----------------

C15

C15 _all exc. 1.8 D	95496866-95600210	84-96	560/460	07.0335
C15 _ 1.8 D	95595357	86-00	1010/845	07.0319
KIT C15 _all	95656496	84-00	1805/1460	07.0354
C15 _all	162986	84-00	1720/1400	35.0343.1

application	OE reference	year	length	code
-------------	--------------	------	--------	------

C25

C25 _ 1.8, 2.0	163091-ZF04477021-ZF4477021-4477021	81-94	1150/890	11.0356
C25 _ 1.9 D/TD, 2.5 D/TD	163090-ZF05929979-ZF5929979-5929979	85-94	765/620	11.0379
KIT C25 _ all	1629E6	81-94	2005/1805	11.0318.2

C35

C35 _ 2.0	5436394	73-94	885/675	07.0339
C35 _ 2.2 D	5441578	73-80	1030/845	11.0353
C35 _ 2.5 D	95492680-5492679-5492680	80-94	1285/1135	11.0354

JUMPER

JUMPER (I) _ 2.0	1629C0-1305031080-1318349080	94-02	1020/850	11.0376.1
JUMPER (I) _ 1.9 D/TD	1629D0-1300680080-1302854080	94-02	1045/870	11.0361.1
JUMPER (I) _ 2.5 D	1629D1-1929D1-1305051080-1305134080	94-02	1150/950	11.0362.1



JUMPER (I) _ 2.5 TD	1629D2-1929D2-1309896080-1315770080	94-02	1085/910	11.0393.1
---------------------	-------------------------------------	-------	----------	------------------

KIT JUMPER (I) _ all	1629E6	94-02	2005/1805	11.0318.2
-----------------------------	--------	-------	-----------	------------------


JUMPY

KIT JUMPY _ all	1629D7-5894946-9567221980	95-	-	11.0375.1
------------------------	---------------------------	-----	---	------------------

CITROEN standard accelerator KIT


07.0353

AX _ all, LN / LNA _ all	95656497	1810/1550
--------------------------	----------	-----------



07.0354

BX _ all, VISA _ all, ZX _ all, C15 _ all	95656496	1805/1460
---	----------	-----------



ACCELERATOR CABLES

Cavi acceleratore - Gaszug - Cables d'accelerateur - Mando acelerador



code / application	OE reference	length
07.0355		
C2_all, C3 (l)_all	1629F9	1600/1410
<p>Diagram showing the assembly of cable 07.0355. It includes a long silver cable, a black cable, and a shorter silver cable. Scissors icons indicate where to cut. The assembly sequence shows a yellow cap, a black spring, a black sleeve, a black plug, and a black connector being assembled onto the cables.</p>		
07.0356		
C5_all, XM_2.0	1629F8	2345/2005
<p>Diagram showing the assembly of cable 07.0356. It includes a long silver cable, a black cable, and a shorter silver cable. Scissors icons indicate where to cut. The assembly sequence shows a yellow cap, a black spring, a black sleeve, a black plug, a black connector, and a black sleeve being assembled onto the cables.</p>		
11.0375.1		
C8_all, EVASION_all, JUMPY_all	1629D7-5894946-9567221980	-
<p>Diagram showing the assembly of cable 11.0375.1. It includes a long silver cable, a black cable, and a shorter silver cable. Scissors icons indicate where to cut. The assembly sequence shows a yellow cap, a black spring, a black sleeve, a black plug, a black connector, a black sleeve, and a black plug being assembled onto the cables.</p>		
11.0318.2		
C25_all, JUMPER (l)_all	1629E6	2005/1805
<p>Diagram showing the assembly of cable 11.0318.2. It includes a long silver cable, a black cable, and a shorter silver cable. Scissors icons indicate where to cut. The assembly sequence shows a yellow cap, a black spring, a black sleeve, a black plug, a black connector, a black sleeve, a black plug, a black spring, and a black plug being assembled onto the cables.</p>		
35.0343.1		
AX_all, BX_all, C2_all, C3 (l)_all, CX_all, VISA_all, ZX_all, C15_all	162986	1720/1400
<p>Diagram showing the assembly of cable 35.0343.1. It includes a long silver cable, a black cable, and a shorter silver cable. Scissors icons indicate where to cut. The assembly sequence shows a yellow cap, a black spring, a black sleeve, a black plug, a black connector, a black sleeve, a black plug, a black spring, a black plug, a black spring, and a black plug being assembled onto the cables.</p>		

code / application	OE reference	length
--------------------	--------------	--------

35.0347

SAXO _all	1629A7	1510/1200
-----------	--------	-----------

35.0348


XANTIA _all	1629C6	2700/2490
-------------	--------	-----------

35.0353

C5 _all, XM _all, XSARA (N0/1/2) _all, XSARA PICASSO (N68) _all, BERLINGO (i) _all	1629E8-1629G0	-
--	---------------	---

ACCELERATOR CABLES

Cavi acceleratore - Gaszug - Cables d'accelerateur - Mando acelerador

application	OE reference	year	length	code
DACIA				
<i>DUSTER</i>				
DUSTER _ 1.6 16v exc. 4WD	6001548721	10-	1055/825	41.0312.1
<i>LOGAN</i>				
LOGAN (I) _ all exc. 1.6 16v LOGAN MCV, EXPRESS (I) _ all exc. 1.6 16v	182013208R-6001546868-8200215959	04-	950/685	41.0308.1
				
LOGAN (I) _ 1.6 16v exc. 4WD LOGAN MCV (I) _ 1.6 16v exc. 4WD	6001548721	06-	1055/825	41.0312.1
<i>SANDERO</i>				
SANDERO (I) _ all exc. 1.6 16v	182013208R-6001546868-8200215959	08-	950/685	41.0308.1
SANDERO (I) _ 1.6 16v	6001548721	11-	1055/825	41.0312.1
FERRARI				
<i>208</i>				
208 _ GT4	105574	75-80	2510/1045	15.0303
208 _ GTB/GTS	106492	80-86	2250/1045	15.0301
<i>308</i>				
308 _ GT4	105574	74-80	2510/1045	15.0303
308 _ GTB/GTS	106492	75-80	2250/1045	15.0301
308 _ GTBi/GTSi	115134	80-83	2360/1045	15.0304
308 _ GTB/GTS 4v	120260	82-85	2320/2120	15.0302
<i>328</i>				
328 _ GTB/GTS	120260	85-89	2320/2120	15.0302
<i>BB</i>				
365 _ GT/4 BB	106492	73-76	2250/1045	15.0301
512 _ BB	110809	76-81	-	15.0305
<i>DINO</i>				
DINO _ 246 GT	181380-9181380	69-73	1950	15.0300
DINO _ 208/308 GT4	105574	74-80	2510/1045	15.0303

application	OE reference	year	length	code
FIAT				
124				
124-124 SPECIAL _ all	4162231-4221660-4291977-EA11008400	66-	345/230	11.0326
124 SPECIAL T _ all	4291978-4291979	70-	635/535	11.0328
124 SPIDER _ all	4354211	75-81	510/300	11.0323.1
124 SPIDER EUROPA/AMERICA _ 2.0	4442438	81-85	600/400	11.0332.1
126				
126 _ all	4127902-4130875	72-87	2090/815	11.0300
126 BIS _ all	7557124	87-96	2470/1225	11.0382
INNER THREAD	4059152-4062360-4062432-4103422-4130875-4132149-984814	-	3500	11.0368
127				
127 _ 900cc	4365648-HH11006200	71-82	400/280	11.0307
127 _ 900cc	5932425-X039350920	82-84	935/815	11.0308
127 _ 900cc 5 doors	3921303-HH11006201	77-81	470/345	11.0309
127 _ 1050cc-1050cc SPORT	4364354	78-86	655/505	11.0310
127 _ all PANORAMA-RUSTICA/147	4359989	81-	660/510	11.0311
127 _ all DS	4471188-5928954	81-86	670/485	11.0312
131				
131 _ all MIRAFIORI	4322386-4347291	74-78	540/400	11.0330
131 _ all MIRAFIORI L-CL	4406514	78-81	550/375	11.0331
131 _ all MIRAFIORI CL	4445320	81-83	695/520	11.0334
131 _ all MIRAFIORI L-CL automatic transmission	4357123	78-83	1110/965	11.0335
131 _ all SUPERMIRAFIORI/RACING/2000	4460586-XD44605860	78-83	1315/1140	11.0333
131 _ all DS BOSCH	4378341-4473012-JD11050105	-	435/300	11.0336
131 _ all DS CAV	4421015-4473024	-	375/240	11.0337
132				
132 _ all	4357119-4357121-4361082-4409438-4413866	72-79	400/260	11.0338
132 _ 1.6, 2.0	4431113	79-81	965/790	11.0339
132 _ 2.0 ie	4441279	79-81	1100/910	11.0340
132 _ all DS BOSCH	4414195	78-81	565/430	11.0341
132 _ all DS CAV	4421010	78-81	475/345	11.0342
500 D-F-L-R				
n 500 D GIARDINIERA _ all	4127153-4132151	60-66	2400/960	11.0301
n 500 F-L-R _ all	4127902-4130875	65-76	2090/815	11.0300
				
INNER THREAD	4059152-4062360-4062432-4103422-4130875-4132149-984814	-	3500	11.0368

ACCELERATOR CABLES

Cavi acceleratore - Gaszug - Cables d'accelerateur - Mando aceleradòr



application	OE reference	year	length	code
600				
600 D _ all	4062360-4076032	63-	3300/220	11.0326.1
600 D-E _ all	4062360-4130053	63-	3300/455	11.0302
600 D-III, 600 MULTIPLA _ all	984814-978721	60-	3300/220	11.0350
INNER THREAD	4059152-4062360-4062432-4103422-4130875-4132149-984814	-	3500	11.0368
850				
850 _ all	4103425-4127153-41277153-EA11006701-ET12623100	65-	3300/1015	11.0303
INNER THREAD	4059152-4062360-4062432-4103422-4130875-4132149-984814	-	3500	11.0368
ARGENTA				
ARGENTA _ 1600cc	4431113	81-85	965/790	11.0339
ARGENTA _ 2000cc ie	4441279	81-85	1100/910	11.0340
ARGENTA _ 2000cc SX/VX	5973415	84-85	735/565	11.0374.1
ARGENTA _ 2500cc DS BOSCH	4472295-5947342	81-85	540/400	11.0345
ARGENTA _ 2500cc DS CAV	4472361	81-85	445/305	11.0346
ARGENTA _ 2500cc TD	5964001	83-85	495/350	11.0376
BARCETTA				
BARCETTA _ all	46724231-47300129	95-	1370/1140	11.0392.1
BRAVO - BRAVA				
BRAVO (I) - BRAVA _ 1.4	46431041	95-01	590/390	11.0355.1
BRAVO (I) - BRAVA _ 1.6	46463149	95-01	600/225	11.0370.1
BRAVO (I) - BRAVA _ 1.6 automatic transmission	7776549	96-01	610/380	11.0356.1
BRAVO (I) - BRAVA _ 1.8 GT	46446692-7777632	95-01	1220/1050	11.0366.1
BRAVO (I) _ 2.0 HGT	7772034	95-01	705/505	11.0372.1
BRAVO (I) - BRAVA _ 1.9 DS	77776030-7777663	95-01	1050/845	11.0367.1
BRAVO (I) - BRAVA _ 1.9 TD 75	46468658-46475311	96-01	900/730	11.0358.1
BRAVO (I) - BRAVA _ 1.9 TD 100	46410902-46469731	96-01	690/525	11.0365.1
CAMPAGNOLA				
CAMPAGNOLA (AR76) _ all DS	4436995	80-	440/310	11.0355

application	OE reference	year	length	code
-------------	--------------	------	--------	------

CINQUECENTO

CINQUECENTO _ 0.7	7699064	91-96	500/450	11.0313.1
CINQUECENTO _ 0.7 cat.	7709408	93-96	520/405	11.0314.1
CINQUECENTO _ 0.9	7700305	91-98	705/570	11.0315.1
CINQUECENTO _ 0.9 cat.	7700172-7701832-7749741	93-98	620/495	11.0316.1
CINQUECENTO _ 1.1 SPORTING	46406434	94-98	825/685	11.0369.1



COUPÉ

COUPÉ _ 1.8 16V	46446692-7777632	95-96	1220/1050	11.0366.1
COUPÉ _ 1.8 16V	46469068	96-98	1125/980	11.0390.1
COUPÉ _ 2.0 16V	46412580-46426742	94-96	575/340	11.0389.1
COUPÉ _ 2.0 20V	46458212	96-00	615/425	11.0391.1
COUPÉ _ 2.0 TURBO 20V	46460618	96-00	1120/545	11.0300.2

CROMA

CROMA _ 1.6	82412187-82450970	85-91	820/620	11.0377
CROMA _ 2.0 CHT 90	82421616-82427767	85-87	1105/825	11.0327
CROMA _ 2.0 CHT 90	82428747	87-88	1410/1215	11.0394
CROMA _ 2.0 CHT 90	82439532	88-89	1410/1220	11.0395
CROMA _ 2.0 CHT 98	82450872	89-92	1455/1260	11.0330.1
CROMA _ 2.0 ie/ie TURBO	82402398-82415444	85-88	680/540	11.0378
CROMA _ 2.0 ie/ie TURBO	82437904	88-92	685/465	11.0396
CROMA _ 2.0 ie/ie TURBO	46415691-82446859	92-96	705/465	11.0333.1
CROMA _ 1.9 TD id 90	82444423	88-92	1170/950	11.0398
CROMA _ 1.9 TD id 92	82446865-82484339	92-96	1180/960	11.0357.1
CROMA _ 2.5 DS/TD	82390039-82427765	85-86	1140/945	11.0329
CROMA _ 2.5 DS/TD	82439691	87-89	1120/915	11.0397
CROMA _ 2.5 TD	82448444	88-89	1170/970	11.0334.1
CROMA _ 2.5 TD	82446863	89-92	1190/970	11.0336.1
CROMA _ 2.5 TD/TDE	46415547-82473850	92-96	1370/1135	11.0335.1

DUNA

DUNA _ 60-70	7606511-7665628	87-91	1050/745	11.0361
DUNA _ all DS	7588302-7661142	87-91	1000/840	11.0362

ACCELERATOR CABLES

Cavi acceleratore - Gaszug - Cables d'accelerateur - Mando acelerador



application	OE reference	year	length	code
MAREA				
MAREA BER/SW _ 1.4	46431041	96-02	590/390	11.0355.1
MAREA BER/SW _ 1.6	46463149	95-00	600/225	11.0370.1
MAREA BER/SW _ 1.6 automatic transmission	7776549	96-02	610/380	11.0356.1
MAREA BER/SW _ 1.8	46446692-7777632	95-96	1220/1050	11.0366.1
MAREA BER/SW _ 1.8	46469068	96-98	1125/980	11.0390.1
MAREA BER/SW _ 2.0	7772034	96-03	705/505	11.0372.1
MAREA BER/SW _ 1.9 TD 75	46468658-46475311	96-02	900/730	11.0358.1
MAREA BER/SW _ 1.9 TD 100	46410902-46469731	96-03	690/525	11.0365.1
MULTIPLA				
MULTIPLA _ all	46510552	99-10	705/485	11.0396.1
PALIO - SIENA				
PALIO, PALIO WEEKEND _ 1.0, 1.2 SIENA _ 1.2	46449119-46449120-46470590-46523142	96-00	965/820	11.0380.1
PALIO - SIENA, PALIO WEEKEND _ 1.2	46523140	96-00	1025/875	11.0309.2
PALIO - SIENA, PALIO WEEKEND _ 1.2	46740789	00-04	915/775	11.0312.2
PALIO - SIENA, PALIO WEEKEND _ 1.6	46419108	96-99	550/340	11.0378.1
PALIO WEEKEND _ 1.7 TD	46440558	96-01	1045/880	11.0387.1
PANDA				
PANDA _ 800-900	4414598	80-86	640/470	11.0304
PANDA _ 900	5936967-5960963-SE141110501A-X039625440	86-96	780/650	11.0306
PANDA _ 750	4406533-X04406533	86-90	525/400	11.0305
PANDA _ 1000	7562094-7639374	86-90	850/715	11.0370
PANDA _ 750-1000	7677191-7699907-7737766	90-98	855/735	11.0302.1
PANDA _ 900 DANCE	7687765-7687775	89-95	875/745	11.0344.1
PANDA _ 900 JOLLY/HOBBY/YOUNG	7739999	95-00	635/505	11.0337.1
PANDA _ 1100 SPI	7724754	91-98	550/430	11.0338.1
PANDA _ 1100 BER/CC 4WD	7702064-7740732-7760314	91-98	825/690	11.0352.1
PANDA _ 1100 PANDA _ 1100 TREKKING/CLIMBING 4WD	46783014	98-03	805/560	11.0316.2
PANDA _ 1300 DS	7583539	86-92	695/545	11.0384
NUOVA PANDA				
PANDA (II) _ 1.1, 1.2	46796027-46800470-51733652-51739117	03-	765/500	11.0310.2



application	OE reference	year	length	code
-------------	--------------	------	--------	------

PUNTO

PUNTO (I) _ 1.1, 1.2	7736507-7775116	93-97	855/715	11.0339.1
PUNTO (I) _ 1.1, 1.2	46454010-7780024	97-99	870/715	11.0382.1
PUNTO (I) _ 1.1 6 speeds	46454012-7780032	97-99	890/735	11.0383.1
PUNTO (I) _ 1.2 16V	46473223	97-99	690/485	11.0384.1
PUNTO (I) _ 1.4 GT TURBO	46400778-7722083	93-97	700/530	11.0341.1
PUNTO (I) _ 1.4 GT TURBO PUNTO (I) _ 1.6 CABRIO	97-99 46467449	93-99	905/648	11.0385.1
PUNTO (I) _ 1.7 DS	7739541	93-97	1155/990	11.0342.1
PUNTO (I) _ 1.7 TD 70	7780028	94-99	1100/920	11.0386.1
PUNTO (II) _ 1.2 60 8V	46749873-46749874	99-10	800/630	11.0399.1



PUNTO (II) _ 1.8 ABARTH/HGT 16V	46540244-46540245	99-12	865/695	11.0395.1
---------------------------------	-------------------	-------	---------	------------------

REGATA

REGATA _ all exc. 1.6	4479233	83-85	1115/925	11.0317
REGATA _ 1.3	7562689-92322817	85-89	1180/955	11.0371
REGATA _ 1.5	7566908-7606109-92322818-92513025	85-89	1160/1000	11.0313
REGATA _ 1.3, 1.5 automatic transmission	4413988-7625267	83-89	845/670	11.0321
REGATA _ 85 1.6	5955246	83-85	1175/905	11.0344
REGATA _ 100 1.6	4468518-X044685180	83-84	685/510	11.0318
REGATA _ 100 1.6	7542417-7606105	84-85	555/405	11.0374
REGATA _ 1.6	7578735-7606108	85-90	1230/955	11.0387
REGATA _ 1.6 ie	7549293-7585115	87-89	860/660	11.0393
REGATA _ 1.7 DS	5960778	83-85	915/750	11.0323
REGATA _ 1.7 DS, 1.9 DS	7550278	85-89	505/340	11.0375
REGATA _ 1.9 TD	7568755	86-89	1015/850	11.0386

RITMO

RITMO _ 1.0, 1.3	4392879	78-79	385/260	11.0315
RITMO _ 1.0, 1.3	4394605	79-81	635/485	11.0316
RITMO _ all exc. 1.6	4479233	81-85	1115/925	11.0317
RITMO _ 1.1	7562689-92322817	85-87	1180/955	11.0371
RITMO _ 1.5	7566908-7606109-92322818-92513025	85-87	1160/1000	11.0313
RITMO _ 1.5 automatic transmission	4413988-7625267	83-89	845/670	11.0321
RITMO _ 1.6	4468518-X044685180	81-85	685/510	11.0318
RITMO _ 1.6	7542417-7606105	86-87	555/405	11.0374

ACCELERATOR CABLES

Cavi acceleratore - Gaszug - Cables d'accelerateur - Mando aceleradòr

application	OE reference	year	length	code
-------------	--------------	------	--------	------

> RITMO

RITMO _ 2.0 125 TC	4472632	81-87	460/320	11.0319
RITMO _ 2.0 130 TC	5981882	83-85	875/710	11.0320
RITMO _ 2.0 130 TC	5995379	85-87	910/705	11.0372
RITMO _ 1.7 DS	4431959-5945752-X044319590	79-82	865/700	11.0322
RITMO _ 1.7 DS	5960778	85-87	915/750	11.0323
RITMO _ 1.9 TD	7584158	85-87	460/300	11.0385

SEICENTO

SEICENTO / 600 _ 0.9 NO ABS	7700172-7701832-7749741	97-10	620/495	11.0316.1
SEICENTO / 600 _ 0.9 ABS	46737306	97-10	670/540	11.0304.2



SEICENTO / 600 _ 1.1 NO ABS	46406434	98-10	825/685	11.0369.1
SEICENTO / 600 _ 1.1 ABS	46737307	98-10	850/710	11.0306.2
SEICENTO _ 1.1	46557485-46841644	00-10	760/525	11.0305.2

TEMPRA

TEMPRA _ 1.4, 1.6	7599345-7715247	90-94	690/530	11.0364
TEMPRA _ 1.4 ie	7633255-7652567	90-96	655/535	11.0307.1
TEMPRA _ 1.6 ie	7623490	90-96	655/475	11.0308.1
TEMPRA _ 1.8 ie, 2.0 ie	7630757	90-96	590/460	11.0319.1
TEMPRA _ 2.0 ie 4WD	7678198-7722755	92-95	610/415	19.0335
TEMPRA _ 1.9 DS/TD ch 7125925 <-	7601050	90-96	1050/880	11.0365
TEMPRA _ 1.9 DS/TD ch 7125926 ->	7697822	90-96	1080/915	11.0327.1

TIPO

TIPO (I) _ 1.1	7598787	88-91	855/695	11.0363
TIPO (I) _ 1.4, 1.6	7599345-7715247	87-91	690/530	11.0364
TIPO (I) _ 1.4 ie	7633255-7652567	89-95	655/535	11.0307.1
TIPO (I) _ 1.6 ie	7623490	88-95	655/475	11.0308.1
TIPO (I) _ 1.8 ie, 2.0 ie	7640243-7658744	89-95	660/550	11.0318.1
TIPO (I) _ all DS/TD	7601050	90-93	1050/880	11.0365
TIPO (I) _ all DS	7658763	91-95	1000/825	11.0328.1

application	OE reference	year	length	code
-------------	--------------	------	--------	------

ULYSSE

ME ULYSSE (I)(II) _ all	5894946-9567221980-1629D7	94-	-	11.0375.1
--------------------------------	---------------------------	-----	---	------------------

UNO

UNO _ 45 0.9, 1.0	5936967-5960963-SE141110501A-X039625440	83-85	780/650	11.0306
UNO _ 45 0.9, 1.0	7556948	85-	1025/890	11.0380
UNO _ 45 0.9 STING/TREND	7687765-7687775	85-92	875/745	11.0344.1
UNO _ 45 1.0 FIRE	7706323-7748536	85-93	880/760	11.0306.1
UNO _ 45 1.0	7520131-7521288	92-94	1090/770	11.0364.1
UNO _ 45-55 1.0 ie, 1.1 ie	7620591	84-95	1135/960	11.0392
UNO _ 55-70 1.1, 1.3	5944272	83-85	1185/995	11.0324
UNO _ 60-70 1.1, 1.3	7563347	85-89	1280/1040	11.0381
UNO _ 60 1.1	7711510-7719932-7719939	90-93	1060/940	11.0367
UNO _ 60 1.1 FIRE	7732285	90-93	1005/830	11.0343.1
UNO _ 75 1.5 ie	7615151	85-93	925/810	11.0383
UNO _ 1.3 TURBO ie	7551997	85-87	1180	11.0373
UNO _ 1.3 TURBO ie injection supply tie rod	7565759	85-	120	11.0388
UNO _ 1.3 TURBO ie	7620591	87-89	1135/960	11.0392
UNO _ 70 1.4 ie	7625388	89-96	635/525	11.0304.1
UNO _ 1.4 TURBO ie	7578874	89-96	1310/1070	11.0303.1
UNO _ 70 S 1.4	7656628	89-96	620/450	11.0348.1
UNO _ 1.3 SUPER DS	5970581	83-92	750/575	11.0325
UNO _ 60-70 1.7 DS, 1.4TD	7586797-7596797	86-89	1030/855	11.0360
UNO _ 60 1.7 DS	7671678	89-92	1005/835	11.0305.1
UNO _ 60 1.7 DS	7764057	92-96	955/785	11.0353.1
UNO CS _ all	7606511-7665628	87-	1050/745	11.0361

X 1/9

X 1/9 _ all	4264546-4418706	72-79	1980/720	11.0347
INNER THREAD	4264548-4366101-4418706	-	1980	11.0347C
CONDUIT/SHEATH	4418708	-	720	11.0347G
X 1/9 _ all	4425017	79-	1930/880	11.0348

FIAT commercial vehicles

242

242 _ 2.2 D	5441578	75-80	1030/845	11.0353
242 E _ 2.5 D	5492679-5492680 -95492680	80-82	1285/1135	11.0354

600 T - 850 T - 900 T-E

600 T - 850 T - 900 T-E _ all	4062432-4130996	79-	3500/940	11.0349
INNER THREAD	4059152-4062360-4062432-4103422-4130875-4132149-984814	-	3500	11.0368

ACCELERATOR CABLES

Cavi acceleratore - Gaszug - Cables d'accelerateur - Mando aceleradòr



application	OE reference	year	length	code
DOBLÒ				
DOBLÒ CARGO/MPV/SW _ 1.2	46796027-46800470-51733652-51739117	01-	765/500	11.0310.2
DOBLÒ CARGO/MPV/SW _ 1.6 NP	46788339-51722248	02-	575/350	11.0319.2
DUCATO				
DUCATO 280-290 _ 1.8, 2.0	4477021-163091-ZF04477021-ZF4477021	82-94	1150/890	11.0356
DUCATO 280 _ 2.5 D/TD	4398035	82-87	995/865	11.0357
DUCATO 280-290 _ 1.9 D/TD, 2.5 D/TD	7594596	87-94	1050/880	11.0301.1
DUCATO 230 _ 2.0	1305031080-1318349080-1629C0	94-02	1020/850	11.0376.1
DUCATO 230 _ 1.9 D/TD ch 5057671 <-	1300680080-1302854080-1629D0	94-96	1045/870	11.0361.1
DUCATO 230 _ 1.9 D/TD ch 5057672 -> DUCATO 230 _ 2.0 JTD	1309896080-1315770080-1629D2-1929D2	96-02	1085/910	11.0393.1
DUCATO 230 _ 2.5 D/TDi, 2.8 D/TD/JTD	1305051080-1305134080-1629D1-1929D1	94-02	1150/950	11.0362.1
KIT DUCATO 280-290-230 _ all	1629E6	82-02	2005/1805	11.0318.2
FIORINO				
FIORINO _ 900cc	5932425-X039350920	82-	935/815	11.0308
FIORINO _ 1050cc	4359989	82-	660/510	11.0311
FIORINO _ 1.1	5963186	86-93	775/630	11.0399
FIORINO _ 1.3	7606511-7665628	87-94	1050/745	11.0361
FIORINO _ 1.5	7616814	88-93	985/880	11.0300.1
FIORINO _ 1.4, 1.6	7745824	92-01	595/475	11.0359.1
FIORINO _ 1.7 DS	4471188-5928954	82-	670/485	11.0312
FIORINO _ 1.7 DS	7588302-7661142	88-00	1000/840	11.0362
FIORINO _ 1.7 DS CAV	7790828	93-99	950/780	11.0301.2
FIORINO _ 1.7 TD	30009572-50009572-50012521	97-01	1015/850	11.0302.2
IVECO DAILY - GRINTA				
DAILY (I) _ all BOSCH 30.8-35.8	93802790	78-89	1070/845	11.0358
DAILY (I) _ all CAV 30.8-35.8	93803172	78-89	1130/845	11.0359
DAILY (I) _ all 30.8-35.8-35.10-40.10-45.10-49.10	93803066	85-89	1245/1015	11.0366
DAILY (II) _ all 30.8-35.8	93813566	89-98	1135/855	11.0345.1
DAILY (II) TURBODAILY _ all 35.10-45.10-49.10	93810251	89-96	1080/850	11.0346.1
DAILY (II) TURBODAILY _ all 35.10-35.12-40.10-45.10-45.12-49.10-49.12-59.12	93814095	96-99	1100/800	11.0350.1
DAILY (II) TURBODAILY _ all 35.10-35.12-40.10-45.10-45.12-49.10-49.12-59.12	93814089	96-99	1045/790	11.0351.1
DAILY (III) _ all 35C-35S-40C-50C	500329318	99-06	1065/885	11.0315.2

application	OE reference	year	length	code
OM				
OM _ 35/40	8564018	72-74	740/505	11.3210
OM _ 50.8/9/10 NC - 55.8/9 NC	8568909	76-85	-	11.3201
SCUDO				
KIT SCUDO _ all	5894946-9567221980-1629D7	96-	-	11.0375.1
STRADA				
STRADA PICK-UP _ 1.2	46449119-46449120-46470590-46523142	99-	965/820	11.0380.1
STRADA PICK-UP _ all DS	46440558	99-	1045/880	11.0387.1
TALENTO				
TALENTO 290 _ 2.0	4477021-163091-ZF04477021-ZF4477021	89-94	1150/890	11.0356
TALENTO 290 _ 1.9 D	7594596	89-94	1050/880	11.0301.1

FIAT standard accelerator KIT

11.0375.1

ULYSSE (I)(II) _ all, SCUDO _ all 5894946-9567221980-1629D7 -

11.0318.2


DUCATO 280-290-230 _ all 1629E6 2005/1805

ACCELERATOR CABLES

Cavi acceleratore - Gaszug - Cables d'accelerateur - Mando acelerador



application	OE reference	year	length	code
FORD				
ESCORT				
ESCORT (I) _ all	1483036	68-76	655/530	13.0305
ESCORT (II) _ all	6020567-75AB9C779BA	73-81	655/530	13.0306
ESCORT (III) _ all exc. 1.6 i/RS/XR3i	6068106-81AB9C779AA	80-84	1205/1085	13.0307
ESCORT (III) _ 1.1, 1.3	6096579	84-85	855/730	13.0308
ESCORT (III)(IV) _ 1.3, 1.6	6129816-83AB9C799AA	84-90	1180/1050	13.0332
ESCORT (III) _ 1.6 i/RS/XR3i	1613154-6129815	82-85	2025/1900	13.0342
ESCORT (III) _ 1.6 DS	6116223-84AB9C799AA	84-85	1110/980	13.0309
ESCORT (IV) _ 1.4	6159903-86AB9C799AC	86-90	1410/1290	13.0344
ESCORT (IV) _ 1.6 i/RS/XR3i	1634938	86-90	1450/1335	13.0343
ESCORT (IV) _ 1.6 DS, 1.8 DS	1644531-6177044-86AB9C799CB	86-89	1105/980	13.0345
ESCORT (V) _ 1.3	6200944-91AB9C799AB	90-95	1020/875	13.0352
ESCORT (V) _ 1.4, 1.6	6560809-91AB9C799KB	90-95	1435/1315	13.0353
ESCORT (V) _ 1.4i	6608429-91AB9C799JF	90-95	1405/1300	13.0354
ESCORT (V) _ 1.6 i/XR3i	1664685-22970-6630810	92-95	1305/1180	13.0355
ESCORT (V) _ 1.8 DS/TD	6596400-6624412-91AB9C799AC-91AB9C799HD	90-95	1710/1555	13.0356
ESCORT (VI) _ 1.4, 1.6i 16v	6802721	95-99	1065/960	13.0371
ESCORT (VI) _ 1.8 DS	6879711	95-99	1700/1555	13.0372
ESCORT (VI) _ 1.8 TD	7317419	95-99	1075/960	13.0373
FIESTA				
FIESTA (I)(II) _ 0.9, 1.0, 1.1	6048102-6107734-77FB9C799FB	76-89	725/545	13.0300
FIESTA (I) _ 1.3	6049458-78FB9C799AA	77-83	1050/870	13.0302
FIESTA (II) _ 1.3	6049459-78FB9C799BA	83-87	915/740	13.0337
FIESTA (II) _ 1.4	1640735-86FB9C799	85-89	1190/1020	13.0338
FIESTA (II) _ 1.6 DS	6116226-84FB9C799BA	84-85	1090/910	13.0303
FIESTA (II) _ 1.6 DS	6159660-86FB9C799EA	86-89	1105/925	13.0301
FIESTA (II) _ 1.6 DS CAV	6168498-89FB9C799VA	84-89	1050/900	13.0351
FIESTA (III) _ 1.1	6168454-89FB9C799CB	89-92	950/810	13.0339
FIESTA (III) _ 1.1i	6168457-6655074-89FB9C799GA	92-95	910/810	13.0349
FIESTA (III)(IV) _ 1.4	6168458-89FB9C799HA	89-02	1360/1255	13.0340
FIESTA (III) _ 1.6 TURBO/XR2i	6197972-89FB9C799LC	89-95	1235/1120	13.0350
FIESTA (III) _ 1.8 DS	6201858	89-95	1510/1355	13.0363
FIESTA (IV) _ 1.8 DS	1018293	95-98	1165/1030	13.0379
FIESTA (IV) _ 1.8 DS	1075712-1149532	98-02	1155/1030	13.0380

application	OE reference	year	length	code
GALAXY				
GALAXY (WGR) _ 2.0 i	7M1721555M	95-06	755/565	55.0392
GALAXY (WGR) _ 2.8 v6	7M1721555E	00-06	1115/905	55.0381
GRANADA				
GRANADA _ all	1535099-1575898-72GB9C799CH	72-77	745/620	13.0322
GRANADA _ all	6062555-78GB9C799A3	77-82	890/765	13.0323
GRANADA _ all	6107736	82-85	875/750	13.0324
KA				
KA (RB) _ 1.3 i	1032225	96-08	1560/1420	13.0368
				
MONDEO				
MONDEO (I)(II) _ 1.8 TD	6898849	93-00	1185/1020	13.0364
ORION				
ORION (I) _ 1.3, 1.6	6068106-81AB9C779AA	83-84	1205/1085	13.0307
ORION (I)(II) _ 1.3, 1.6	6129816-83AB9C799AA	84-90	1180/1050	13.0332
ORION (I) _ 1.6 i	1613154-6129815	83-86	2025/1900	13.0342
ORION (I) _ 1.6 DS	6116223-84AB9C799AA	84-86	1110/980	13.0309
ORION (II) _ 1.4	6159903-86AB9C799AC	85-90	1410/1290	13.0344
ORION (II) _ 1.6 i	1634938	86-90	1450/1335	13.0343
ORION (II) _ 1.6 DS, 1.8 DS	1644531-6177044-86AB9C799CB	86-90	1105/980	13.0345
ORION (III) _ 1.3	6200944-91AB9C799AB	90-93	1020/875	13.0352
ORION (III) _ 1.4, 1.6	6560809-91AB9C799KB	90-93	1435/1315	13.0353
ORION (III) _ 1.4i	6608429-91AB9C799JF	90-93	1405/1300	13.0354
ORION (III) _ 1.6 i/i 16v	1664685-22970-6630810	90-93	1305/1180	13.0355
ORION (III) _ 1.8 DS/TD	6596400-6624412-91AB9C799AC-91AB9C799HD	90-93	1710/1555	13.0356
SIERRA				
SIERRA _ 1.3	1610235-6129215	82-86	1055/930	13.0319
SIERRA _ 1.6	1634278	82-93	1100/925	13.0369
SIERRA _ 1.8	6157360	87-93	1475/1350	13.0377
SIERRA _ 2.0, 2.3	6129919	82-83	650/420	13.0320
SIERRA _ 2.0, 2.3	1613178-6154889	83-93	690/565	13.0321
SIERRA _ 2.3 DS	6130797-83GB9C799EB	82-86	730/610	13.0334
SIERRA _ 1.8 TD, 2.3 DS	6172325	87-93	625/505	13.0348
TAUNUS				
TAUNUS _ all	1569022-6103338	75-79	690/515	13.0316
TAUNUS _ 1.3	6061800-79BB9C799FA	79-82	1065/885	13.0317
TAUNUS _ 1.6	6061801-79BB9C799GA	79-82	1370/1200	13.0318

ACCELERATOR CABLES

Cavi acceleratore - Gaszug - Cables d'accelerateur - Mando acelerador



application	OE reference	year	length	code
-------------	--------------	------	--------	------

FORD commercial vehicles

COURIER

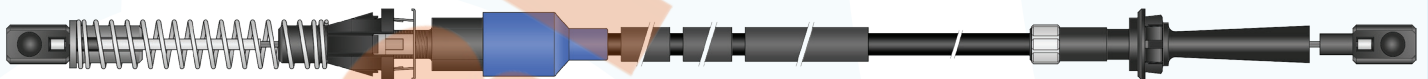
COURIER F3L-F5L _ 1.8 DS	6201858	91-96	1510/1355	13.0363
COURIER J3-J5-JV _ 1.4 i FIESTA COURIER _ 1.4 i	6168458-89FB9C799HA	96-99	1360/1255	13.0340
COURIER J3-J5-JV _ 1.8 DS FIESTA COURIER _ 1.8 DS	1018293	96-98	1165/1030	13.0379
COURIER J3-J5-JV _ 1.8 DS FIESTA COURIER _ 1.8 DS	1075712-1149532	98-02	1155/1030	13.0380

ESCORT EXPRESS

ESCORT VAN/EXPRESS 81 _ all	6068106-81AB9C779AA	81-84	1205/1085	13.0307
ESCORT VAN/EXPRESS 81-86 _ all	6129816-83AB9C799AA	84-90	1180/1050	13.0332
ESCORT VAN/EXPRESS 91 _ 1.3	6200944-91AB9C799AB	90-94	1020/875	13.0352
ESCORT VAN/EXPRESS 91 _ 1.4	6560809-91AB9C799KB	90-94	1435/1315	13.0353
ESCORT VAN/EXPRESS 91-95 _ 1.8 DS	6596400-6624412-91AB9C799AC-91AB9C799HD	90-00	1710/1555	13.0356

TRANSIT

TRANSIT (II) _ all DS SIMMS	1579147-75VB9A758	75-78	1180/1050	13.0330
TRANSIT (II) _ all DS BOSCH	6034657	75-78	1615/1465	13.0331
TRANSIT (III) _ 2.4 DS	6109399	78-86	1175/1030	13.0360
TRANSIT (III) _ 2.5 DS	6148055-84VB9A758AD	83-86	1155/1020	13.0335
TRANSIT (IV) _ 1.6, 2.0	6158183	86-92	1065/945	13.0362
TRANSIT (IV) _ 2.5 DS	6142769	86-91	1220/1025	13.0365
TRANSIT (IV) _ 2.5 DS	6721491-92VBA758HC	91-94	1065/945	13.0370
TRANSIT (IV)(V) _ 2.5 DS/TD	6152628-86VB9A758CA	86-00	1335/1160	13.0336



INNOCENTI

ELBA

ELBA _ 1.5 ie cat.	7520131-7521288	92-94	1090/770	11.0364.1
ELBA _ 1.6 ie	7667718	93-97	1230/1060	11.0363.1

MINI

MINI MINOR-COOPER	38822124-39922108-21A2445-21A2449	65-75	810/635	17.0300
MINI 90-120	538221103	74-82	465/335	17.0302

MINITRE

MINITRE 650	558300204	84-87	1020/880	17.0304
MINITRE 990	558221103	82-92	1040/895	17.0303

application	OE reference	year	length	code
LADA				
SAMARA				
SAMARA _ all	21081108054	-	1275/1010	21.0300
LANCIA - AUTOBIANCHI				
A112				
A112 _ all	82337233	81-86	415/270	19.0300
A112 ABARTH _ all	82342856	78-84	485/345	19.0301
BETA				
BETA _ all	82307920-82310361-82325422	73-79	560/430	19.0305
BETA _ all exc. 2.0 ie	82346111	79-84	570/440	19.0307
BETA _ 2.0 ie	82355703-82387191	79-84	815/680	19.0308
DEDRA				
DEDRA BER/SW _ 1.6	7633255-7652567	89-90	655/535	11.0307.1
DEDRA BER/SW _ 1.6	7671844-7722753	90-99	665/535	19.0334
DEDRA BER/SW _ 1.8 ie, 2.0 ie	7630757	89-90	590/460	11.0319.1
DEDRA BER/SW _ 1.8 ie, 2.0 ie	7678198-7722755	90-97	610/415	19.0335
DEDRA BER/SW _ 1.8 16v	46446692-7777632	96-97	1220/1050	11.0366.1
DEDRA BER/SW _ 1.8 16v	46469068	97-99	1125/980	11.0390.1
DEDRA BER _ 2.0 HF/T ie INTEGRALE	7722910-82467877	90-94	640/470	19.0338
DEDRA BER _ 1.9 TD	7656666	89-90	1075/900	19.0328
DEDRA BER _ 1.9 TD	7671848-7722908	90-99	1110/930	19.0336
DEDRA BER _ 1.9 TD	7741734	92-99	1115/950	19.0339
DEDRA SW _ 1.9 TD	46417995	94-99	1180/1000	19.0349
DELTA				
DELTA (I) _ 1.3, 1.5	82356324	79-82	1215/1050	19.0311
DELTA (I) _ 1.3, 1.5	82381745	83-86	1230/1050	19.0313
DELTA (I) _ 1.3, 1.5	82426140	86-92	1190/1040	19.0320
DELTA (I) _ 1.6 GT	82384902	82-86	970/860	19.0314
DELTA (I) _ 1.6 GT/HF TURBO DELTA (I) _ 2.0 HF/T INTEGRALE	82421754	86-92	640/435	19.0321
DELTA (I) _ 2.0 HF INTEGRALE 16v	82448036	89-91	665/505	19.0337
DELTA (I) _ 1.9 TD	82399609	86-89	670/535	19.0317
DELTA (II) _ 1.4 ie, 1.6 ie	7730030	93-99	665/530	19.0343
DELTA (II) _ 1.8 ie	7744338	93-96	655/420	19.0353
DELTA (II) _ 1.8 ie 16v	46446692-7777632	96-97	1220/1050	11.0366.1
DELTA (II) _ 1.8 ie 16v	46469068	97-99	1125/980	11.0390.1
DELTA (II) _ 2.0 16v	82474154	93-99	580/345	19.0355

ACCELERATOR CABLES

Cavi acceleratore - Gaszug - Cables d'accelerateur - Mando aceleradòr



application	OE reference	year	length	code
FULVIA				
FULVIA _ all 5 speeds	82292541	-	605/485	19.0302
KAPPA				
KAPPA _ 2.0 TURBO 16v	7798474	95-01	770/495	19.0360
KAPPA _ 2.0 20v, 2.4 20v	60603127	95-01	835/585	19.0356
LYBRA				
LYBRA _ 1.6 16v	46524128	99-05	795/630	19.0358
LYBRA _ 1.8 16v	46764471	99-05	1065/895	19.0359
PRISMA				
PRISMA _ 1.3, 1.5	82381745	83-86	1230/1050	19.0313
PRISMA _ 1.3, 1.5	82426140	86-92	1190/1040	19.0320
PRISMA _ 1.6	82384902	83-86	970/860	19.0314
PRISMA _ 1.6 ie	82427081	86-89	850/690	19.0322
PRISMA _ 1.6, 2.0 ie INTEGRALE	82421754	86-89	640/435	19.0321
PRISMA _ 1.9 DS/TD	82399609	83-92	670/535	19.0317
THEMA				
THEMA (I) _ 2.0 ie/ie TURBO	82402398-82415444	85-88	680/540	11.0378
THEMA (I) _ 2.0 ie	82437904	88-92	685/465	11.0396
THEMA (I) _ 2.0 ie	46415691-82446859	92-94	705/465	11.0333.1
THEMA (I) _ 2.0 TURBO 16v	82437900	88-89	685/500	19.0330
THEMA (I) _ 2.0 TURBO 16v	82446861	88-92	660/440	19.0344
THEMA (I) _ 2.0 16v	46415541-82484204	92-94	765/505	19.0350
THEMA (I) _ 2.0 TURBO 16v	46415551-82483730	92-94	695/440	19.0351
THEMA (I) _ 2.8 v6 ie	82399762	84-88	1370/1155	19.0323
THEMA (I) _ 2.8 v6 ie	82427081	88-92	850/690	19.0322
THEMA (I) _ 2.5 TD	82390039-82427765	85-86	1140/945	11.0329
THEMA (I) _ 2.5 TD	82439691	87-88	1120/915	11.0397
THEMA (I) _ 2.5 TD	82448444	88-89	1170/970	11.0334.1
THEMA (I) _ 2.5 TD	82446863	89-92	1190/970	11.0336.1
THEMA (I) _ 2.5 TD	46415547-82473850	92-94	1370/1135	11.0335.1
TREVI				
TREVI _ all exc. 2.0 ie	82346111	80-84	570/440	19.0307
TREVI _ 2.0 ie	82355703-82387191	80-84	815/680	19.0308

application	OE reference	year	length	code
Y10				
Y10_ 1.0 FIRE	7532672	86-90	735/600	19.0316
Y10_ 1.0 FIRE, 1.1 ie FIRE	7677191-7699907-7737766	90-95	855/735	11.0302.1
Y10_ 1.1 ie FIRE INTEGRALE	7618770	89-92	860/680	11.0389
Y10_ 1.1 ie FIRE INTEGRALE	7702064-7740732-7760314	92-95	825/690	11.0352.1
Y10_ 1.0 TURBO	5987925	86-89	795/645	19.0315
Y10_ 1.3 ie	7621081	87-95	745/565	19.0325

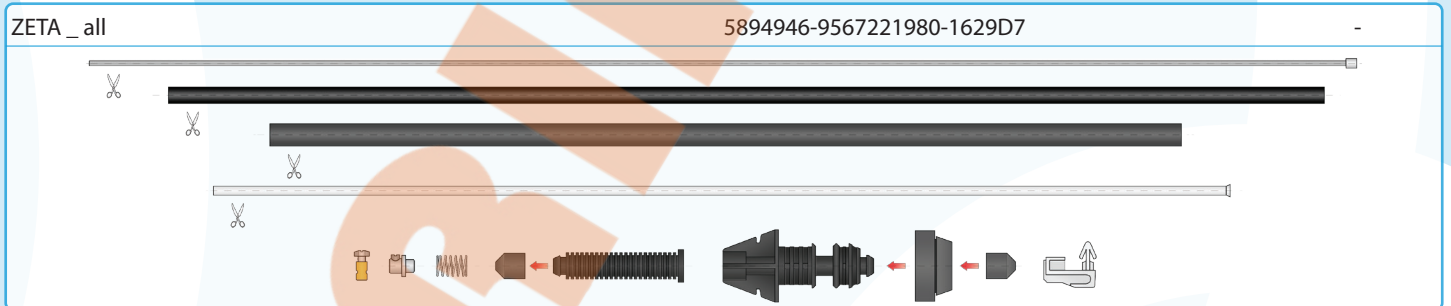
Y				
Y_ 1.1, 1.2	46454012-7780032	96-03	890/735	11.0383.1
Y_ 1.2 16V	46454010-7780024	97-00	870/715	11.0382.1
Y_ 1.2 16V	46742243	00-03	790/545	19.0363
Y_ 1.4 12V	46430821	96-97	590/355	19.0348
Y_ 1.4 12V	46455495	97-03	760/625	19.0345

YPSILON				
YPSILON (I)_ 1.2, 1.4	46813931	03-11	760/575	19.0362

ZETA				
ZETA_all	5894946-9567221980-1629D7	95-	-	11.0375.1

LANCIA standard accelerator KIT

11.0375.1




LAND ROVER

DEFENDER				
DEFENDER_all 90-110/127	598852	83-90	500/320	23.0303

ACCELERATOR CABLES

Cavi acceleratore - Gaszug - Cables d'accelerateur - Mando acelerador

application	OE reference	year	length	code
MERCEDES				
200				
200 (W123-S123) _ all 200-220-230-240-250-280 E/TE/D	A1233002530	80-85	1000/910	27.0300
MERCEDES commercial vehicles				
100				
MB 100 (631) _ 100-130-150	A6313000030	88-96	655/490	27.0301
MB 100 (631) _ 120-140	A6313000230	88-96	695/510	27.0302
NISSAN				
300 ZX				
300 ZX (Z32) _ all	1820130P00	90-95	1295/1120	28.0322
ALMERA				
ALMERA (N15) _ 1.4, 1.6, 1.6 SR	182011M200	95-00	1335/1095	28.0309
ALMERA (N15) _ 2.0 D	1820160J01	95-00	1335/1150	28.0310
ALMERA (N16) _ all	18201BN000	00-06	1275/985	28.0315
ALMERA TINO				
ALMERA TINO (V10) _ all	18201BN000	00-06	1275/985	28.0315
MICRA				
MICRA (K11) _ all	182015F200-182015F700-182015F701	92-03	1225/1010	28.0300
PRIMERA				
PRIMERA (P10-W10) _ 1.6	1820199J02	90-96	1275/1035	28.0301
PRIMERA (W10) _ 1.6 i	1820181N00	90-98	1335/1080	28.0319
PRIMERA (P10-W10) _ 2.0 i/16v	1820193J01	90-98	1390/1230	28.0303
PRIMERA (P10) _ 2.0 GT	1820194J01	90-96	2040/1825	28.0304
PRIMERA (P10-W10) _ 2.0 D	1820199J11	90-96	1325/1160	28.0302
PRIMERA (P11) _ 1.6 16v mot. GA16DE	182012F010-182012F070	96-02	1345/1110	28.0317
PRIMERA (P11) _ 1.6/1.8 16v mot. QG16/8DE	182019F610	96-02	1980/1700	28.0316
				
PRIMERA (P11) _ 2.0 16v	182012F210-182012F270	96-02	2030/1780	28.0318

application	OE reference	year	length	code
-------------	--------------	------	--------	------

SERENA

SERENA _ 1.6	182019C700	93-01	2240/2010	28.0314
SERENA _ all DS	182019C600-182019C601	91-01	3000/2800	28.0313

SUNNY

SUNNY (N14) _ 2.0 i/GTI-R 4WD	1820165C00	90-95	1655/1470	28.0321
-------------------------------	------------	-------	-----------	----------------

NISSAN commercial vehicles

VANETTE

VANETTE (C22) _ 1.5	18201Y9504	87-95	2310/2115	28.0311
VANETTE (C22) _ 2.0 D	12201Y9607-12201Y9608-18201Y9600	87-95	2690/2470	28.0312

OPEL

ASCONA

ASCONA (B) _ 1.2	848688	75-79	520/275	33.0308
ASCONA (B) _ 1.3 N/S	848679	79-81	680/440	33.0310
ASCONA (B) _ 1.9 N/S	848683	75-81	735/505	33.0333
ASCONA (B) _ 2.0 E	848677	79-81	875/635	33.0347
ASCONA (B) _ 2.0 DS	848685	78-81	700/500	33.0311
ASCONA (C) _ 1.3 N	848695	81-86	550/275	33.0301
ASCONA (C) _ 1.3 S	848698	81-88	475/245	33.0305
ASCONA (C) _ 1.6 i/S, 1.8 i/E	848826-848836	81-86	995/755	33.0306
ASCONA (C) _ 1.6 i/S automatic transmission	848705-848830-848860-90231916	81-88	750/520	33.0325
ASCONA (C) _ all DS	848838-848852	82-88	1200/945	33.0307

ASTRA

ASTRA (F) _ 1.4	847022	91-98	725/490	33.0330
ASTRA (F) _ 1.4 i/Si, 1.6 i/Si	847051	91-99	725/480	33.0337
ASTRA (F) _ 1.6, 1.8	847018	91-98	755/580	33.0334
ASTRA (F) _ 2.0 i	847015	91-98	760/525	33.0335
ASTRA (F) _ 2.0 i/GSI 16v	847011	91-98	960/670	33.0336
ASTRA (F) _ 1.7 DS	847049	91-99	1225/1030	33.0338
ASTRA (F) _ 1.7 TD/TDS	847029	91-99	685/460	33.0339
ASTRA (G) _ all exc. 1.2 16v, 1.6 8v	847168-90530808	98-05	595/360	33.0357
ASTRA (G) _ 1.2 16v	847166	98-05	665/400	33.0356
ASTRA (G) _ 1.6 8v	847172-90530812	98-00	785/560	33.0358

CALIBRA

CALIBRA (A) (C89) _ 2.0 i/i 4WD	847015	89-97	760/525	33.0335
CALIBRA (A) (C89) _ 2.0 i TURBO/16v	847011	90-97	960/670	33.0336

ACCELERATOR CABLES

Cavi acceleratore - Gaszug - Cables d'accelerateur - Mando acelerador



application	OE reference	year	length	code
CORSA				
CORSA (A) _ 1.0, 1.2	848713	82-93	730/525	33.0346
CORSA (A) _ 1.3 ch 4002669 <-	848854	82-90	730/525	33.0313
CORSA (A) _ 1.3 ch 4002670 -> CORSA (A) _ 1.4 S	848948-848974	82-93	705/500	33.0345
CORSA (B) _ 1.2, 1.4 i	847061-90411031	93-00	830/610	33.0340
CORSA (B) _ 1.4 i/Si 16v	847065-90411035	93-00	765/540	33.0341
CORSA (B) _ 1.6 i/GSI 16v	847067-90448575	93-00	1015/790	33.0342
CORSA (B) _ all DS/TD	847060-90411040	93-00	1170/950	33.0343
KADETT				
KADETT (D) _ 1.0, 1.2	848696	79-84	690/430	33.0300
KADETT (D) _ 1.3 N	848695	79-84	550/275	33.0301
KADETT (D) _ 1.3 S ch 15020305 <-	848694	79-81	475/250	33.0302
KADETT (D) _ 1.3 S ch 15020306 ->	848698	81-84	475/245	33.0305
KADETT (D) _ 1.3 S automatic transmission	848832	79-84	495/265	33.0303
KADETT (D)(E) _ 1.6 i/S	848826-848836	81-86	995/755	33.0306
KADETT (E) _ 1.3 i/N, 1.4 i, 1.6 i	848704	86-94	700/520	33.0309
KADETT (E) _ 1.3 S, 1.4 S, 1.6 S	848964	86-93	725/500	33.0326
KADETT (E) _ 1.8 i/E/GSI	848958	84-91	490/280	33.0327
KADETT (E) _ 1.2, 1.3 i/N, 1.4 S, 1.6 i, 1.8 i automatic transmission	848705-848830-848860-90231916	84-93	750/520	33.0325
KADETT (D)(E) _ all DS	848838-848852	82-94	1200/945	33.0307
MANTA				
MANTA (B) _ 1.3 N/S	848679	79-86	680/440	33.0310
MANTA (B) _ 1.9 E/N/S	848683	75-81	735/505	33.0333
MANTA (B) _ 2.0 E	848677	77-88	875/635	33.0347
OMEGA				
OMEGA (A)(B) _ 2.0	848987-90231928	86-00	895/655	33.0359
OMEGA (A) _ 2.4 i	848714	88-94	710/500	33.0316
OMEGA (A) _ 2.3 D/TD	848988	88-94	885/625	33.0360
REKORD				
REKORD (D) _ 1.7, 1.9	848737	72-77	730/460	33.0318
REKORD (D) _ 2.0	848740	75-77	670/420	33.0319
REKORD (D) _ all DS	848719	72-77	735/560	33.0320
REKORD (E) _ all BZ exc. S	848754	77-86	900/635	33.0328
REKORD (E) _ 1.8 S	848944-90190805	82-86	1485/1255	33.0349
REKORD (E) _ 2.0 S	848742	77-86	685/440	33.0329
REKORD (E) _ all DS/TD	848748	77-86	790/580	33.0321

application	OE reference	year	length	code
-------------	--------------	------	--------	------

TIGRA

TIGRA (S93) _ 1.4 16v	847065-90411035	94-00	765/540	33.0341
TIGRA (S93) _ 1.6 16v	847067-90448575	94-98	1015/790	33.0342

VECTRA

VECTRA (A) _ 1.4, 1.6 VECTRA (A) _ 1.8 mot. 18SV	847022	88-95	725/490	33.0330
VECTRA (A) _ 1.8 mot. C18NZ	847018	88-95	755/580	33.0334
VECTRA (A) _ 2.0 i/i 4WD	847015	88-95	760/525	33.0335
VECTRA (A) _ 2.0 i TURBO/GT 16v	847011	88-95	960/670	33.0336
VECTRA (A) _ 1.7 DS/TD	847007	88-95	1215/955	33.0331
VECTRA (B) _ all exc. 1.6	847118-90500187	95-03	640/400	33.0355
VECTRA (B) _ 1.6 i mot. 16LZ2	847100-90500412	95-03	780/540	33.0353
VECTRA (B) _ 1.6 i mot. X16SZR	847104-90500183	95-03	780/535	33.0354
VECTRA (B) _ 1.6 i 16v	847113-90500196	95-02	695/450	33.0352

ZAFIRA

ZAFIRA (A) _ 1.8 16v	847168-90530808	99-00	595/360	33.0357
----------------------	-----------------	-------	---------	----------------

OPEL commercial vehicles
COMBO

COMBO _ 1.2	847061-90411031	94-01	830/610	33.0340
COMBO _ 1.4	847065-90411035	94-01	765/540	33.0341
COMBO _ 1.7 DS	847060-90411040	94-01	1170/950	33.0343

PEUGEOT
104

104 _ all	163037-164434-164708	72-88	1150/985	35.0300
104 _ all	163068-163079	72-88	1635/1330	35.0301



KIT	104 _ all	95656496	72-88	1805/1460	07.0354
	104 _ all	162986	72-88	1720/1400	35.0343.1

ACCELERATOR CABLES

Cavi acceleratore - Gaszug - Cables d'accelerateur - Mando acelerador



application	OE reference	year	length	code
106				
106 (I) _ all	1629A5	91-96	1310/1290	35.0346
KIT 106 (I)(II) _ all	1629A7	91-	1510/1200	35.0347
106 (II) _ all	1629E8-1629G0	91-	-	35.0353
107				
107 _ 1.0	1629G4-781800H010	05-14	1320/1135	07.0357
204				
204 _ all	163037-164434-164708	65-77	1150/985	35.0300
205				
205 (I) _ 1.0, 1.1	163099	83-87	770/750	35.0302
205 (I) _ 1.4	162902-162917	83-87	1115/1095	35.0304
205 (I) _ 1.6 GTI	162901	84-87	490/470	35.0303
205 (I)(II) _ 1.6	162928	84-98	925/905	35.0323
205 (II) _ 1.0, 1.1, 1.4	162966	87-98	1030/1010	35.0335
205 (II) _ 1.3 RALLYe	162972	87-90	1475/1455	35.0334
205 (I)(II) _ all DS	162909	83-98	985/965	35.0320
KIT 205 (II) _ 1.4, 1.6	95656496	87-92	1805/1460	07.0354
205 (I)(II) _ all	162986	83-98	1720/1400	35.0343.1
206				
KIT 206 _ all	1629E8-1629G0	98-	-	35.0353
304				
304 _ all	163037-164434-164708	69-79	1150/985	35.0300
305				
305 (I) _ all	163074	77-82	530/420	35.0306
305 (II) _ all exc. 1.3, 1.5, 1.8 DS	163095	82-85	905/585	35.0309
305 (II) _ 1.3, 1.5	162934	82-86	875/855	35.0337
305 (III) _ 1.5	163096	85-86	1225/975	35.0308
305 (II) _ 1.6	162939	85-90	915/895	35.0324
305 (II) _ 1.8 DS	162935	82-88	955/935	35.0325
306				
KIT 306 _ all	1629C5-1629E7	93-02	1995/1790	35.0350
306 _ all	1629E8-1629G0	93-02	-	35.0353
307				
KIT 307 _ all	1629E8-1629G0	00-09	-	35.0353

application	OE reference	year	length	code
309				
309 (I) _ 1.1, 1.3	162932	85-89	870/850	35.0322
309 (I) _ 1.6	162928	85-89	925/905	35.0323
309 (II) _ 1.6	162946	89-93	1410/1390	35.0336
309 (I)(II) _ 1.9	162930	85-93	1265/1245	35.0326
309 (I)(II) _ all DS	162909	86-93	985/965	35.0320
KIT 309 (I)(II) _ 1.4, 1.6	95656496	86-93	1805/1460	07.0354
KIT 309 (I)(II) _ all	162986	85-93	1720/1400	35.0343.1
404				
404 _ all	163037-164434-164708	70-	1150/985	35.0300
405				
405 (I) _ 1.4 GL	162957	87-92	995/975	35.0338
405 (I) _ 1.6 GL-GR	162961	87-92	980/960	35.0339
405 (I) _ 1.9 GR-SR	162955	87-92	975/955	35.0340
405 (I) _ 1.9 GRI-SRI	162968	87-92	1120/1100	35.0341
405 (I) _ 1.9 Mi 16v	162963	87-92	1025/1005	35.0342
KIT 405 (I) _ 1.4, 1.9 D	1629F8	87-92	2345/2005	07.0356
KIT 405 (I) _ 1.6, 1.9 405 (II) _ all	162986	87-96	1720/1400	35.0343.1
406				
KIT 406 _ all	1629C6	95-05	2700/2490	35.0348
KIT 406 _ all	1629E8-1629G0	95-05	-	35.0353
504				
504 _ all	163037-164434-164708	68-86	1150/985	35.0300
504 _ all	163068-163079	68-86	1700/1375	35.0301
504 _ all GLD	163044	73-79	810/635	35.0345
505				
505 _ 1.8 GL-GR	162931	81-91	1670/1390	35.0321
505 _ 2.0 GL-GR-SR	163058	79-93	705/465	35.0315
505 _ all TI-GTI-STI-TURBO INJECTION	162904	79-89	755/485	35.0327
505 _ all DS/TD BOSCH exc. 2.3 TD	163064-163078	81-93	765/565	35.0319
505 _ 2.3 TD	163066	80-86	725/625	35.0318
604				
604 _ all	163068-163079	77-87	1700/1375	35.0301
605				
KIT 605 _ all	1629E8-1629G0	89-99	-	35.0353

ACCELERATOR CABLES

Cavi acceleratore - Gaszug - Cables d'accelerateur - Mando acelerador



application	OE reference	year	length	code
607				
KIT 607 _ all	1629E8-1629G0	00-11	-	35.0353
806				
KIT 806 _ all	1629D7-5894946-9567221980	95-	-	11.0375.1
807				
KIT 807 _ all	1629D7-5894946-9567221980	02-	-	11.0375.1

PEUGEOT commercial vehicles

BOXER

BOXER (I) _ 2.0	1629C0-1305031080-1318349080	94-02	1020/850	11.0376.1
BOXER (I) _ 1.9 D/TD	1629D0-1300680080-1302854080	94-02	1045/870	11.0361.1
BOXER (I) _ 2.5 D	1629D1-1929D1-1305051080-1305134080	94-02	1150/950	11.0362.1
BOXER (I) _ 2.5 TD	1629D2-1929D2-1309896080-1315770080	94-02	1085/910	11.0393.1
KIT BOXER (I) _ all	1629E6	94-02	2005/1805	11.0318.2

EXPERT

KIT EXPERT _ all	1629D7-5894946-9567221980	95-	-	11.0375.1
-------------------------	---------------------------	-----	---	------------------

J5

J5 _ 1.8, 2.0	163091-ZF04477021-ZF4477021-4477021	81-94	1150/890	11.0356
J5 _ 1.9 D/TD, 2.5 D/TD	163090-ZF05929979-ZF5929979-5929979	81-94	765/620	11.0379
KIT J5 _ all	1629E6	81-94	2005/1805	11.0318.2

J7 - J9

J7 - J9 _ all	163037-164434-164708	74-87	1150/985	35.0300
J7 - J9 _ all	163068-163079	74-87	1700/1375	35.0301

PARTNER

KIT PARTNER / RANCH (I) _ all	1629E8-1629G0	96-15	-	35.0353
--------------------------------------	---------------	-------	---	----------------

PEUGEOT standard accelerator KIT

07.0354

104 _ all, 205 (II) _ 1.4, 1.6, 309 (I)(II) _ 1.4, 1.6	95656496	1805/1460
--	----------	-----------

The diagram illustrates the assembly of the accelerator kit. It shows a long cable with several cut points marked with scissors. Below the cable, various components are shown: a small yellow cap, a spring, a black plastic housing, a metal bracket, and a cable end fitting. Arrows indicate the installation points for these components on the cable.

code / application	OE reference	length
--------------------	--------------	--------

07.0356

405 (I) _ 1.4, 1.9 D	1629F8	2345/2005
----------------------	--------	-----------

11.0375.1

806 _ all, 807 _ all, EXPERT _ all	1629D7-5894946-9567221980	-
------------------------------------	---------------------------	---

11.0318.2

J5 _ all, BOXER (I) _ all	1629E6	2005/1805
---------------------------	--------	-----------

35.0343.1

104 _ all, 205 (I)(II) _ all, 309 (I)(II) _ all, 405 (I) _ 1.6, 1.9, 405 (II) _ all	162986	1720/1400
---	--------	-----------

35.0347

106 (I)(II) _ all	1629A7	1510/1200
-------------------	--------	-----------

ACCELERATOR CABLES

Cavi acceleratore - Gaszug - Cables d'accelerateur - Mando acelerador



code / application	OE reference	length
35.0348		
406_all	1629C6	2700/2490
35.0350		
306_all	1629C5-1629E7	1995/1790
35.0353		
106 (II)_all, 206_all, 306_all, 307_all, 406_all, 605_all, 607_all PARTNER / RANCH (I)_all	1629E8-1629G0	-

application	OE reference	year	length	code
-------------	--------------	------	--------	------

POLSKI - FSO
126P

126P _all	4127902-4130875	-	2090/815	11.0300
126P BIS _all	7557124	-	2470/1225	11.0382
INNER THREAD	4059152-4062360-4062432-4103422-4130875-4132149-984814	-	3500	11.0368

POLONEZ

POLONEZ _ 1.3, 1.5	4389184	-	1060/880	37.0301
--------------------	---------	---	----------	----------------

RENAULT
CLIO

CLIO (I) _ 1.1	7700802684	91-98	760/745	41.0363
CLIO (I) _ 1.2	7700802693	90-96	1215/940	41.0364
CLIO (I) _ 1.4	7700814767	91-98	1265/945	41.0348
CLIO (I) _ 1.7	7700802690	91-92	1250/980	41.0346
CLIO (I) _ 1.8 16v	7700802691	91-96	755/740	41.0365
CLIO (I) _ 1.9 DS	7700802692-7700831505	91-98	955/755	41.0366
CLIO (II) _ 1.2, 2.0 16v SPORT	7700416622-7700427379	98-	690/415	41.0394
CLIO (II) _ 1.4, 1.6	7700416623-7700429598	98-	940/675	41.0395



CLIO (II) _ 1.9 DS	7700425600-7700429400-8200039054	98-	1125/860	41.0396	
KIT	CLIO (I) _ all	7700844461	90-98	1560/1310	41.0301.1
	CLIO (I) _ all CLIO (II) _ 1.2, 2.0 16v SPORT	6025314861-7700415221-7700422152-7700428588 8200073162-8200700587	90-	1700/1310	41.0302.1

ESPACE

ESPACE (I) _ all	6025000129	84-85	945/595	41.0338
ESPACE (I) _ all BZ	6025002330	85-92	940/600	41.0339
ESPACE (I) _ all DS	6025002332	84-90	745/525	41.0340
KIT ESPACE (I) _ all	7700844461	84-92	1560/1310	41.0301.1

FUEGO

FUEGO _ TL - GTL - TS - GTS - TX - GTX	7700641400-7701348894	80-85	1370/1120	41.0320
FUEGO _ TD	7700701440-7701002066-7704002293	82-85	900/880	41.0329

ACCELERATOR CABLES

Cavi acceleratore - Gaszug - Cables d'accelerateur - Mando acelerador



application	OE reference	year	length	code
LAGUNA				
LAGUNA (I) _ 1.8	7700824077	93-01	1205/1040	41.0379
LAGUNA (I) _ 2.0	7700825601	93-01	495/280	41.0380
LAGUNA (I) _ 2.2 D/DT	7700824071	93-01	1525/1295	41.0381
KIT LAGUNA (I) _ all	6025314861-7700415221-7700422152-7700428588 8200073162-8200700587	93-01	1700/1310	41.0302.1
MEGANE				
MEGANE (I) _ 1.4 MEGANE SCENIC _ 1.4 i	7700843189	96-03	1350/975	41.0399
MEGANE (I) _ 1.6 i/e MEGANE SCENIC _ 1.6 i/e	7700843190	96-99	965/725	41.0300.1
MEGANE (I) _ 2.0 i/16v MEGANE SCENIC _ 2.0 i	7700843194	96-03	985/650	41.0397
MEGANE (I) _ all DT/DTi/DCi MEGANE SCENIC _ all DT/DTi	7700843197	96-03	1020/790	41.0398
KIT MEGANE (I) _ all MEGANE SCENIC _ all	6025314861-7700415221-7700422152-7700428588 8200073162-8200700587	96-03	1700/1310	41.0302.1
R4				
R4 _ L (1123)	855675800	-70	840/460	41.0300
R4 _ L - CARGO (1123-2105/6)	7701348066	70-74	790/440	41.0301
R4 _ L - TL - CARGO (1123-2105/6)	7700525564-7701348381	75-83	500/220	41.0302
R4 _ L - TL - CARGO (1123/C-2105/6-2391/2)	7700755025	84-88	1095/685	41.0330
R4 _ GTL - F6 CARGO (1128-2370-2430)	7700625845-7701348617	76-83	920/510	41.0303
R4 _ GTL - F6 CARGO (1128-2370-2430)	7700755027-7701349814	84-93	1010/550	41.0331
KIT R4 _ all (1123/8-2105/6-2370-2430)	7701349843	-84	1100/770	41.0357
R5				
R5 _ L - TL - TS - GTL (1220/1/2/4/5/7-1391/2)	7700584431-7701348134	72-85	1010/670	41.0305
R5 _ ALPINE (1223)	7701348657	77-84	820/550	41.0306
R5 _ TURBO/TURBO ALPINE (122B-8220)	6001001468	80-85	1625/1605	41.0334
KIT R5 _ all (1220/1/2/4/5/7/B-1391/2-8220)	7700701436-7700759761-7701349815	72-85	1560/1305	41.0347
R6				
R6 _ L - TL (1180/1)	7700525564-7701348381	70-87	500/220	41.0302
R9 - R11				
R9 _ all	7704001509	81-82	705/685	41.0310
R9 - R11 _ all BZ	7701348893-7701349422	82-89	900/720	41.0313
R9 - R11 _ all DS	7704001782	82-88	980/780	41.0312
KIT R9 - R11 _ all	7700701436-7700759761-7701349815	81-89	1560/1305	41.0347

application	OE reference	year	length	code
R12				
R12 _ L - TL (1170/7-1330/7)	7700544065-7701348072	69-74	1010/725	41.0314
R12 _ L - TL (1170/7-1330/7)	7700630601-7700637536	75-80	905/880	41.0315
R12 _ L - TL (1170/7-1330/7)	7701348890	69-80	1400/1010	41.0318
R14				
R14 _ L - TL - TS - GTL (1210/1/2/3)	7701348890	76-83	1400/1010	41.0318
R15				
R15 _ TL - GTL - TS (1300/2)	7701348890	72-80	1400/1010	41.0318
R17				
R17 _ all	7701348890	72-80	1400/1010	41.0318
R18				
R18 _ TL - GTL - TS - GTS - TX - GTX (1340/1/2/3/5)	7700641400-7701348894	78-86	1370/1120	41.0320
R18 _ TD - GTD (1344)	7700701440-7701002066-7704002293	80-86	900/880	41.0329
R19				
R19 (I) _ TS - TSE	7700789191	88-92	1360/980	41.0344
R19 (I) _ TXE	7700787473	88-92	1350/1060	41.0345
R19 (I) CHAMADE _ TXE	7700806995	90-92	1220/925	41.0367
R19 (II) _ TS - TSE	7700813980	92-96	1300/945	41.0374
R19 (II) _ TXE	7700271055	92-96	755/455	41.0376
R19 (II) _ 1.8 MPI/SPI	7700815820	92-96	1295/1055	41.0377
R19 (I)(II) _ 1.8 16v	7700790104	89-96	765/505	41.0368
R19 (I)(II) _ TD - TDE	7700812042	88-96	985/785	41.0369
KIT R19 (I)(II) _ all	7700701436-7700759761-7701349815	88-96	1560/1305	41.0347
R19 (I)(II) _ all	7700844461	88-96	1560/1310	41.0301.1
R20				
R20 _ all	7701348890	75-83	1400/1010	41.0318
R21				
R21 _ TL - TS - GTS - RS	7700765884-7700783394	86-94	610/385	41.0336
R21 _ RX - TXE - TURBO	7700765885	86-97	960/600	41.0337
KIT R21 _ all	7700701436-7700759761-7701349815	86-97	1560/1305	41.0347
R25				
R25 _ all exc. V6, DS/TD	7700767945	84-93	1210/850	41.0354
R25 _ all V6	7700759761	84-92	1190/900	41.0385
R25 _ all DS/TD	7700759758	84-92	940/730	41.0349
KIT R25 _ all	7700701436-7700759761-7701349815	84-93	1560/1305	41.0347

ACCELERATOR CABLES

Cavi acceleratore - Gaszug - Cables d'accelerateur - Mando aceleradòr



application	OE reference	year	length	code
-------------	--------------	------	--------	------

R30

R30_ TS - TX - TURBO	7701348890	76-86	1400/1010	41.0318
----------------------	------------	-------	-----------	----------------

SAFRANE

SAFRANE (I) _ 2.0, 2.2 8v	7700813928	92-96	1305/970	41.0382
---------------------------	------------	-------	----------	----------------

SAFRANE (I) _ 2.0, 2.2 12v	7700813982	92-96	1245/975	41.0383
----------------------------	------------	-------	----------	----------------

SAFRANE (I) _ 2.5 DT	7700813985-7700834530	93-96	1675/1440	41.0384
----------------------	-----------------------	-------	-----------	----------------

KIT SAFRANE (I) _ all	7700844461	92-96	1560/1310	41.0301.1
------------------------------	------------	-------	-----------	------------------

KIT SAFRANE (I) _ all	6025314861-7700415221-7700422152-7700428588 8200073162-8200700587	92-96	1700/1310	41.0302.1
------------------------------	--	-------	-----------	------------------

SCENIC

SCENIC (I) _ 1.4	7700843189	99-03	1350/975	41.0399
------------------	------------	-------	----------	----------------

SCENIC (I) _ 2.0 16v	7700843194	99-03	985/650	41.0397
----------------------	------------	-------	---------	----------------

SCENIC (I) _ all DTi/DCi	7700843197	99-03	1020/790	41.0398
--------------------------	------------	-------	----------	----------------



KIT SCENIC (I) _ all	6025314861-7700415221-7700422152-7700428588 8200073162-8200700587	99-03	1700/1310	41.0302.1
-----------------------------	--	-------	-----------	------------------

SUPERCINQUE

R5 SUPERCINQUE _ all BZ	7701348893-7701349422	84-96	900/720	41.0313
-------------------------	-----------------------	-------	---------	----------------

R5 SUPERCINQUE _ all DS	7704001782	85-96	980/780	41.0312
-------------------------	------------	-------	---------	----------------

KIT R5 SUPERCINQUE _ all	7700701436-7700759761-7701349815	84-96	1560/1305	41.0347
---------------------------------	----------------------------------	-------	-----------	----------------

TWINGO

TWINGO (I) _ all	7700823051	93-96	1260/1020	41.0387
------------------	------------	-------	-----------	----------------

TWINGO (I) _ all	7700847796	96-07	1270/1250	41.0362
------------------	------------	-------	-----------	----------------

KIT TWINGO (I) _ all	7700844461	93-07	1560/1310	41.0301.1
-----------------------------	------------	-------	-----------	------------------

KIT TWINGO (I) _ all	6025314861-7700415221-7700422152-7700428588 8200073162-8200700587	93-07	1700/1310	41.0302.1
-----------------------------	--	-------	-----------	------------------

RENAULT commercial vehicles

EXPRESS / EXTRA / RAPID


EXPRESS / EXTRA / RAPID _ 1.4	7701348893-7701349422	91-98	900/720	41.0313
-------------------------------	-----------------------	-------	---------	----------------

KIT EXPRESS / EXTRA / RAPID _ all	7700701436-7700759761-7701349815	91-98	1560/1305	41.0347
--	----------------------------------	-------	-----------	----------------

application	OE reference	year	length	code
-------------	--------------	------	--------	------

KANGOO

KANGOO (I)(K/FC0/1) _ 1.2	7700416622-7700427379	97-	690/415	41.0394
KANGOO (I)(K/FC0/1) _ 1.4	7700416623-7700429598	97-	940/675	41.0395
KANGOO (I)(K/FC0/1) _ 1.9 DS	7700425600-7700429400-8200039054	97-	1125/860	41.0396



MASTER

MASTER (I) TR-AV _ 2.1 DS	5000394242	80-98	1600/1470	41.0361
MASTER (I) TR-AV _ 2.4 DS, 2.5 D/TD	5000394950	80-89	1785/1610	41.0372
MASTER (I) TR-AV _ 2.4 DS, 2.5 D/TD	7700732603	89-98	1770/1670	41.0373
MASTER (I) PR-AR _ 2.4 DS, 2.5 D/TD	5000387500	80-98	1760	41.0343
MASTER (II) _ 2.8 DTi	7700302301	98-01	1340/1000	41.0313.1
MASTER (I) TR-AV _ 2.0	7700701436-7700759761-7701349815	80-98	1560/1305	41.0347

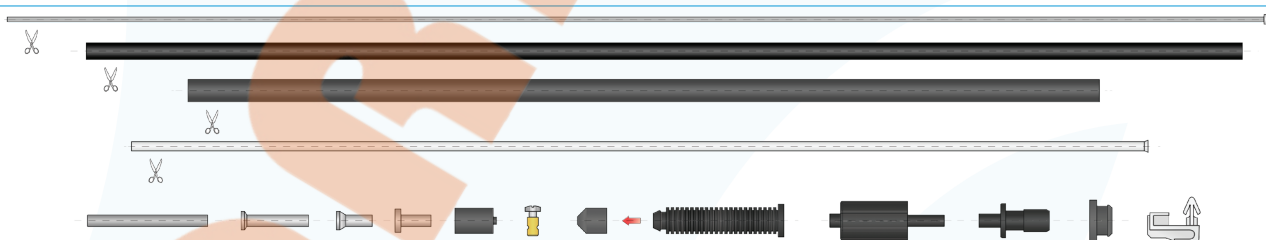
TRAFIC

TRAFIC (I) _ 1.4, 1.6	7701348893-7701349422	80-89	900/720	41.0313
TRAFIC (I) _ 2.1 DS mot. 852	7700695695-7704002206	80-89	1345/1165	41.0341
TRAFIC (I) _ 2.0 mot. 829	7701349423-7701388321	80-89	1420/1250	41.0360
TRAFIC (I) _ 2.5 DS	7704002210	80-89	975/805	41.0359

RENAULT standard accelerator KIT

41.0301.1

CLIO (I) _ all, ESPACE (I) _ all, R19 (I)(II) _ all, SAFRANE (I) _ all TWINGO (I) _ all	7700844461	1560/1310
--	------------	-----------



ACCELERATOR CABLES

Cavi acceleratore - Gaszug - Cables d'accelerateur - Mando acelerador



code / application	OE reference	length
41.0302.1		
CLIO (I) _all, CLIO (II) 1.2, 2.0 16v, LAGUNA (I) _all, MEGANE (I) _all, MEGANE SCENIC _all, SAFRANE (I) _all, SCENIC (I) _all, TWINGO (I) _all	6025314861-7700415221-7700422152-7700428588 8200073162-8200700587	1700/1310
41.0347		
R5, R5 SUPERCINQUE _all, R9 - R11 _all, R19 _all, R21 _all, R25 _all EXPRESS / EXTRA / RAPID _all, MASTER (I) TR-AV _2.0	7700701436-7700759761-7701349815	1560/1305
41.0357		
R4 _all (1123/8-2105/6-2370-2430)	7701349843	1100/770

application	OE reference	year	length	code
ROVER GROUP				
<i>METRO</i>				
AUSTIN METRO _ all	FAM8697	81-85	720/540	23.0302
AUSTIN/ROVER METRO _ all	FAM6696-FAM8690-FAM8698-NAM2978-NAM7912	85-90	840/610	23.0304
<i>MINI</i>				
AUSTIN/MORRIS/ROVER MINI _ all	21A2445-21A2449-38822124-39922108	60-	810/635	23.0300
AUSTIN/MORRIS MINI COOPER _ all	-	61-	800/470	23.0305
SAAB				
<i>99</i>				
99 _ all	8315624	75-84	810/550	43.0301
<i>900</i>				
900 (l) _ all	8335986	79-85	790/480	43.0303
900 i (l) _ all	8339996	79-85	760/485	43.0304
SEAT				
<i>124</i>				
124 _ all D-LS	EA11008400-4162231-4221660-4291977	68-	345/230	11.0326
<i>127</i>				
127 _ 900cc	HH11006200-4365648	72-82	400/280	11.0307
127 _ 900cc	X039350920-5932425	82-86	935/815	11.0308
127 _ 900cc 5 doors	HH11006201-3921303	77-81	470/345	11.0309
<i>131</i>				
131 _ all L/1430	JA11050100-JA11060100	75-83	495/390	45.0306
131 _ all CLX/2000	XD44605860-4460586	80-83	1315/1140	11.0333
131 _ all DS	JD11050105-4378341-4473012	-	435/300	11.0336
<i>133</i>				
133 _ all	EA11006701-ET12623100-4103425-4127153-41277153	74-	3300/1015	11.0303
INNER THREAD	4059152-4062360-4062432-4103422-4130875-4132149-984814	-	3500	11.0368
<i>ALHAMBRA</i>				
ALHAMBRA (7V8, 7V9) _ 2.0 i	7M1721555M	96-10	755/565	55.0392
ALHAMBRA (7V8, 7V9) _ 2.8 v6	7M1721555E	00-10	1115/905	55.0381

ACCELERATOR CABLES

Cavi acceleratore - Gaszug - Cables d'accelerateur - Mando acelerador



application	OE reference	year	length	code
-------------	--------------	------	--------	------

AROSA

AROSA (6H) _ all	6N1721555A-6X1721555A	97-98	600/420	45.0329
AROSA (6H) _ all exc. 1.4 16v	6N1721555K	98-04	575/385	55.0378
AROSA (6H) _ 1.4 16v	6N1721555N-6N1721555P	00-04	1560/1365	45.0328



CORDOBA

CORDOBA (6K1/2) _ 1.0 i	6K0721555B	96-02	615/425	45.0331
CORDOBA (6K1/2) _ 1.4 i	6N1721555D-6N1721555E-6N1721555L	93-02	1150/950	55.0360
CORDOBA (6K1/2) _ 1.6 i	1H0721555D	93-02	1200/1000	55.0347
CORDOBA (6K1/2) _ 1.8 i, 2.0 i	1H0721555A-1H0721555J	93-99	760/565	55.0348
CORDOBA (6K1/2) _ 1.9 TD ch 6KZR052000 <-	1H0721555B	93-94	890/705	55.0349
CORDOBA (6K1/2) _ 1.9 D/SDI/TDI CORDOBA (6K1/2) _ 1.9 TD ch 6KZR052001 ->	1H0721555G-1H0721555Q	93-02	915/730	45.0332

FURA


FURA _ all	X039350920-5932425	82-86	935/815	11.0308
------------	--------------------	-------	---------	----------------

IBIZA

IBIZA (I)(021A) _ all BZ	X039546970	-92	885/760	45.0307
IBIZA (I)(021A) _ 0.9 JUNIOR	SE021110501B-X039546170	87-92	610/460	45.0317
IBIZA (I)(021A) _ 1.2	SE021110501C-X03949848	84-93	355/230	45.0312
IBIZA (I)(021A) _ 1.5	SE021110501A-X03946698	84-93	375/230	45.0313
IBIZA (I)(021A) _ 1.7 DS	SE022110501A-X03960300	84-93	780/630	45.0320
IBIZA (I)(021A) _ 1.7 DS	X039613470	84-93	865/545	45.0316
IBIZA (II)(6K1) _ 1.0 i	6K0721555B	96-02	615/425	45.0331
IBIZA (II)(6K1) _ 1.3 i mot. 2G	1H0721555	93-99	1040/845	45.0326
IBIZA (II)(6K1) _ 1.0, 1.4 i IBIZA (II)(6K1) _ 1.3 i mot. AAV	6N1721555D-6N1721555E-6N1721555L	93-02	1150/950	55.0360
IBIZA (II)(6K1) _ 1.6 i	1H0721555D	93-02	1200/1000	55.0347
IBIZA (II)(6K1) _ 1.8 i, 2.0 i	1H0721555A-1H0721555J	93-99	760/565	55.0348
IBIZA (II)(6K1) _ 1.9 TD ch 6KZR052000 <-	1H0721555B	93-94	890/705	55.0349
IBIZA (II)(6K1) _ 1.9 D/SDI/TDI IBIZA (II)(6K1) _ 1.9 TD ch 6KZR052001 ->	1H0721555G-1H0721555Q	93-02	915/730	45.0332


LEON

LEON (1M1) _ 1.4 16v	1J1721555J-1J1721555N	99-06	1710/1515	55.0380
LEON (1M1) _ 1.6	1J0721555D-1J0721555T	99-06	1730/1525	03.0327
LEON (1M1) _ 1.8 20v	1J1721555L-1J1721555P	99-06	1725/1525	55.0302.1
LEON (1M1) _ 1.8 T/T4 20v	1J1721555M	99-06	1270/980	55.0303.1
LEON (1M1) _ 2.8 CUPRA 4	7M1721555E	01-06	1115/905	55.0381

application	OE reference	year	length	code
MALAGA				
MALAGA (023A) _ all BZ	X039546970	-92	885/760	45.0307
MALAGA (023A) _ 1.2	SE021110501C-X03949848	84-93	355/230	45.0312
MALAGA (023A) _ 1.5	SE021110501A-X03946698	85-93	375/230	45.0313
MALAGA (023A) _ 1.7 DS	X039390870	85-93	850/670	45.0311
MALAGA (023A) _ 1.7 DS	X039613470	85-93	865/545	45.0316
MARBELLA / PANDA				
PANDA _ all	X04406533-4406533	80-86	525/400	11.0305
MARBELLA _ all	SE141110501A-X039625440-5936967-5960963	86-98	780/650	11.0306
MARBELLA _ all	SE022110501A-X03960300	86-98	780/630	45.0320
RITMO				
RITMO _ all BZ	X044685180-4468518	78-82	685/510	11.0318
RITMO _ all DS	X044319590-4431959-5945752	79-82	865/700	11.0322
RONDA				
RONDA (022A) _ 1.2	X039352490	83-86	1055/865	45.0309
RONDA (022A) _ 1.2	SE021110501C-X03949848	83-86	355/230	45.0312
RONDA (022A) _ 1.4, 1.5	SE021110501A-X03946698	82-88	375/230	45.0313
RONDA (022A) _ 1.6	X044685180-4468518	83-85	685/510	11.0318
RONDA (022A) _ 1.7 DS	X039390870	82-86	850/670	45.0311
TERRA				
TERRA _ all BZ	SE022110501A-X03960300	87-96	780/630	45.0320
TERRA _ all DS	X039616670	90-95	1145/1000	45.0322
TOLEDO				
TOLEDO (I)(1L) _ 1.6 i, 1.8 i/16v ch 1LZZD309350 <-	171721555T	91-99	1055/840	55.0314
TOLEDO (I)(1L) _ 1.6 i, 1.8 i/16v ch 1LZZD309351 ->	1L0721555A	91-99	1170/950	45.0333
TOLEDO (I)(1L) _ 1.9 D/TD	171721555L	91-99	910/710	55.0315
TOLEDO (II) (1M2) _ 1.4 16v	1J1721555J-1J1721555N	00-02	1710/1515	55.0380
				
TOLEDO (II) (1M2) _ 1.6	1J0721555D-1J0721555T	98-04	1730/1525	03.0327
TOLEDO (II) (1M2) _ 1.8 20v	1J1721555L-1J1721555P	98-04	1725/1525	55.0302.1
TOLEDO (II) (1M2) _ 1.8 T 20v, 2,3 v5	1J1721555M	98-04	1270/980	55.0303.1

ACCELERATOR CABLES

Cavi acceleratore - Gaszug - Cables d'accelerateur - Mando acelerador

application	OE reference	year	length	code
SKODA				
105 - 120				
INNER THREAD	113904020-13522742-630522740	-	4015	47.0300
110				
INNER THREAD	113904020-13522742-630522740	-	4015	47.0300
FAVORIT				
FAVORIT (781/5/7) _ all	115522740	89-92	760/615	47.0301
FAVORIT (781/5/7) _ all	115522747	93-97	765/620	47.0303
INNER THREAD	6U0721557D	-	1100	47.0308
FELICIA				
FELICIA (I)(II)(6U1/5) _ 1.3 MOTRONIC	6U0721555C	94-97	1115/910	47.0305
				
FELICIA (I)(II)(6U1/5) _ 1.3 MPI	6U0721555A	97-02	1085/905	47.0304
FELICIA (I)(II)(6U1/5) _ 1.6	6U0721555B	95-01	665/455	47.0306
FELICIA (I)(II)(6U1/5) _ 1.9 D	6U0721555	95-02	1010/790	47.0307
INNER THREAD	6U0721557D	-	1100	47.0308
OCTAVIA				
OCTAVIA (I)(1U2/5) _ 1.4 16v	1J1721555J-1J1721555N	00-10	1710/1515	55.0380
OCTAVIA (I)(1U2/5) _ 1.6	1J0721555D-1J0721555T	97-10	1730/1525	03.0327
OCTAVIA (I)(1U2/5) _ 1.8	1J1721555L-1J1721555P	96-00	1725/1525	55.0302.1
OCTAVIA (I)(1U2/5) _ 1.8 T	1J1721555M	97-10	1270/980	55.0303.1
OCTAVIA (I)(1U2/5) _ 2.0	1J1721555K-1J1721555Q	99-07	1705/1505	55.0376
SUZUKI				
SAMURAI				
SAMURAI SANTANA _ 1.0	15910A80011	89-95	1260/1145	48.0300
SAMURAI SANTANA _ 1.3	1591083010-15910A83010	86-94	975/725	48.0301
SJ 410				
SJ 410 (OS) _ all	15910A80011	81-91	1260/1145	48.0300
SJ 413				
SJ 413 (OS) _ all	1591083010-15910A83010	84-90	975/725	48.0301

application	OE reference	year	length	code
-------------	--------------	------	--------	------

SWIFT

SWIFT (I)(S/AA) _ all	1591082000-1591082X50-91171692-96051738-96051798	83-89	575/410	48.0302
SWIFT (II)(E/MA)(AH/J) _ all	1591080C00-1591080C10-1591083300	89-05	1075/815	48.0307

VITARA

VITARA (ET, TA/D) _ 1.6	1591061A10-1591061A30-1591061A31-1591063A01 1591085C20-1591085C30-15910A61A31	88-99	1100/805	48.0309
VITARA (ET, TA/D) _ 1.9 D	1591086CB0-1591086CB1-1591086CF0	95-99	510/380	48.0312

TOYOTA
AVENSIS

AVENSIS (T22.) _ 2.0	7818005200	97-00	1755/1500	52.0300
----------------------	------------	-------	-----------	----------------

AYGO

AYGO (B1.) _ 1.0	781800H010-1629G4	05-14	1320/1135	07.0357
------------------	-------------------	-------	-----------	----------------

YARIS

YARIS (P1.) _ 1.0	781800D010	99-05	1285/1100	52.0303
YARIS (P1.) _ 1.0 Japan	7818042060-7818052050	99-05	1655/1400	52.0301
YARIS (P1.) _ 1.3	781800D040	02-05	1330/1145	52.0305

YARIS VERSO

YARIS VERSO (P2.) _ 1.3, 1.5	7818052010-7818052020	99-05	1200/1040	52.0304
------------------------------	-----------------------	-------	-----------	----------------

VOLKSWAGEN
BEETLE / KAFER

1200	111721555C	-65	2640	55.0300
1200	111721555A-111721555D	65-67	2620	55.0301
1200, 1300, 1302	111721555E	67-71	2625	55.0302
1200	111721555J	71-	2640	55.0303
1300, 1302, 1303	133721555	71-75	2605	55.0340
1303	133721555A	75-	2605	55.0341
1600 TL TYPE III	112721555-311721555G	65-	2645	55.0304

NEW BEETLE


NEW BEETLE (9C1, 1C1, 1Y7) _ all	1J1721555K-1J1721555Q	98-10	1705/1505	55.0376
NEW BEETLE (9C1, 1C1, 1Y7) _ 1.8T	1J1721555M	99-10	1270/980	55.0303.1

ACCELERATOR CABLES

Cavi acceleratore - Gaszug - Cables d'accelerateur - Mando acelerador



application	OE reference	year	length	code
BORA				
BORA (1J2/6, 9M2) _ 1.4 16v	1J1721555J-1J1721555N	00-05	1710/1515	55.0380
BORA (1J2/6, 9M2) _ 1.6	1J0721555D-1J0721555T	98-05	1730/1525	03.0327
BORA (1J2/6, 9M2) _ 1.8	1J1721555L-1J1721555P	99-05	1725/1525	55.0302.1
BORA (1J2/6, 9M2) _ 1.8T	1J1721555M	00-05	1270/980	55.0303.1
BORA (1J2/6, 9M2) _ 2.0	1J1721555K-1J1721555Q	98-13	1705/1505	55.0376
GOLF				
GOLF (I)(17) _ 1.1	171721555F-171721555N	74-83	1180/1010	55.0342
GOLF (I)(17) _ 1.5	171721555H-171721555J-171721555P-532721335C	74-75	970/790	55.0311
GOLF CABRIOLET (I)(155) _ 1.8	171721555AB	82-93	1140/860	55.0343
GOLF (I)(II)(17, 155)(19E, 1G1) _ all exc. GTI	171721555T	79-92	1055/840	55.0314
GOLF (I)(17) _ 1.6 GTI, 1.8 GTI	171721555K	76-83	1140/850	55.0313
GOLF (II)(19E, 1G1) _ 1.8 i/GTI	191721555-3A1721555B	83-91	770/565	55.0331
GOLF (I)(II)(17, 155)(19E, 1G1) _ all D/TD	171721555L	76-91	910/710	55.0315
GOLF (II)(19E, 1G1) _ all automatic transmission	171723555A-171723555B-171723555C-191723555	83-92	1040/860	55.0370
GOLF (III)(1H1, 1H5) _ 1.4, 1.6, 1.8	1H0721555D	91-95	1200/1000	55.0347
GOLF (III)(1H1, 1H5) _ 1.4, 1.6	1H0721555T	95-99	670/480	55.0394
GOLF (III)(1H5, 1E7) _ 1.8 ch 1E5011001/1H5210001 ->	1H0721555R	95-02	1195/1000	55.0391
GOLF (III)(1H1, 1H5) _ 2.0	1H0721555A-1H0721555J	91-99	760/565	55.0348
GOLF (III)(1H1, 1H5, 1E7) _ 2.0	1H0721555M-1H0721555P	91-02	765/570	55.0389
GOLF (III)(1H1, 1H5, 1E7) _ 1.9 D/TD/GTD ch 1HPW320000 <-	1H0721555B	91-99	890/705	55.0349
GOLF (III)(1H1, 1H5, 1E7) _ 1.9 D/TD/GTD ch 1HPW320001 ->	1H0721555G-1H0721555Q	91-99	915/730	45.0332
GOLF (III)(1H1) _ 2.8 VR6	1H0721555C	92-95	1065/875	55.0395
GOLF (III)(1H1) _ 2.8 VR6	1H0721555AA	95-97	1105/910	55.0396
GOLF (IV)(1J1, 1J5) _ 1.4 16v	1J1721555J-1J1721555N	97-06	1710/1515	55.0380
GOLF (IV)(1J1, 1J5) _ 1.6	1J0721555D-1J0721555T	97-04	1730/1525	03.0327
GOLF (IV)(1J1, 1J5) _ 1.8	1J1721555L-1J1721555P	97-06	1725/1525	55.0302.1
GOLF (IV)(1J1, 1J5) _ 1.8 T/T GTI	1J1721555M	97-10	1270/980	55.0303.1
GOLF (IV)(1J1, 1J5) _ 2.0	1J1721555K-1J1721555Q	98-06	1705/1505	55.0376

application	OE reference	year	length	code
JETTA				
JETTA (I)(II)(16)(19E, 1G2, 165) _ all exc. GLI	171721555T	78-91	1055/840	55.0314
JETTA (I)(16) _ 1.6 GLI	171721555K	78-82	1140/850	55.0313
JETTA (I)(II)(16)(19E, 1G2, 165) _ all D/TD	171721555L	78-91	910/710	55.0315
JETTA / VENTO (1H2) _ 1.4, 1.6	1H0721555D	91-98	1200/1000	55.0347
JETTA / VENTO (1H2) _ 1.8, 2.0	1H0721555A-1H0721555J	91-98	760/565	55.0348
JETTA / VENTO (1H2) _ 1.9 D ch 1HPW320000 <-	1H0721555B	91-93	890/705	55.0349
JETTA / VENTO (1H2) _ 1.9 SDI/TD/TDI JETTA / VENTO (1H2) _ 1.9 D ch 1HPW320001->	1H0721555G-1H0721555Q	91-98	915/730	45.0332
JETTA / VENTO (1H2) _ 2.8 VR6	1H0721555C	92-98	1065/875	55.0395
JETTA / BORA (1J2/6, 9M2) _ 1.4 16v	1J1721555J-1J1721555N	00-05	1710/1515	55.0380
JETTA / BORA (1J2/6, 9M2) _ 1.6	1J0721555D-1J0721555T	98-05	1730/1525	03.0327
JETTA / BORA (1J2/6, 9M2) _ 1.8	1J1721555L-1J1721555P	99-05	1725/1525	55.0302.1
JETTA / BORA (1J2/6, 9M2) _ 1.8 T	1J1721555M	00-05	1270/980	55.0303.1
JETTA / BORA (1J2/6, 9M2) _ 2.0	1J1721555K-1J1721555Q	98-13	1705/1505	55.0376
LUPO				
LUPO (6X, E1) _ 1.0	6N1721555K	98-05	575/385	55.0378
LUPO (6X, E1) _ all exc. 1.0	6N1721555N-6N1721555P	98-05	1560/1365	55.0317
PASSAT				
PASSAT (32, 33) _ 1.3, 1.5 S	321721555B	73-80	835/630	55.0318
PASSAT (32, 33) _ 1.3 L, 1.5 LS	321721555D	73-80	860/615	55.0320
PASSAT (32, 33) _ 1.6	321721555S	75-80	905/640	55.0323
PASSAT (32B, 33B) _ 1.6, 1.8 mot. DT/DS	321721555AA	80-88	870/645	55.0332
PASSAT (32B, 33B) _ 1.6, 1.8 mot. JU/JV PASSAT (32B, 33B) _ 1.9	811721555AD-811721555AL	80-88	1030/790	03.0305
PASSAT (32B, 33B) _ 1.8 mot. JN	811721555AM	83-88	905/530	03.0317
PASSAT (32B, 33B) _ 2.0, 2.2	321721555E	83-88	945/535	55.0369
PASSAT (32, 33)(32B, 33B) _ all DS/TD	321721555F-321721555R-811721555AE	77-88	730/490	55.0319
PASSAT (32B, 33B) _ all TD	321721555T	82-88	1005/770	55.0333
PASSAT (3A2/5, 35I) _ 1.6, 1.8 PASSAT (3A2/5, 35I) _ 2.0 ch 3AR220000 <-	191721555-3A1721555B	87-92	770/565	55.0331
				
PASSAT (3A2/5, 35I) _ 1.8	3A1721555	93-97	1200/1000	55.0357
PASSAT (3A2/5, 35I) _ 1.8 ch 3AS070000->	1H0721555R	93-97	1195/1000	55.0391
PASSAT (3A2/5, 35I) _ 2.0 16v ch 3AS075000 <-	1H0721555A-1H0721555J	92-97	760/565	55.0348
PASSAT (3A2/5, 35I) _ 2.0 ch 3AR220001-> PASSAT (3A2/5, 35I) _ 2.0 16v ch 3AS075001->	1H0721555M-1H0721555P	92-97	765/570	55.0389
PASSAT (3A2/5, 35I) _ 2.8 VR6 ch 3AS075001->	1H0721555AA	91-97	1105/910	55.0396
PASSAT (3A2/5, 35I) _ all DS/TD	357721555A	89-93	915/710	55.0359
PASSAT (3A2/5, 35I) _ all TD	3A1721555A	93-97	935/730	55.0364

ACCELERATOR CABLES

Cavi acceleratore - Gaszug - Cables d'accelerateur - Mando acelerador



application	OE reference	year	length	code
POLO				
POLO / DERBY (86)(86C, 80) _ all	861721555F	74-94	515/325	55.0330
POLO (6N1/2) _ 1.0, 1.3	6N1721555D-6N1721555E-6N1721555L	94-99	1150/950	55.0366
POLO (6N1/2) _ 1.4	6N1721555K	95-01	575/385	55.0378
POLO (6V2/5) _ 1.4	6K0721555B	95-01	615/425	45.0331
POLO (6N1/2, 6V2/5) _ all 16v	6N1721555N-6N1721555P	94-01	1560/1365	55.0317
POLO (6N1/2, 6V2/5) _ all D/SDI/TDI	6N1721555H	94-01	990/810	55.0367
SANTANA				
SANTANA (32B) _ 1.6, 1.8 mot. DT	321721555AA	81-85	870/645	55.0332
SANTANA (32B) _ 1.6, 1.9 mot. JU	811721555AD-811721555AL	81-85	1030/790	03.0305
SANTANA (32B) _ 2.0	321721555E	83-84	945/535	55.0369
SANTANA (32B) _ all DS/TD	321721555F-321721555R-811721555AE	81-85	730/490	55.0319
SANTANA (32B) _ all TD	321721555T	81-85	1005/770	55.0333
SCIROCCO				
SCIROCCO (53) _ 1.5	171721555H-171721555J-171721555P-532721335C	74-77	970/790	55.0311
SCIROCCO (53)(53B) _ 1.3, 1.5	171721555T	77-83	1055/840	55.0314
SCIROCCO (53)(53B) _ 1.6	171721555K	75-83	1140/850	55.0313
SCIROCCO (53B) _ 1.6, 1.8	171721555AB	83-92	1140/860	55.0343
SHARAN				
SHARAN (7M8, 7M9, 7M6) _ 2.0	7M1721555M	96-10	755/565	55.0392
SHARAN (7M8, 7M9, 7M6) _ 2.8 VR6	7M1721555E	96-00	1115/905	55.0381
VENTO				
VENTO (1H2) _ 1.4, 1.6	1H0721555D	91-98	1200/1000	55.0347
VENTO (1H2) _ 1.8, 2.0	1H0721555A-1H0721555J	91-98	760/565	55.0348
VENTO (1H2) _ 1.9 D ch 1HPW320000 <-	1H0721555B	91-93	890/705	55.0349
VENTO (1H2) _ 1.9 SDI/TD/TDI VENTO (1H2) _ 1.9 D ch 1HPW320001 ->	1H0721555G-1H0721555Q	91-98	915/730	45.0332
VENTO (1H2) _ 2.8 VR6	1H0721555C	92-98	1065/875	55.0395

application	OE reference	year	length	code
-------------	--------------	------	--------	------

VOLKSWAGEN commercial vehicles

CADDY

CADDY (I)(14) _ 1.5, 1.6	171721555T	78-91	1055/840	55.0314
CADDY (I)(14) _ 1.8	171721555AB	85-92	1140/860	55.0343
CADDY (I)(14) _ 1.6 DS	171721555L	82-92	910/710	55.0315
CADDY (II)(9K9) _ 1.4	6K0721555B	95-03	615/425	45.0331
CADDY (II)(9K9) _ 1.6	6N1721555D-6N1721555E-6N1721555L	95-00	1150/950	55.0366
CADDY (II)(9K9) _ 1.9 D/SDI	1H0721555G-1H0721555Q	95-04	915/730	45.0332
CADDY PICK-UP (II)(9U7) _ 1.6	6U0721555B	96-00	665/455	47.0306
CADDY PICK-UP (II)(9U7) _ 1.9 D	6U0721555	96-00	1010/790	47.0307

LT

LT 28-31-35 (I)(281, 363) _ 2.7 DS PERKINS	281721555B	75-80	880	55.0338
LT 28-31-35 (I)(281, 363) _ 2.4 DS LT 40-45 (I)(291, 512) _ 2.4 DS	281721555K	78-92	1265/865	55.0339

TRANSPORTER

TRANSPORTER (II) _ 1.6, 1.7	211721555J-211721555Y	68-72	3670	55.0371
TRANSPORTER (II) _ 1.6	211721555L-211721555P-211721555R	72-79	3685	55.0325
TRANSPORTER (II) _ 1.6	211721555-211721555T	76-79	3655	55.0328
TRANSPORTER (II) _ 1.7 INJECTION	211721555AA-211721555S	71-73	3470	55.0327
TRANSPORTER (III-T3) _ 1.6, 2.0	251721555	79-82	3565	55.0329
TRANSPORTER (III-T3) _ 2.0	251721555B	79-82	3805	55.0334
TRANSPORTER (III-T3) _ 2.0	251721555G	82-86	3970/1320	55.0335
TRANSPORTER (III-T3) _ 1.9 mot. DG TRANSPORTER (III-T3) _ 1.9 SYNCRO, 2.1	251721555P-251721555R	82-92	3715/1025	55.0372
TRANSPORTER (III-T3) _ 1.9 mot. DF TRANSPORTER (III-T3) _ 2.1 i/SYNCR0	251721555Q	82-92	3610/920	55.0345
TRANSPORTER (III-T3) _ all DS	251721555C	81-87	3945/1290	55.0336
TRANSPORTER (III-T3) _ all DS/TD	251721555K	82-92	3945/1290	55.0337



TRANSPORTER (III-T3) _ all DS/TD	251721555S	81-92	3980/1320	55.0377
TRANSPORTER (IV-T4) _ 1.8	701721555G	90-92	955/705	55.0375
TRANSPORTER (IV-T4) _ 2.0	701721555J	90-03	1125/875	55.0362
TRANSPORTER (IV-T4) _ 2.5	701721555H	90-03	1205/955	55.0374
TRANSPORTER (IV-T4) _ 1.9 D/TD	701721555A-701721555AK-701721555K	90-03	1230/1000	55.0361



TRANSPORTER (IV-T4) _ 2.4 D	701721555D-701721555DL-701721555L	90-03	1700/1460	55.0363
-----------------------------	-----------------------------------	-------	-----------	----------------


ACCELERATOR CABLES

Cavi acceleratore - Gaszug - Cables d'accelerateur - Mando acelerador




application	OE reference	year	length	code
VOLVO				
240				
240 (P242/244, P245) _ 2.0	12289510	74-79	970/760	57.0304
240 (P242/244, P245) _ 2.0	1227507	79-84	1130/925	57.0305
240 (P242/244, P245) _ 2.1, 2.3	1229439	74-80	940/665	57.0306
240 (P242/244, P245) _ 2.1, 2.3	1272897	80-93	640/385	57.0307
260				
260 (P262/264) _ 2.7	12290268	75-81	700/480	57.0308
ZASTAVA				
101				
101 (1100) _ all	4479233	-	1115/925	11.0317
YUGO				
YUGO _ 0.9 45cv	4427794	80-95	400/260	59.0300
YUGO FLORIDA _ all	46622749	89-95	600/455	59.0301

application	OE reference	year	length	code
-------------	--------------	------	--------	------



ADRIAUT



RAPPORT

